

US00D620508S

(12) **United States Design Patent**
Jacquet et al.

(10) **Patent No.:** **US D620,508 S**

(45) **Date of Patent:** **** Jul. 27, 2010**

(54) **MACHINE TOOL**

(75) Inventors: **Rémy Jacquet**, Le Locle (CH); **William Kohler**, La Chaux-de-Fonds (CH); **Peter Handlbauer**, Voiron (FR); **Pierre Struzka**, Lausanne (CH); **Patrick Ammon**, Bienne (CH)

(73) Assignees: **Agie Charmilles SA**, Loson (CH); **Charmilles Technology SA**, Meyrin (CH)

(**) Term: **14 Years**

(21) Appl. No.: **29/293,977**

(22) Filed: **Dec. 19, 2007**

(30) **Foreign Application Priority Data**

Jun. 20, 2007 (EM) 000743323

(51) **LOC (9) Cl.** **15-09**

(52) **U.S. Cl.** **D15/122**

(58) **Field of Classification Search** D15/122,
D15/124, 127, 128, 130, 131; 29/26 A, 26 R,
29/30, 33 A-33 T, 34 R, 39, 50, 563-566,
29/564.1-564.8; 483/17-57

See application file for complete search history.

(56) **References Cited**

U.S. PATENT DOCUMENTS

D265,912 S *	8/1982	Frenkel	D15/138
4,443,929 A *	4/1984	Bayer et al.	483/32
D301,585 S *	6/1989	Linn	D15/138
D319,834 S *	9/1991	Rutschle	D15/131
D415,175 S *	10/1999	Lin	D15/127
D427,614 S *	7/2000	Miyake et al.	D15/127
D428,025 S *	7/2000	Miyake et al.	D15/127
D445,807 S *	7/2001	Baulk	D15/127
D472,250 S *	3/2003	Mariotta et al.	D15/127
D489,077 S *	4/2004	Bloch	D15/127
D542,311 S *	5/2007	Inaba et al.	D15/127

D548,754 S *	8/2007	Itabashi et al.	D15/122
D548,755 S *	8/2007	Takeshima et al.	D15/122
D551,268 S *	9/2007	Iwamoto et al.	D15/127
D559,283 S *	1/2008	Takeda et al.	D15/127
D559,871 S *	1/2008	Kittaka et al.	D15/122
D567,263 S *	4/2008	Sugihara et al.	D15/122

OTHER PUBLICATIONS

Sodick Co., Ltd., Q3vic-Solution AQ75L, "Delivering Optimal Machining That Exceeds The Expertise Of Skilled Machinists", 2003, p. 1-2.

Mitsubishi Electric, Technology to fascinate you, Die-Sinking EDM System EA12-V, 2006, p. 1-10.

Charmilles Technologies SA, Roboform 350, Roboform 550, 2005, p. 1-8.

Exeron GmbH, EDM 312, "Die-Sinking-Eroding-Machine", p. 1-3.

* cited by examiner

Primary Examiner—Sandy Snapp

Assistant Examiner—Patricia Palasik

(74) *Attorney, Agent, or Firm*—Harness, Dickey & Pierce, P.L.C.

(57) **CLAIM**

The ornamental design for a machine tool, as shown and described.

DESCRIPTION

FIG. 1 shows a front view of the design;

FIG. 2 shows a side view of the design from one side;

FIG. 3 shows a side view of the design from the other side;

FIG. 4 shows a top view of the design;

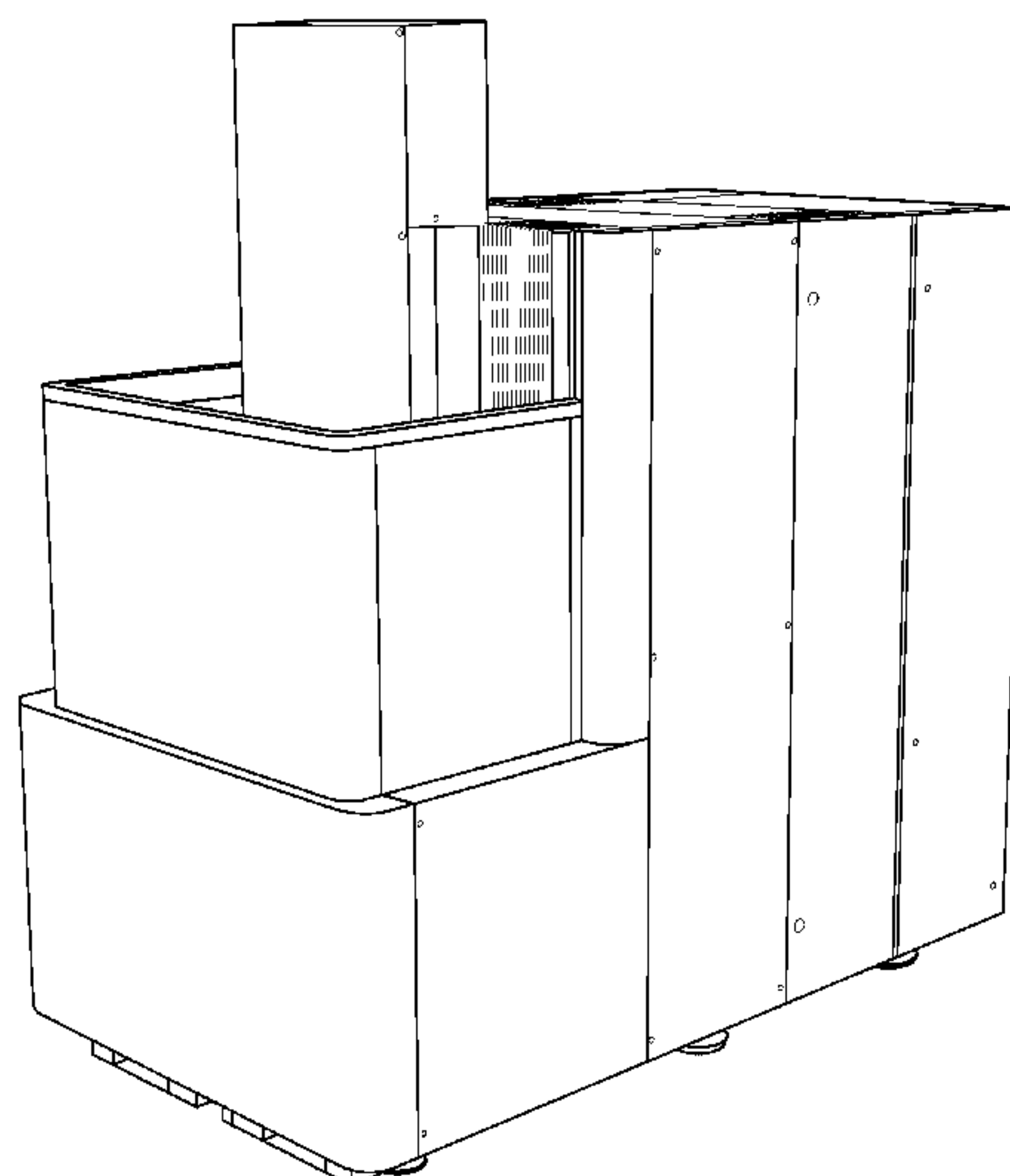
FIG. 5 shows a backside view of the design;

FIG. 6 shows a perspective view of the design; and,

FIG. 7 shows a perspective view of the design with lowered working reservoir.

The broken lines in the drawings depict unclaimed environmental subject matter.

1 Claim, 7 Drawing Sheets



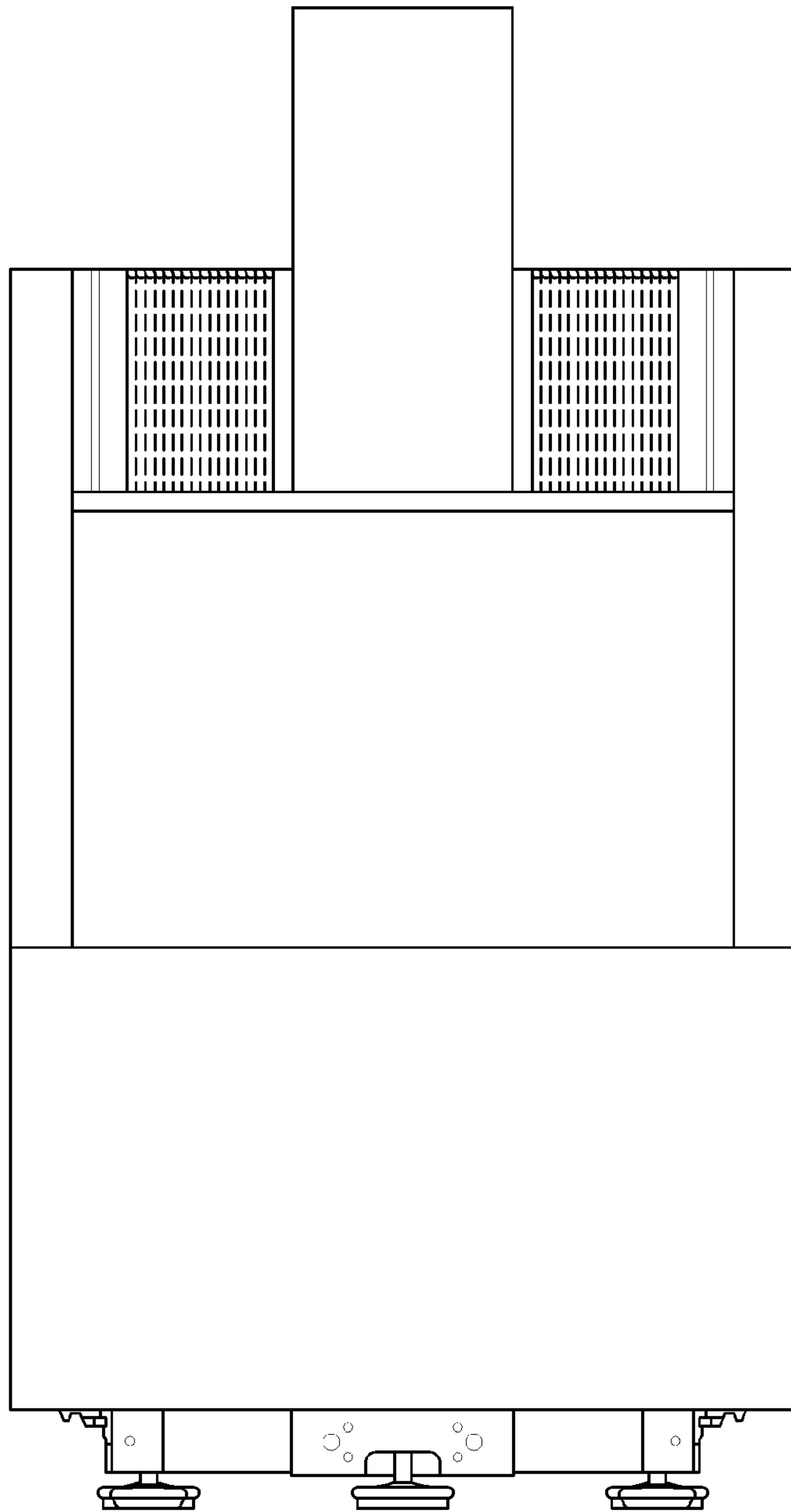


Fig-1

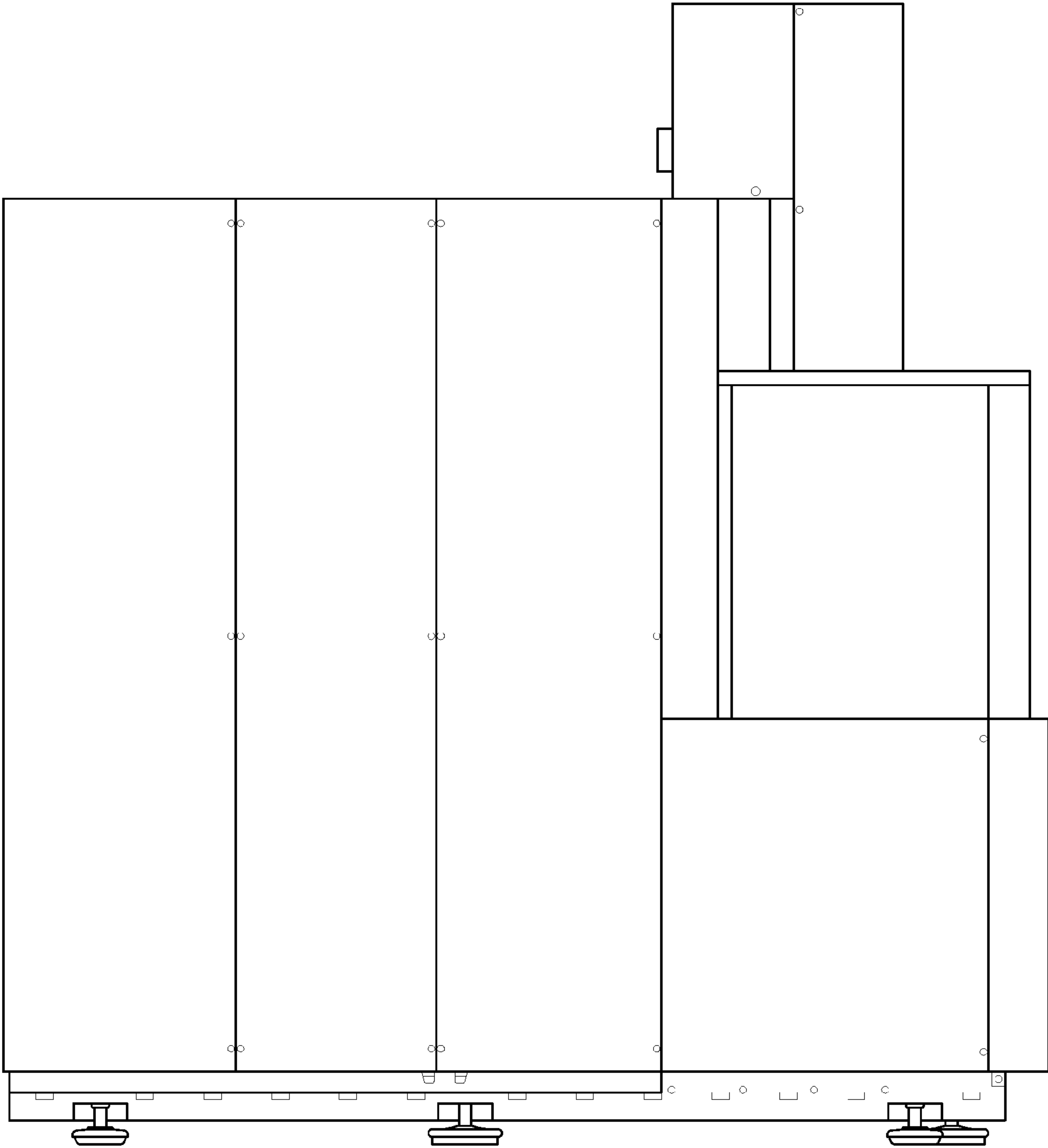


Fig-2

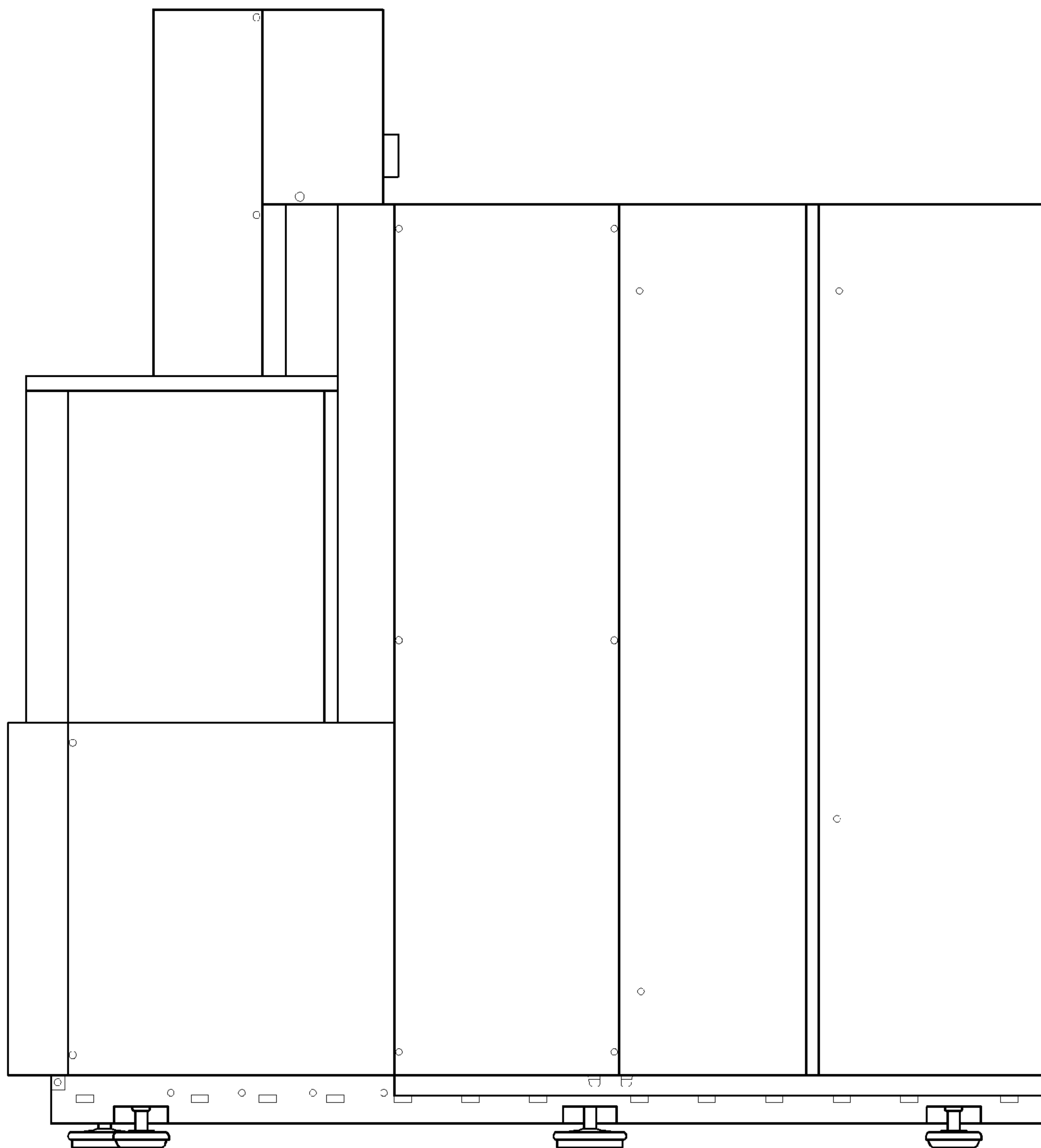


Fig-3

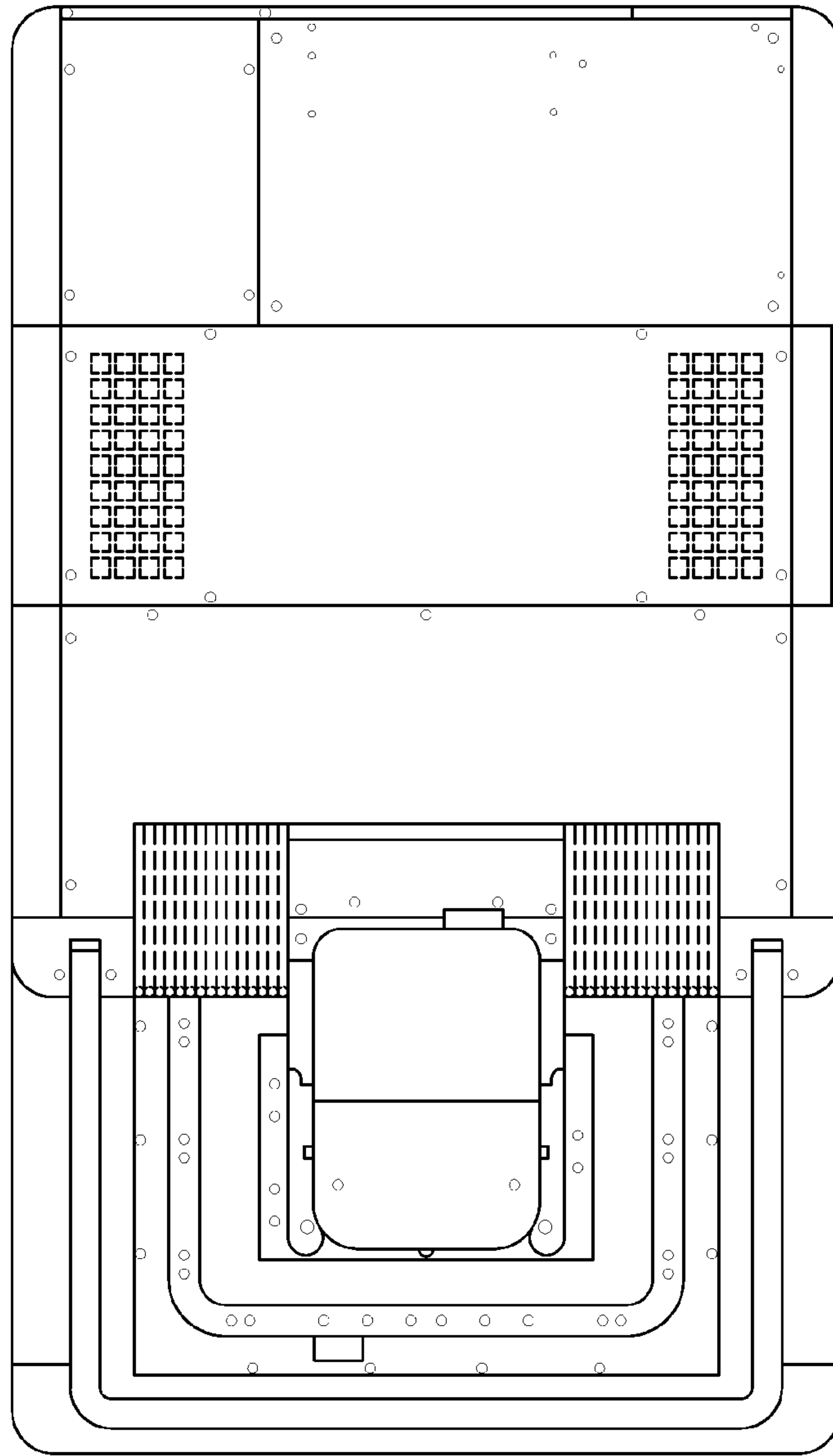


Fig-4

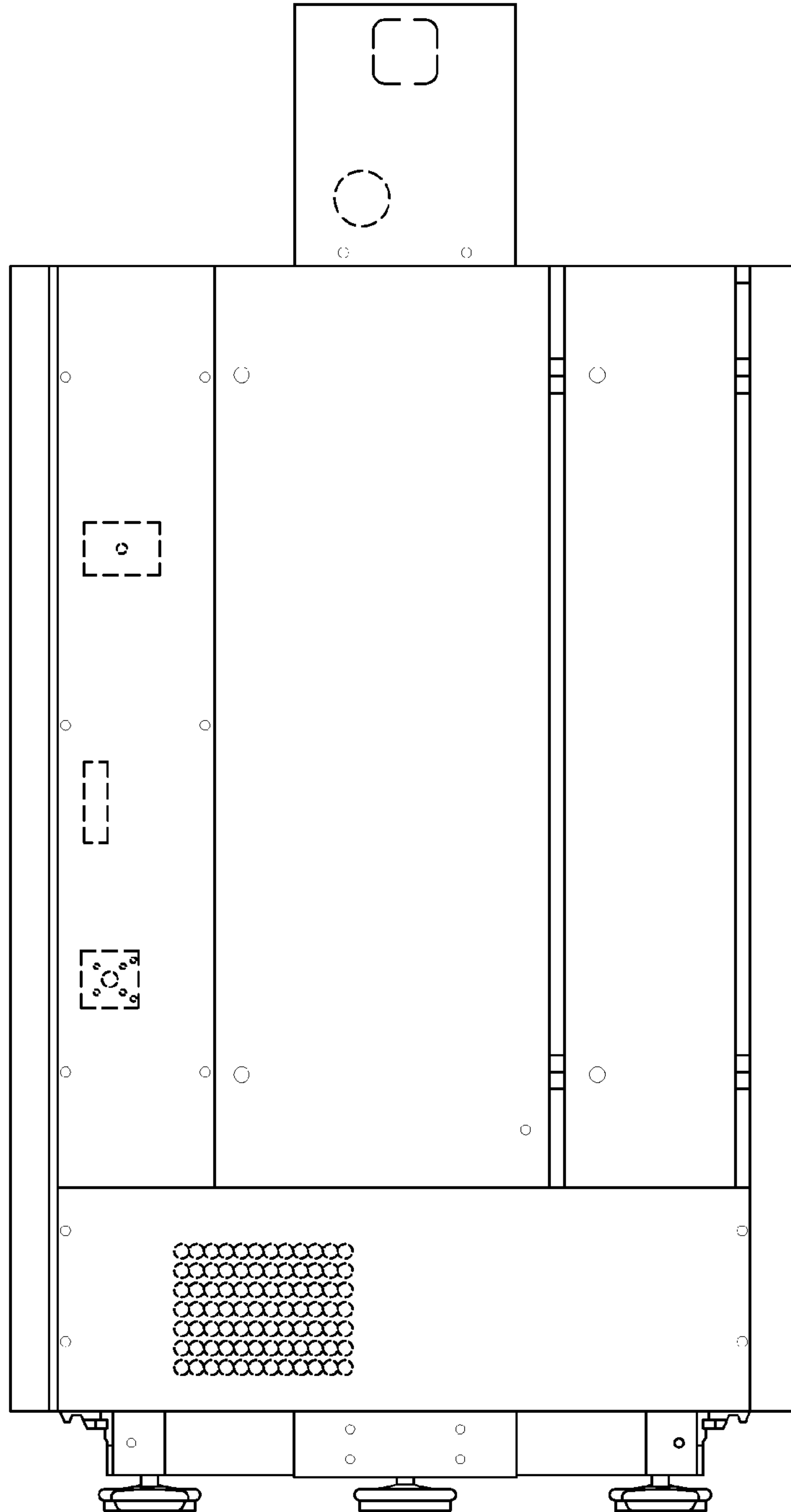


Fig-5

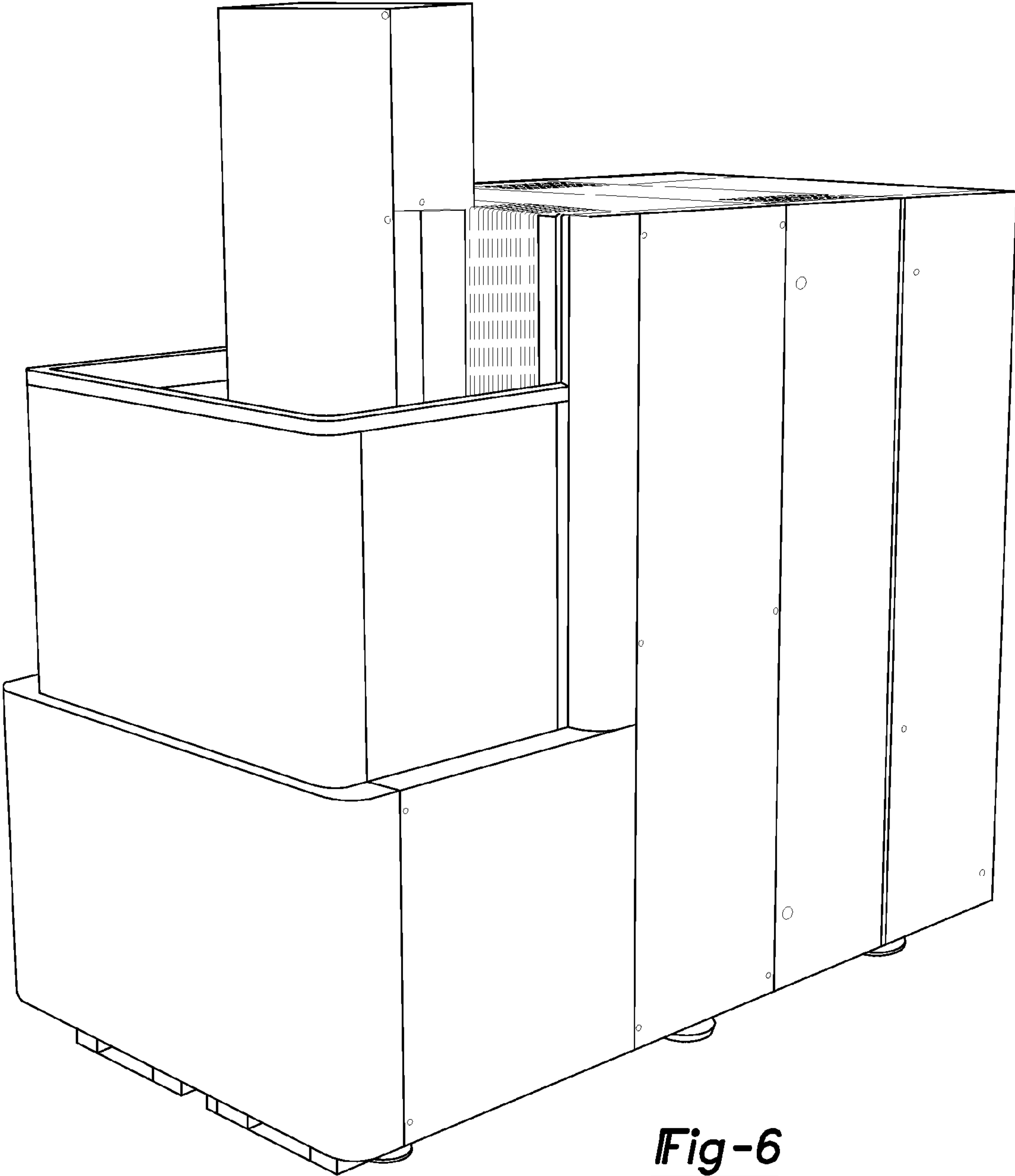


Fig-6

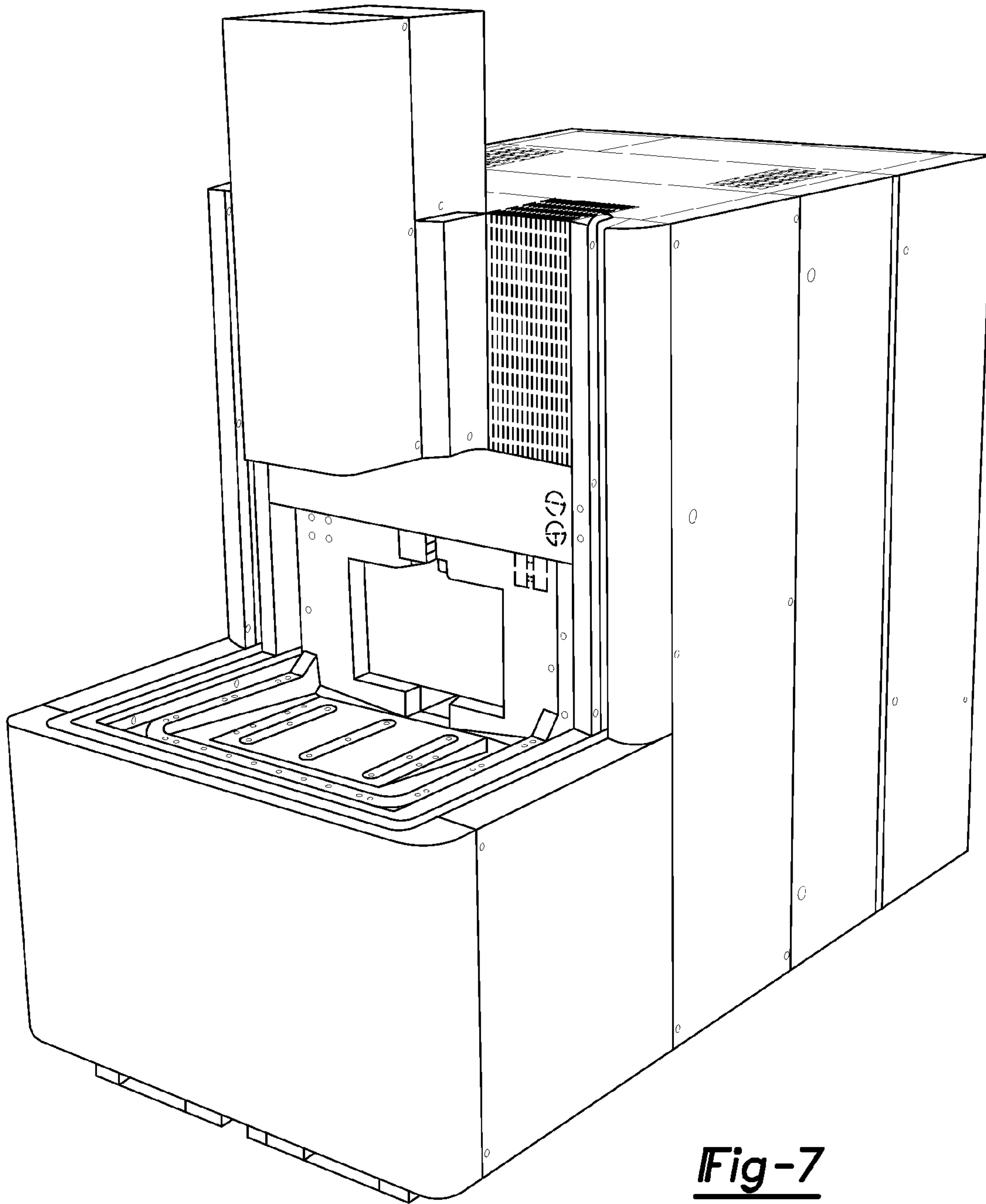


Fig-7