



US00D620490S

(12) **United States Design Patent**
Avery et al.

(10) **Patent No.:** **US D620,490 S**

(45) **Date of Patent:** **** Jul. 27, 2010**

(54) **INTERACTIVE PEN**

(75) Inventors: **Jason Avery**, San Francisco, CA (US);
James D. Gresko, Rochester, NY (US)

(73) Assignee: **LeapFrog Enterprises, Inc.**,
Emeryville, CA (US)

(**) Term: **14 Years**

(21) Appl. No.: **29/322,284**

(22) Filed: **Jul. 31, 2008**

(51) **LOC (9) Cl.** **14-02**

(52) **U.S. Cl.** **D14/411; D14/341**

(58) **Field of Classification Search** D14/341-347,
D14/138.1, 138 AA, 138 R, 138 AB, 18 AC,
D14/138 AD, 138 C, 138 G, 496, 203.1,
D14/203.3, 203.4, 203.5, 203.6, 203.7, 402-411,
D14/431, 417, 426, 427, 428, 432, 429, 129,
D14/130, 420, 439-441, 448, 125, 137, 138,
D14/147, 156, 218, 247-248, 250, 389; D19/36-37,
D19/41-51, 54-57, 60; D10/65, 104; D21/29,
D21/686, 33, 324, 329, 330, 331; 345/179,
345/169, 901, 905; 455/556.1, 556.2, 566,
455/575.1, 575.3, 575.4, 90.3, 6.1; 379/433.04,
379/433.11, 433.12, 433.13, 910, 916, 433.01,
379/433.06, 433.07; 361/814; 341/122;
346/173; 273/454-456, 459-461, 153 R,
273/148 R, 148 B, 259, 138.2, 237; 463/1,
463/46, 47, 47.3

See application file for complete search history.

(56) **References Cited**

U.S. PATENT DOCUMENTS

D349,490 S * 8/1994 Barrett D14/411

D439,336 S * 3/2001 Najmi D24/142
D446,512 S * 8/2001 Lee D14/248
D453,753 S * 2/2002 Ahn D14/218
D492,664 S * 7/2004 Christianson D14/218
D533,590 S * 12/2006 Beyer D19/49
D539,343 S * 3/2007 Qiu D19/36
D541,338 S * 4/2007 Wang D19/43
D541,858 S * 5/2007 Yeh D19/44
D542,796 S * 5/2007 Chan D14/431
D547,800 S * 7/2007 Gallay et al. D19/41
D562,898 S * 2/2008 Allen, Jr. et al. D19/60
D574,381 S * 8/2008 Chan D14/431
2006/0188861 A1 * 8/2006 Wood et al. 434/322
2008/0062152 A1 * 3/2008 Byler et al. 345/179
2009/0002346 A1 * 1/2009 Henning et al. 345/179

* cited by examiner

Primary Examiner—Cathron C Brooks

Assistant Examiner—Barbara Fox

(57) **CLAIM**

We claim the ornamental design for an interactive pen, as shown and described.

DESCRIPTION

FIG. 1 is an upper right front perspective view of an interactive pen showing our new design;

FIG. 2 is a front elevational view thereof;

FIG. 3 is a left side elevational view thereof, the right side being a mirror image;

FIG. 4 is a rear elevational view thereof;

FIG. 5 is a top plan view thereof; and,

FIG. 6 is a bottom plan view thereof.

1 Claim, 2 Drawing Sheets

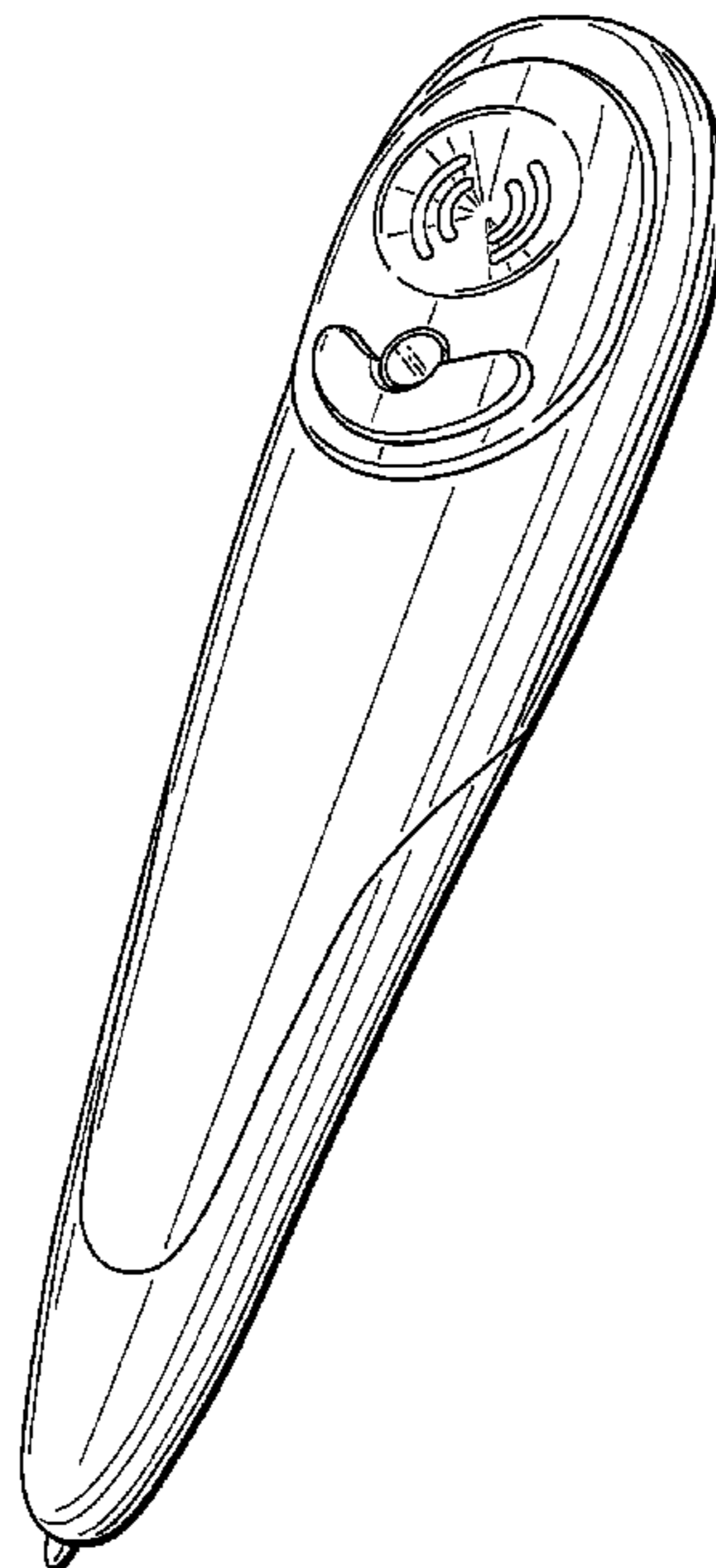


FIG. 1

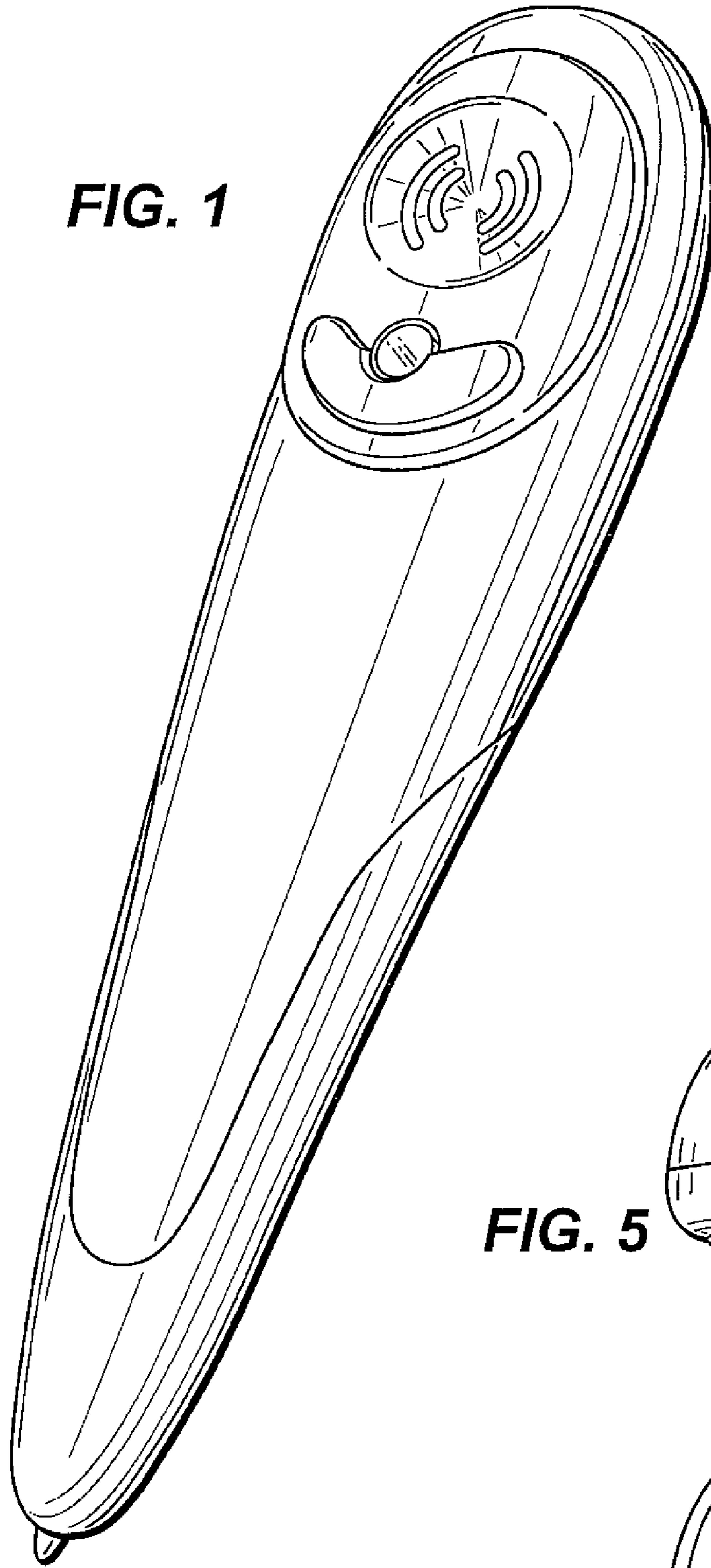


FIG. 5


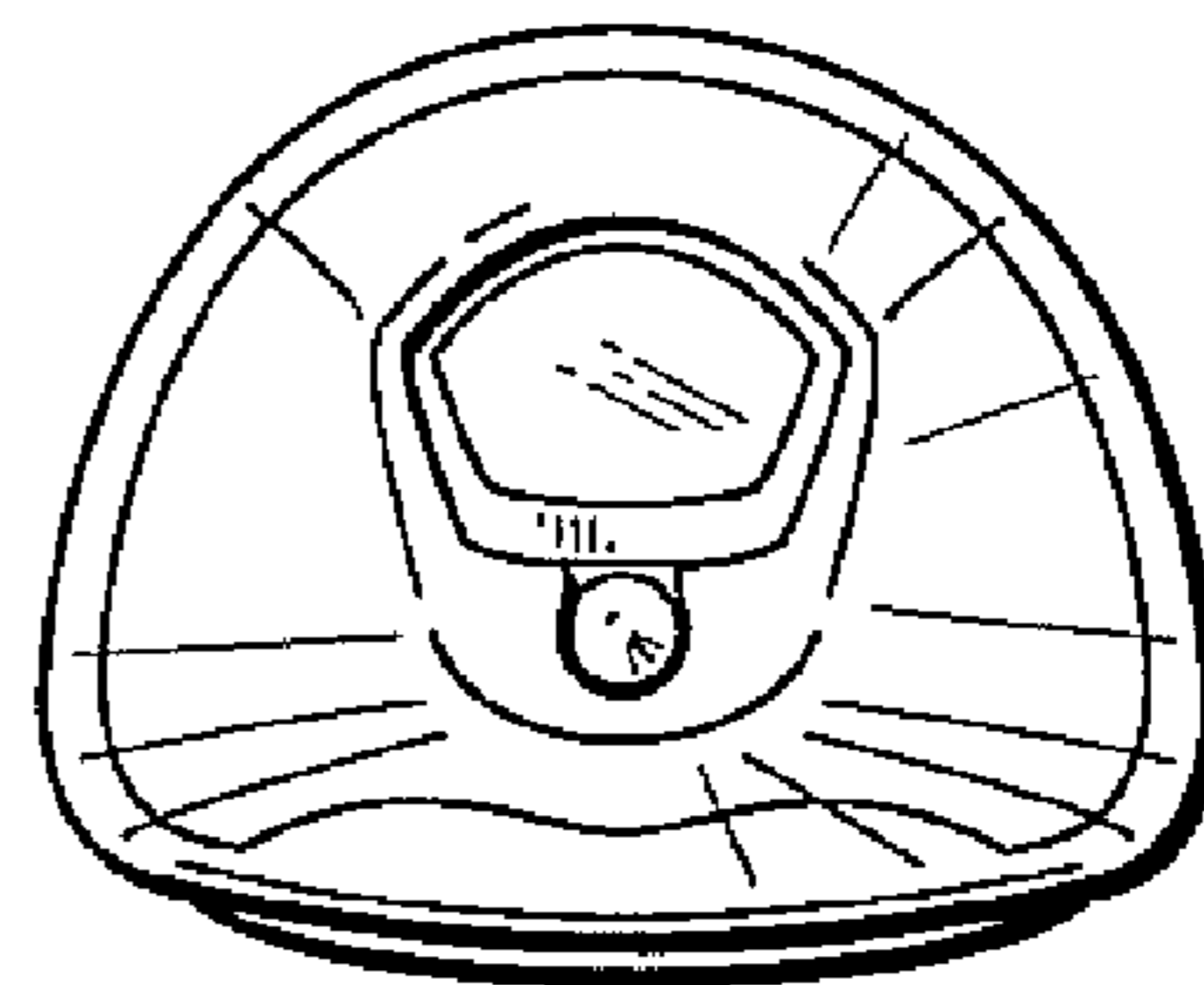


FIG. 6



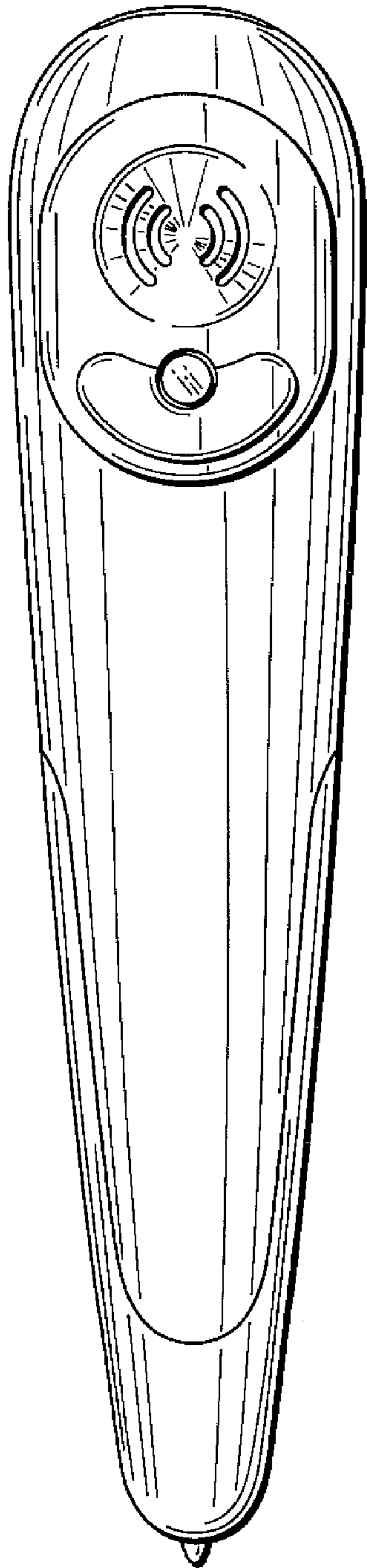


FIG. 2




FIG. 3

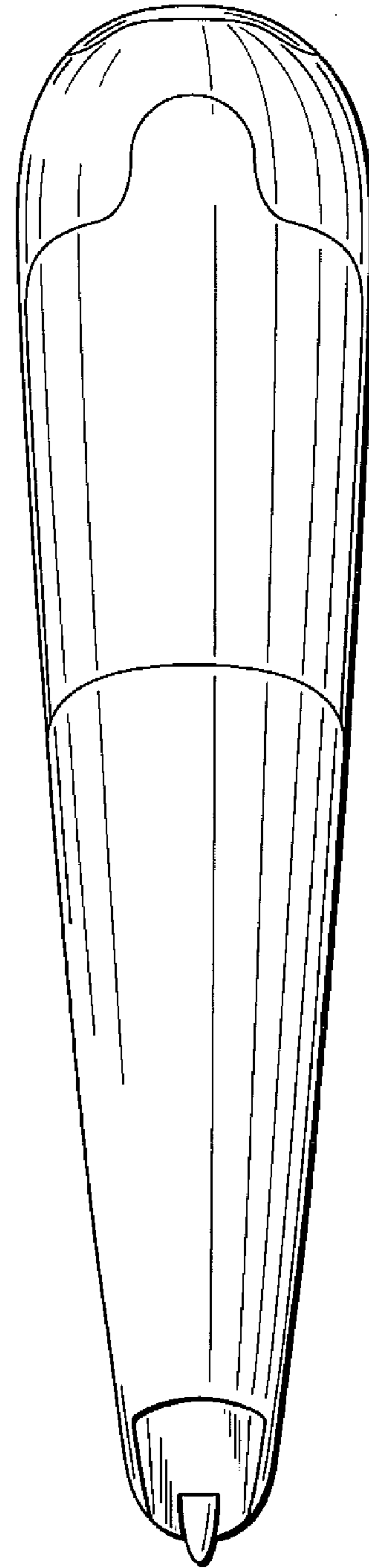


FIG. 4