



US00D620475S

(12) **United States Design Patent**  
**Graber**

(10) **Patent No.:** **US D620,475 S**

(45) **Date of Patent:** **\*\* Jul. 27, 2010**

(54) **HOUSING FOR PUBLIC ADDRESS SYSTEM**

(76) **Inventor:** **Curtis E. Graber**, 9301 Roberts Rd.,  
Woodburn, IN (US) 46797

(\*\*) **Term:** **14 Years**

(21) **Appl. No.:** **29/316,002**

(22) **Filed:** **Aug. 14, 2009**

(51) **LOC (9) Cl.** ..... **14-01**

(52) **U.S. Cl.** ..... **D14/212**

(58) **Field of Classification Search** ..... D14/204,  
D14/210–216, 172; 181/143–144, 147–148,  
181/150–153, 157, 198–199; 381/300–303,  
381/306, 332–333, 336, 345, 361–364, 386–388  
See application file for complete search history.

(56) **References Cited**

**U.S. PATENT DOCUMENTS**

D227,051 S \* 6/1973 Snyder ..... D6/301  
D403,680 S \* 1/1999 Gremchuck ..... D14/212

D473,541 S \* 4/2003 Lloyd, Jr. .... D14/211  
D521,979 S \* 5/2006 Ishibashi ..... D14/211  
D550,203 S \* 9/2007 Thomas ..... D14/212

\* cited by examiner

*Primary Examiner*—Nanda Bondade

(74) *Attorney, Agent, or Firm*—Paul W. O'Malley

(57) **CLAIM**

The ornamental design for a housing for a public address system, as shown.

**DESCRIPTION**


FIG. 1 is a left side elevational view of a public address system showing my new design;

FIG. 2 is top, front perspective view thereof;

FIG. 3 is a side elevational view thereof, the housing rotated to show three faces not visible in FIG. 1; and,

FIG. 4 is a bottom plan view thereof.

**1 Claim, 4 Drawing Sheets**






FIG. 1




FIG. 2




FIG. 3

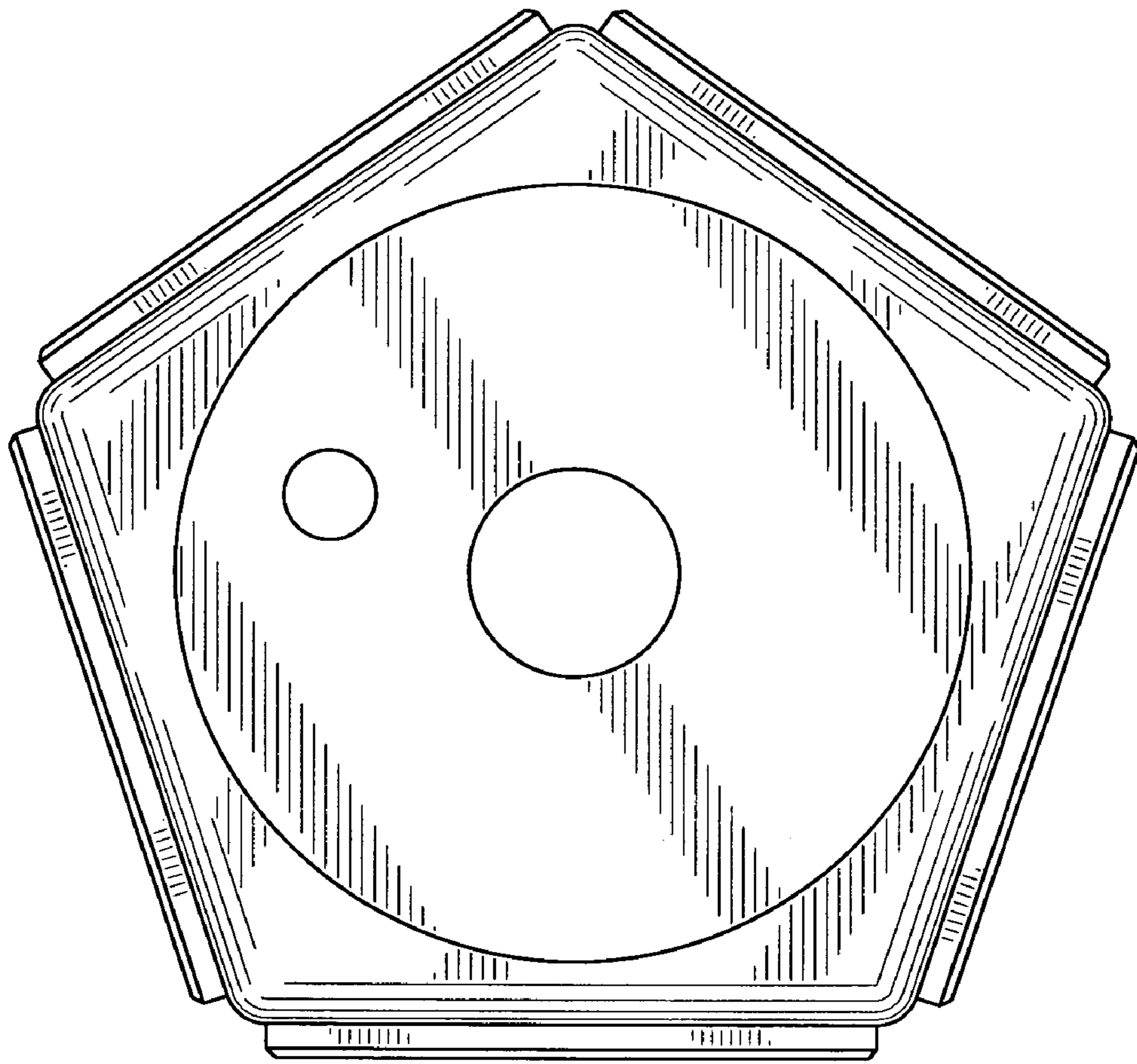


FIG. 4