



US00D620463S

(12) **United States Design Patent**
Li et al.

(10) **Patent No.:** **US D620,463 S**
(45) **Date of Patent:** **** Jul. 27, 2010**

(54) **DIGITAL TELEVISION**

(75) Inventors: **Xiaohui Li**, Guangdong Province (CN);
Gang Liu, Guangdong Province (CN)

(73) Assignee: **Shenzhen Act Industrial Co., Ltd.**,
Guangdong Province (CN)

(**) Term: **14 Years**

(21) Appl. No.: **29/351,540**

(22) Filed: **Dec. 7, 2009**

(30) **Foreign Application Priority Data**

Oct. 21, 2009 (CN) 2009 3 0170078

(51) **LOC (9) Cl.** **14-03**

(52) **U.S. Cl.** **D14/126**

(58) **Field of Classification Search** D14/125-134,
D14/239, 371, 136, 374-377, 440, 450, 448,
D14/336, 342; 312/7.2; 348/836, 838, 180,
348/184, 325, 739; 341/12; 248/917-924,
248/465; 345/104, 133, 156, 168, 87, 173;
720/605, 669, 600, 655; 369/99, 197; 455/344,
455/347; D21/329, 515, 577, 622, 333, 433,
D21/448, 452, 450, 331; D6/477, 479, 300;
273/148 B; 446/484, 175, 356; D10/15,
D10/26

See application file for complete search history.

(56) **References Cited**

U.S. PATENT DOCUMENTS

D383,400 S * 9/1997 Wada D10/65

D502,152 S *	2/2005	Peng	D14/126
D506,733 S *	6/2005	Boyer, Jr.	D14/126
7,019,794 B2 *	3/2006	Norvell et al.	348/838
D540,283 S *	4/2007	Tsai	D14/126
D541,239 S *	4/2007	Tsai	D14/126
D541,769 S *	5/2007	Hoehn et a	D14/126
D541,771 S *	5/2007	Chung	D14/126
D548,207 S *	8/2007	Hsiung	D14/129
D550,174 S *	9/2007	Deguchi	D14/126
D555,612 S *	11/2007	Sukenari et al.	D14/126
D561,129 S *	2/2008	Hsiung	D14/126
D562,789 S *	2/2008	Huang et al.	D14/126
D571,747 S *	6/2008	Chu	D14/126
D572,675 S *	7/2008	Qiu et al.	D14/126
D576,119 S *	9/2008	Shih et al.	D14/126
D608,746 S *	1/2010	Tu	D14/126

* cited by examiner

Primary Examiner—Raphael Barkai

(57) **CLAIM**

The ornamental design for a digital television, as shown.

DESCRIPTION

FIG. 1 is a front elevational view of a digital television showing my new design;

FIG. 2 is a rear elevational view thereof;


FIG. 3 is a left side view thereof;

FIG. 4 is a right side view thereof;

FIG. 5 is a top plan view thereof; and,

FIG. 6 is a bottom plan view thereof.

1 Claim, 4 Drawing Sheets






FIG. 1

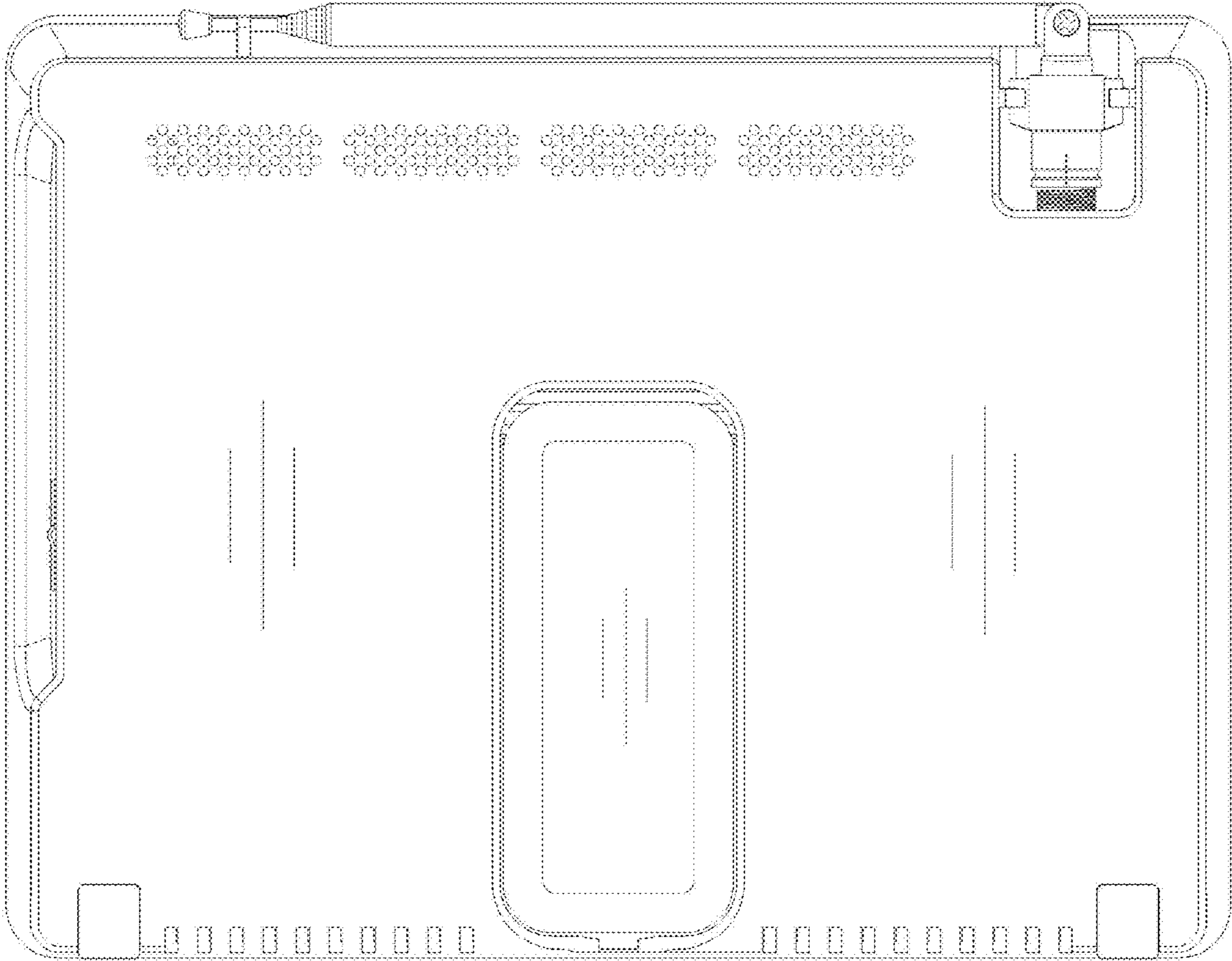


FIG. 2




FIG. 3

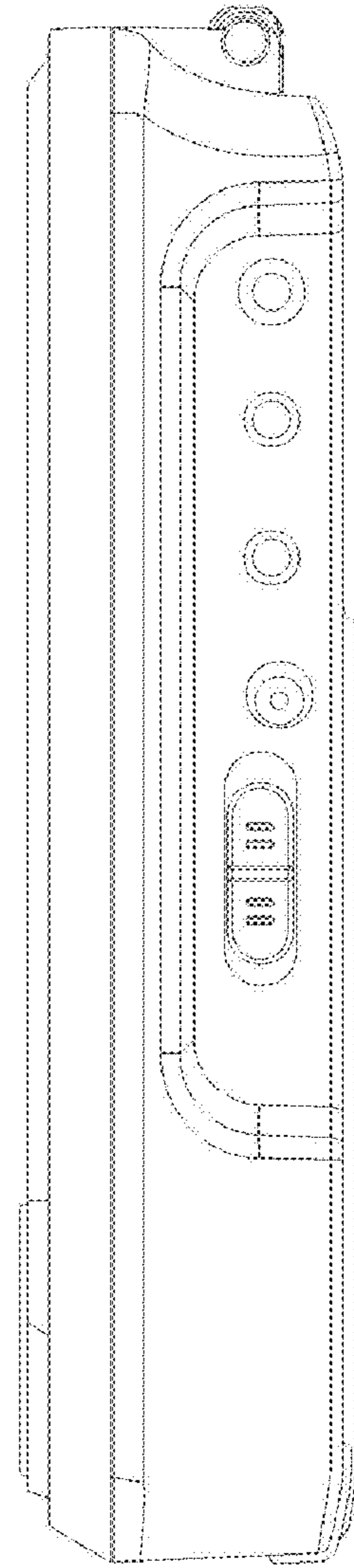


FIG. 4




FIG. 5




FIG. 6