

US00D620457S

(12) **United States Design Patent**
Maurer et al.

(10) **Patent No.:** **US D620,457 S**

(45) **Date of Patent:** **** Jul. 27, 2010**

(54) **OPERATING DISPLAY PANEL**

(75) Inventors: **Philipp Maurer**, Luzern Lu (CH);
Martin Hürlimann, Stans NW (CH)

(73) Assignee: **Inventio AG**, Hergiswil (CH)

(**) Term: **14 Years**

(21) Appl. No.: **29/345,821**

(22) Filed: **Oct. 22, 2009**

(30) **Foreign Application Priority Data**

Apr. 22, 2009 (CH) 136062

(51) **LOC (9) Cl.** **13-03**

(52) **U.S. Cl.** **D13/177; D13/164**

(58) **Field of Classification Search** D13/110,
D13/123, 147, 154, 158-168, 177, 184; D14/191-193;
D8/350, 353; 181/395; 187/280, 389-391,
187/395-397; 361/685; 174/53, 66; 200/1 R,
200/6 R, 5 A, 5 R, 295, 296, 302.3, 308,
200/310, 313, 314, 315, 329, 330, 334, 339,
200/340, 341, 520, 525, 553; D10/104-121;
D18/6, 7; D20/1-9

See application file for complete search history.

(56) **References Cited**

U.S. PATENT DOCUMENTS

D335,867 S * 5/1993 Rowen D13/171

D466,089 S * 11/2002 Suen D13/162
D502,930 S * 3/2005 Barone D13/174
D519,939 S * 5/2006 Hedderich et al. D13/164
D564,457 S * 3/2008 Billings et al. D13/164
D570,790 S * 6/2008 Egea Soler D13/162
D581,369 S * 11/2008 Egea Soler D13/162
D595,664 S * 7/2009 Simard et al. D13/162
D602,446 S * 10/2009 Felegy et al. D13/171

* cited by examiner

Primary Examiner—Daniel D Bui

Assistant Examiner—Thomas J Johannes

(57) **CLAIM**

The ornamental design for an operating display panel, as shown and described.

DESCRIPTION

FIG. 1 is a top front perspective view of our new design for an operating display panel;

FIG. 2 is a front elevation view thereof;

FIG. 3 is a left elevation view thereof;

FIG. 4 is a rear elevation view thereof;

FIG. 5 is a top plan view thereof; and,

FIG. 6 is a bottom plan view thereof.

The broken lines showing particular elements of the operating display panel are included for illustrative purposes only and form no part of the claimed design.

1 Claim, 3 Drawing Sheets

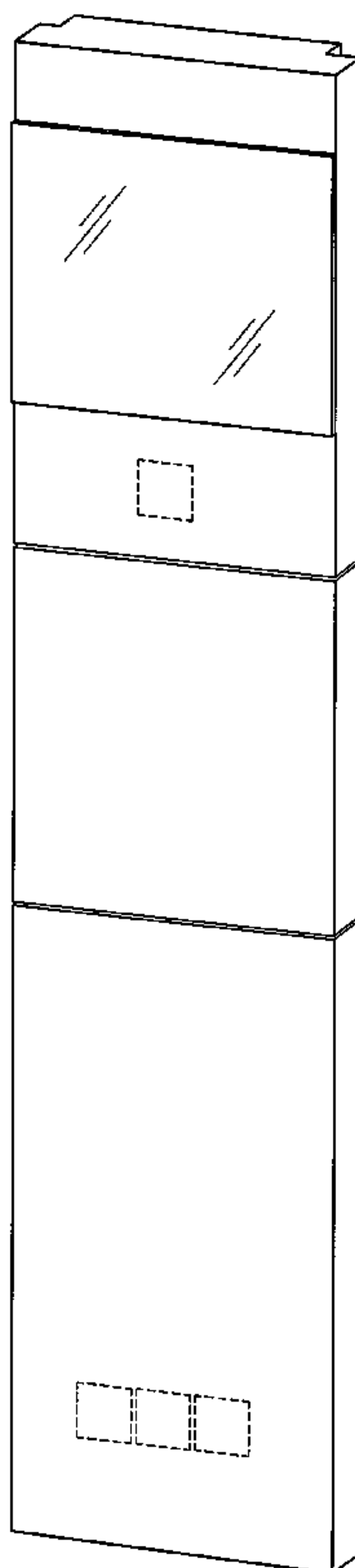


FIG. 1

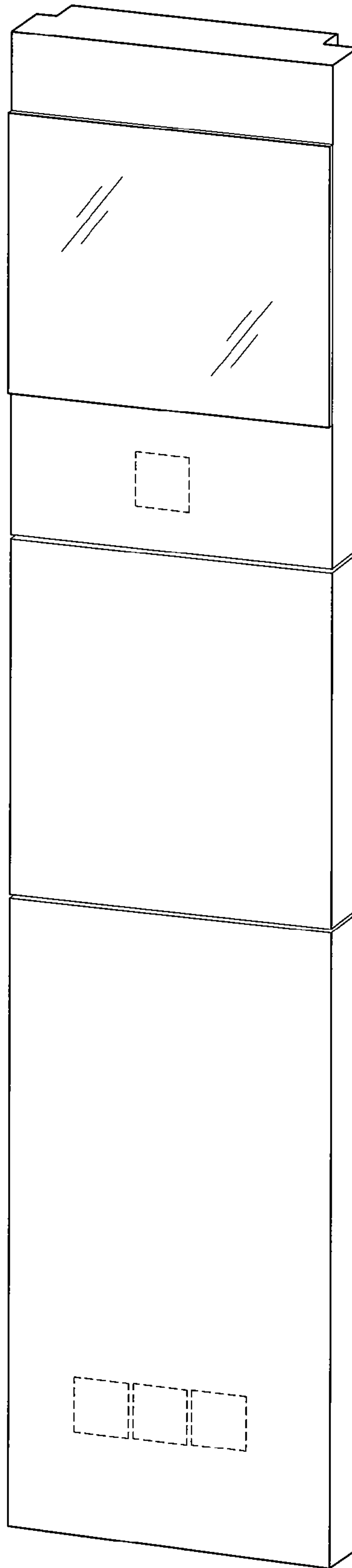


FIG. 2




FIG. 3

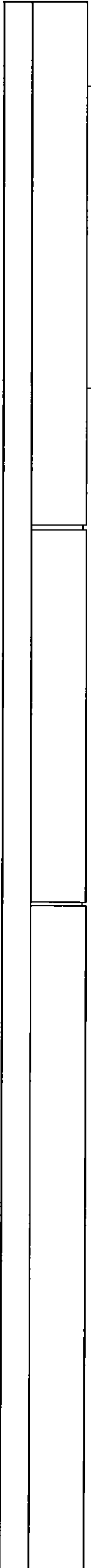


FIG. 4




FIG. 5



FIG. 6

