



US00D620455S

(12) **United States Design Patent**  
**Teixeira Pinto Dias**

(10) **Patent No.:** **US D620,455 S**  
(45) **Date of Patent:** **\*\* Jul. 27, 2010**

(54) **OPERATING PANEL**

(75) Inventor: **Manuel Teixeira Pinto Dias**, Locarno (CH)

(73) Assignee: **Inventio AG**, Hergiswil (CH)

(\*\*) Term: **14 Years**

(21) Appl. No.: **29/354,656**

(22) Filed: **Jan. 27, 2010**

(30) **Foreign Application Priority Data**

Jul. 27, 2009 (CH) ..... 136280

(51) **LOC (9) Cl.** ..... **13-03**

(52) **U.S. Cl.** ..... **D13/164**

(58) **Field of Classification Search** ..... D13/158,  
D13/162, 164, 168, 169, 170, 171, 177, 184;  
D10/108, 116, 118; D8/353; 200/5 A, 293,  
200/296, 297, 329, 333, 335, 339, 341, 520,  
200/530, 537, 552; 220/241; 307/125, 139;  
315/291-296

See application file for complete search history.

(56) **References Cited**

**U.S. PATENT DOCUMENTS**

4,377,049 A \* 3/1983 Simon et al. .... 40/465  
D276,152 S \* 10/1984 Ault et al. .... D13/164  
4,894,493 A \* 1/1990 Smith et al. .... 200/5 A

D360,419 S \* 7/1995 Weber et al. .... D14/240  
D453,742 S \* 2/2002 Butler et al. .... D13/164  
D490,061 S \* 5/2004 Bennett et al. .... D13/169  
D531,585 S \* 11/2006 Weitgasser et al. .... D13/168  
D561,702 S \* 2/2008 Ohta ..... D13/168  
D573,548 S \* 7/2008 Chouji et al. .... D13/168  
D587,699 S \* 3/2009 Corti et al. .... D14/307

\* cited by examiner

*Primary Examiner*—Daniel D Bui  
*Assistant Examiner*—Thomas J Johannes

(57) **CLAIM**

The ornamental design for an operating panel, as shown and described.

**DESCRIPTION**

FIG. 1 is a top front perspective view of an operating panel, showing my new design.

FIG. 2 is a front elevation view thereof;

FIG. 3 is a left elevation view thereof, which is a mirror image of a right elevation view thereof;

FIG. 4 is a rear elevation view thereof;

FIG. 5 is a bottom plan view thereof; and,

FIG. 6 is a top plan view thereof.

The broken lines in FIG. 4 show unclaimed detail only and form no part of the claimed design.

**1 Claim, 3 Drawing Sheets**




FIG. 1




FIG. 2




FIG. 3

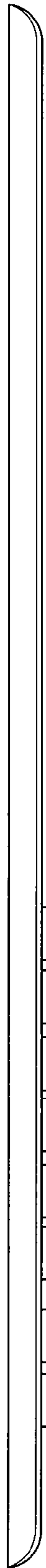
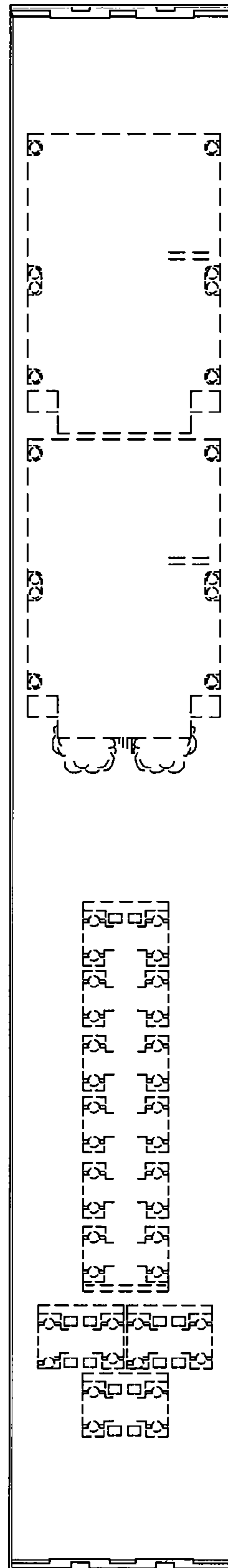



FIG. 4



*FIG. 5*



*FIG. 6*

