



US00D620431S

(12) **United States Design Patent**
Sasada et al.

(10) **Patent No.:** **US D620,431 S**
(45) **Date of Patent:** **** Jul. 27, 2010**

(54) **PORTABLE SOLAR BATTERY**

(75) Inventors: **Motohiro Sasada**, Osaka (JP); **Shinji Oda**, Osaka (JP)

(73) Assignee: **Sanyo Electric Co., Ltd.**, Osaka (JP)

(**) Term: **14 Years**

(21) Appl. No.: **29/347,176**

(22) Filed: **Oct. 16, 2009**

(30) **Foreign Application Priority Data**

Jul. 2, 2009	(JP)	2009-015093
Jul. 2, 2009	(JP)	2009-015094
Jul. 2, 2009	(JP)	2009-015095

(51) **LOC (9) Cl.** **13-02**

(52) **U.S. Cl.** **D13/102**

(58) **Field of Classification Search** D13/102,
D13/101, 103, 107, 108, 199; 136/206, 243,
136/244, 245, 252; 320/101, 102, 114, 115,
320/120

See application file for complete search history.

(56) **References Cited**

U.S. PATENT DOCUMENTS

5,522,943	A *	6/1996	Spencer et al.	136/245
D382,535	S *	8/1997	Chiang	D13/103
D442,139	S *	5/2001	Sasaoka	D13/102
6,476,311	B1 *	11/2002	Lee et al.	136/244
D479,191	S *	9/2003	Peress et al.	D13/102

D489,680	S *	5/2004	Stobart	D13/107
D493,768	S *	8/2004	Lam	D13/102
6,784,359	B2 *	8/2004	Clark et al.	136/245
D510,316	S *	10/2005	Hayakawa	D13/102
D568,238	S *	5/2008	Sharma et al.	D13/102

* cited by examiner

Primary Examiner—Prabhakar Deshmukh

Assistant Examiner—Derrick Holland

(74) *Attorney, Agent, or Firm*—Rabin & Berdo, PC

(57) **CLAIM**

The ornamental design for a portable solar battery, as shown and described.

DESCRIPTION

FIG. 1 is a perspective view of a portable solar battery showing our new design;

FIG. 2 is a rear perspective view thereof;

FIG. 3 is a front elevation view thereof;

FIG. 4 is a rear elevation view thereof;

FIG. 5 is a top plan view thereof;

FIG. 6 is a bottom plan view thereof;

FIG. 7 is a right side view thereof;

FIG. 8 is a left side view thereof; and,

FIG. 9 is another rear perspective view thereof, shown in a folded condition.

The broken lines shown in FIGS. 1-4 represent stitching.

1 Claim, 3 Drawing Sheets

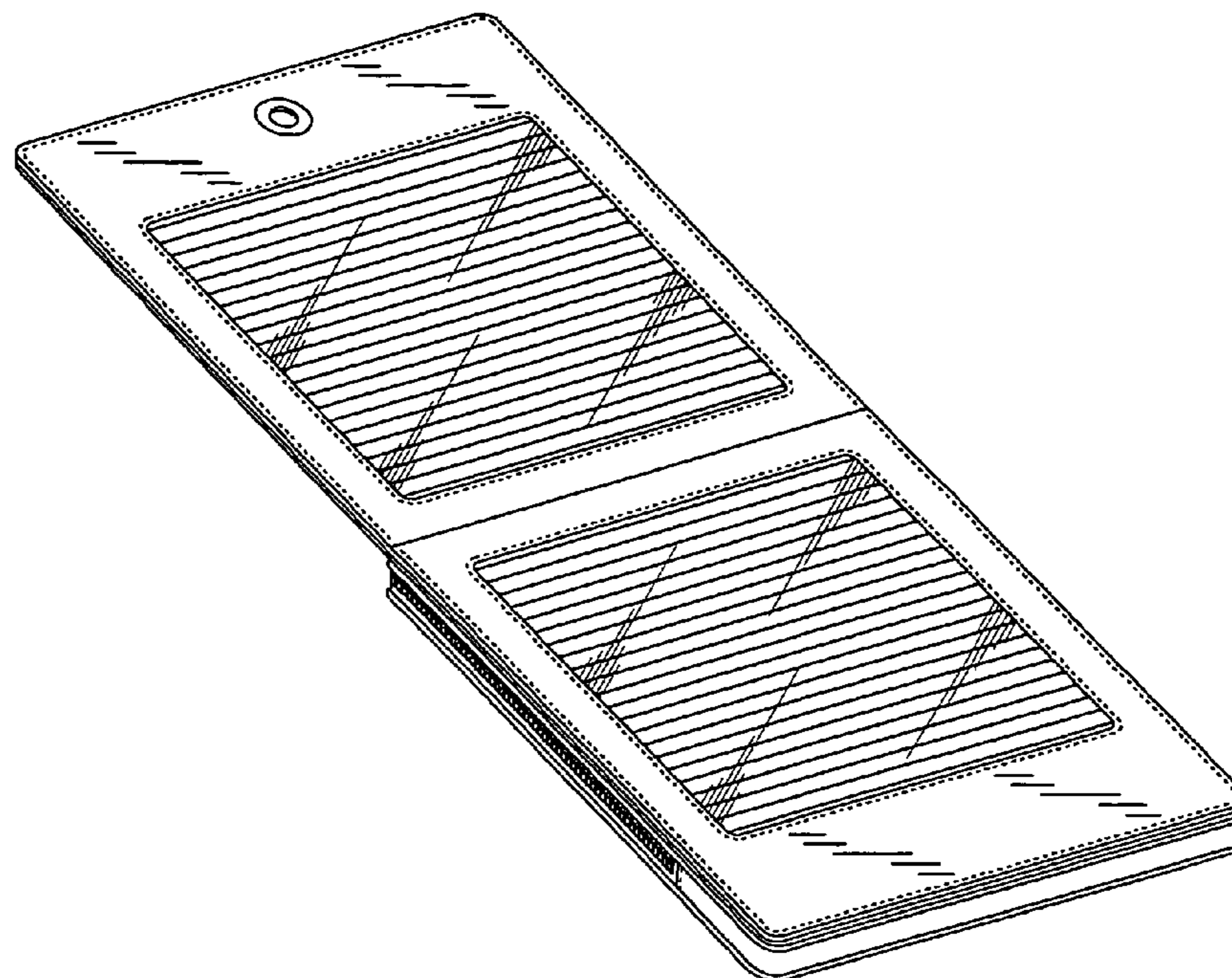


FIG. 1

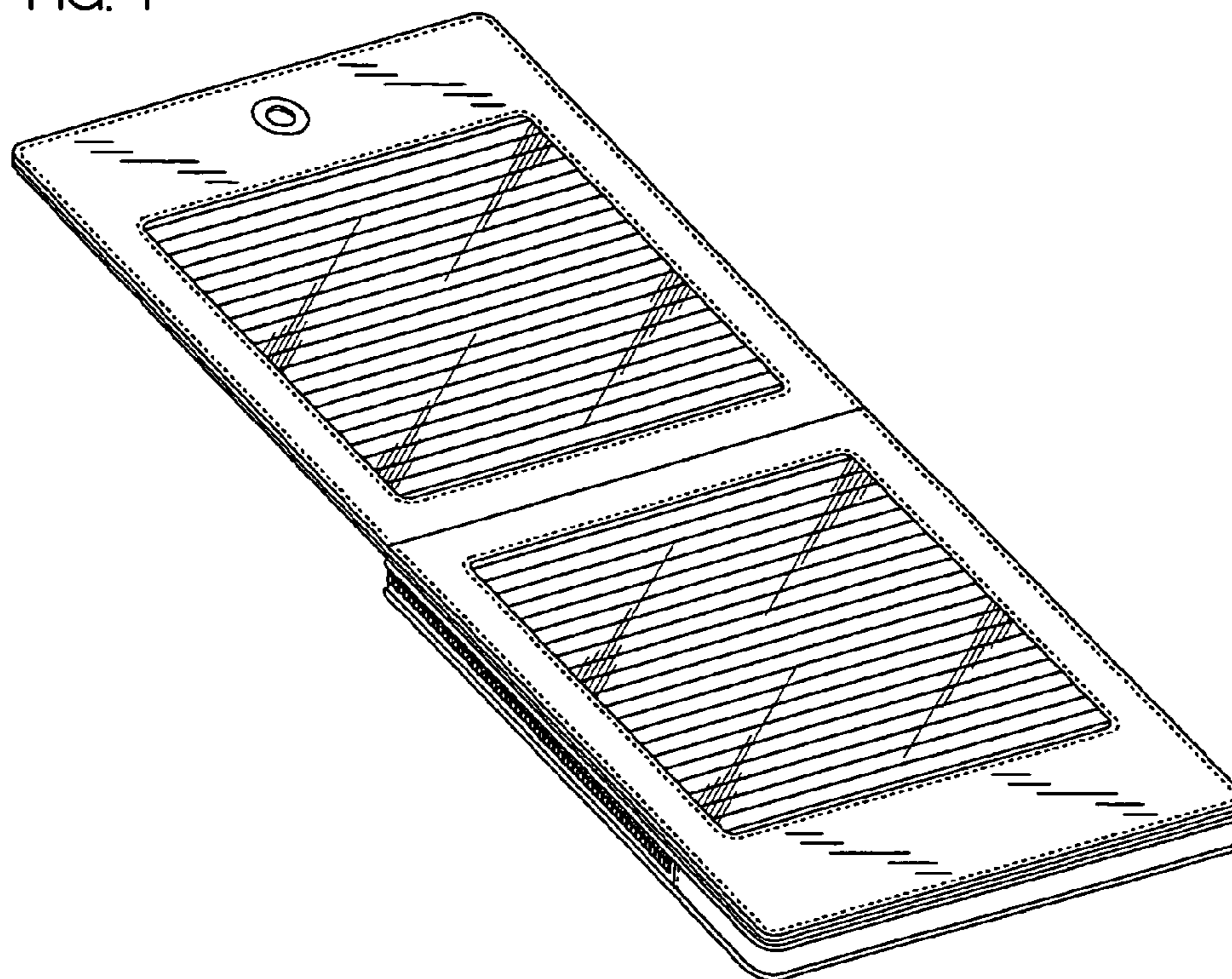


FIG. 2

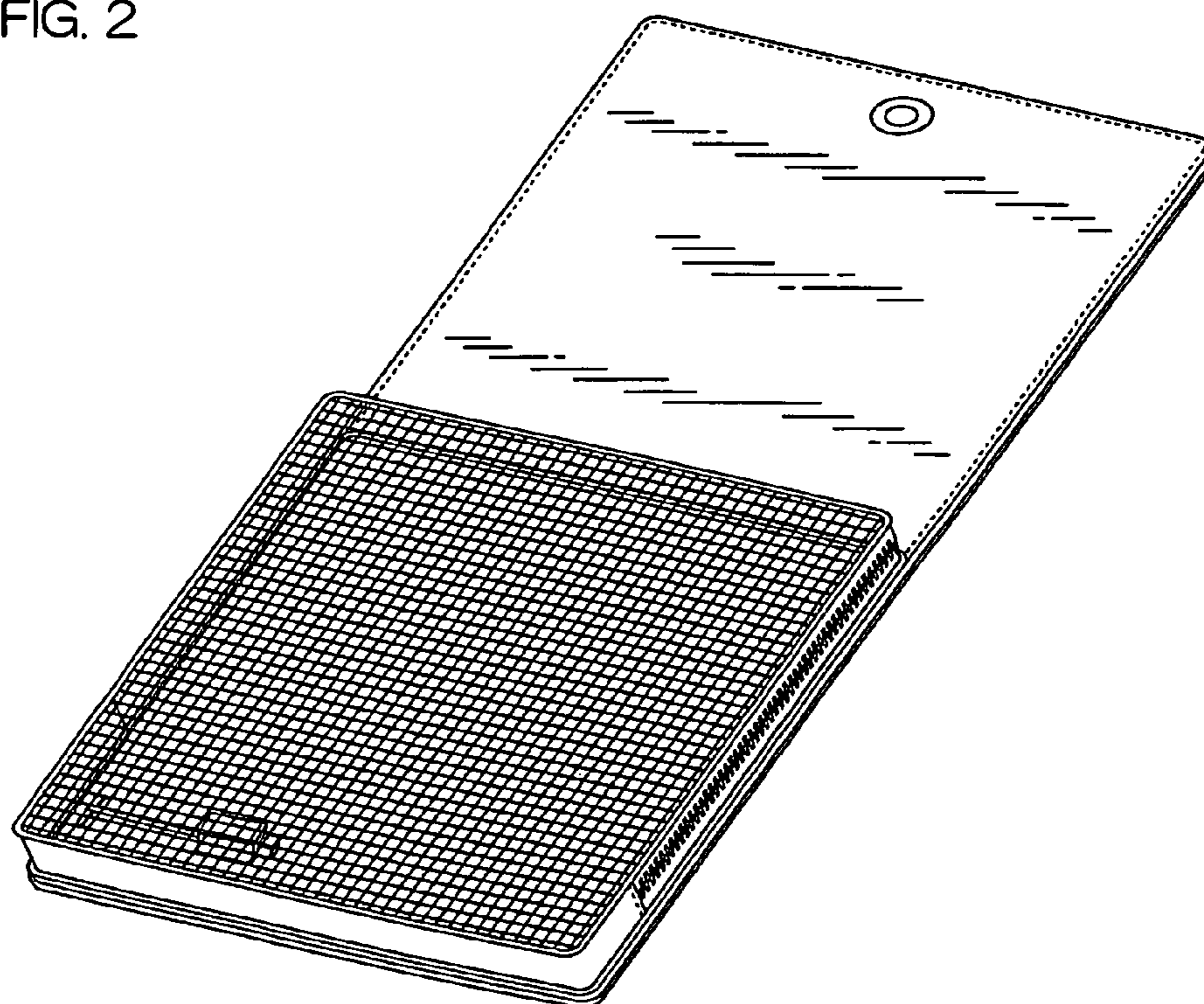


FIG. 3

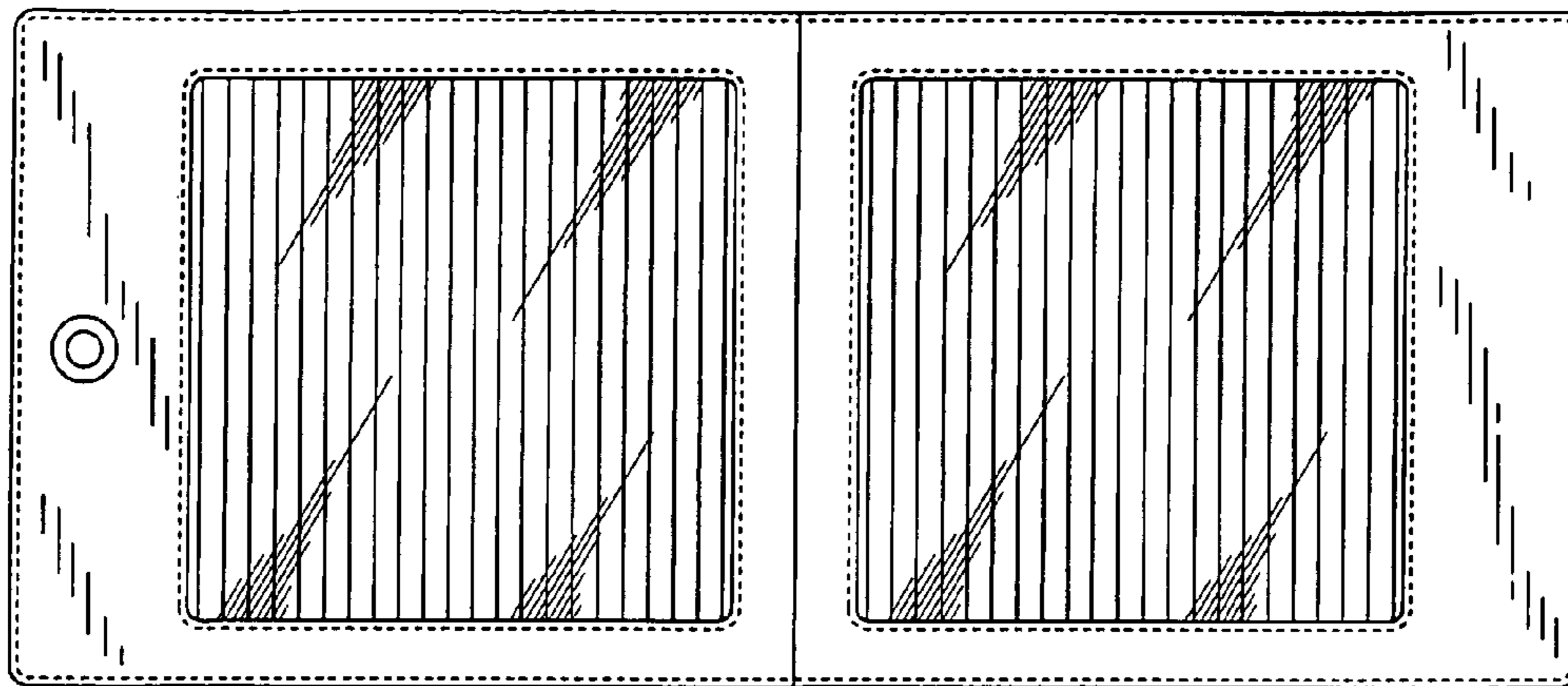


FIG. 4

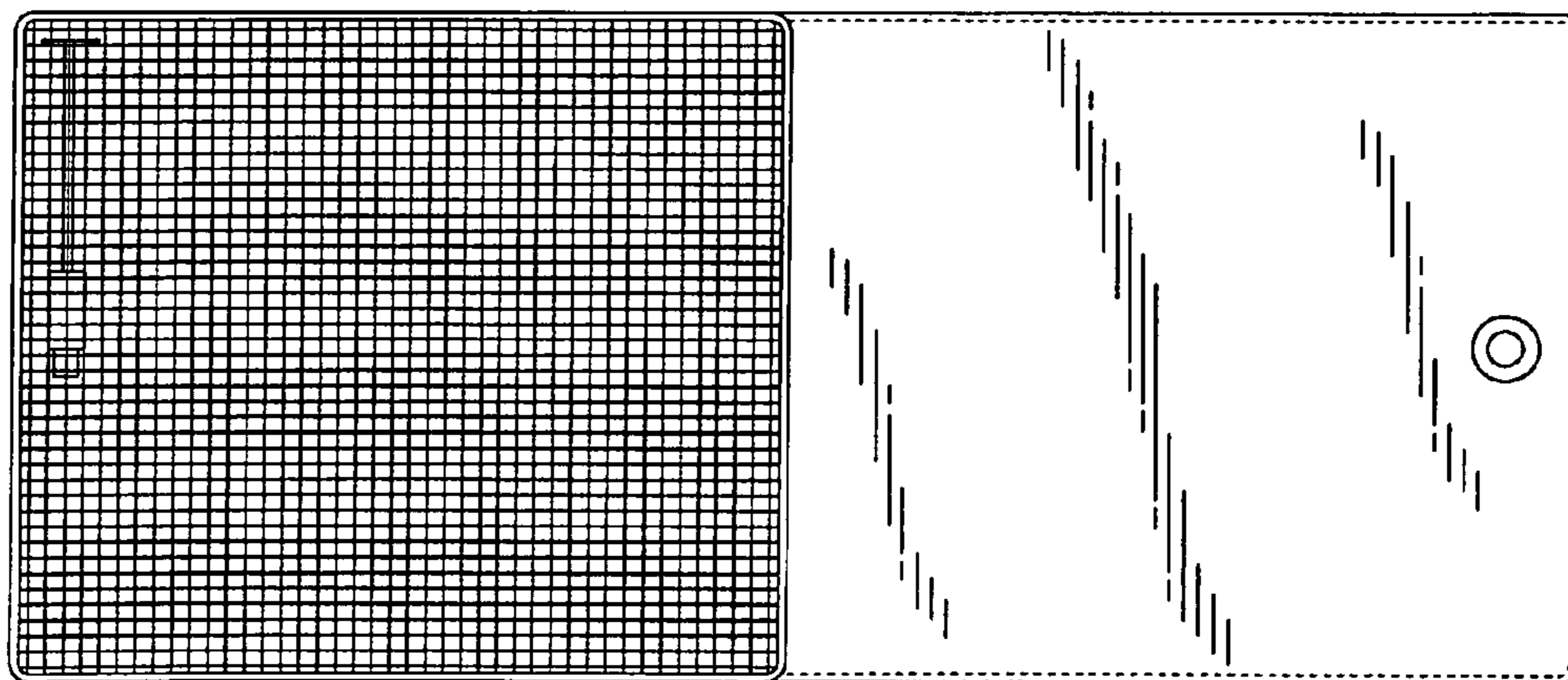


FIG. 5



FIG. 6



FIG. 7



FIG. 8



FIG. 9

