



US00D620427S

(12) **United States Design Patent**
Madsen

(10) **Patent No.:** **US D620,427 S**
(45) **Date of Patent:** **** Jul. 27, 2010**

(54) **BICYCLE BUCKET**

(76) Inventor: **Jared Madsen**, 2349 SW. Temple, Salt Lake City, UT (US) 84115

(**) Term: **14 Years**

(21) Appl. No.: **29/344,016**

(22) Filed: **Sep. 22, 2009**

(51) **LOC (9) Cl.** **12-11**

(52) **U.S. Cl.** **D12/407**

(58) **Field of Classification Search** D12/406, D12/407, 415, 410, 111, 110, 15, 114, 414, D12/414.1, 425, 426; D21/431, 432, 537, D21/538; 280/202, 288.4; D3/231, 304, D3/315, 272, 273; D6/510; 224/400, 412-433, 224/42.11, 280; 296/37.1; 206/335
See application file for complete search history.

(56) **References Cited**

U.S. PATENT DOCUMENTS

297,238	A *	4/1884	Dopp et al.	224/433
1,963,333	A *	6/1934	Morales	224/422
2,256,629	A	9/1941	Schwinn		
2,629,527	A	2/1953	Brown		
3,800,939	A *	4/1974	Cornelius	224/275
3,827,705	A	8/1974	Templeton		
D237,168	S *	10/1975	Scott et al.	D12/410
D274,233	S *	6/1984	Kusz	D12/410
4,693,488	A	9/1987	Bernocco		
D340,900	S *	11/1993	Ehalt	D12/406
D347,602	S	6/1994	Ynoztrorza		
5,360,259	A *	11/1994	Lemberger	298/19 V
5,406,816	A	4/1995	Thomas		
5,465,989	A	11/1995	Grove		
5,623,855	A	4/1997	Miles		
6,086,079	A	7/2000	Farina		
6,595,535	B2	7/2003	Farina		
D481,334	S *	10/2003	Kitayama et al.	D12/111

6,685,208 B1 2/2004 Cowie
D490,043 S * 5/2004 Kettler et al. D12/407
D514,988 S 2/2006 Blankenship
7,059,622 B2 6/2006 Chuang

* cited by examiner

Primary Examiner—Philip S Hyder

Assistant Examiner—Linda G. Brooks

(74) *Attorney, Agent, or Firm*—S. Brandon Owen

(57) **CLAIM**

The ornamental design for a bicycle bucket, as shown and described.

DESCRIPTION

The present application is related to U.S. patent application Ser. No. 12/564,503, filed Sep. 22, 2009 entitled Systems and Methods for Providing a Bicycle with Large Load Carrying Capacity.

FIG. 1 is a perspective view of the bicycle bucket as used on a representative bicycle;

FIG. 2 is a left side view of the bucket as used on a representative bicycle;

FIG. 3 is a right side view of the bucket as used on a representative bicycle;

FIG. 4 is a rear view of the bucket as used on a representative bicycle;

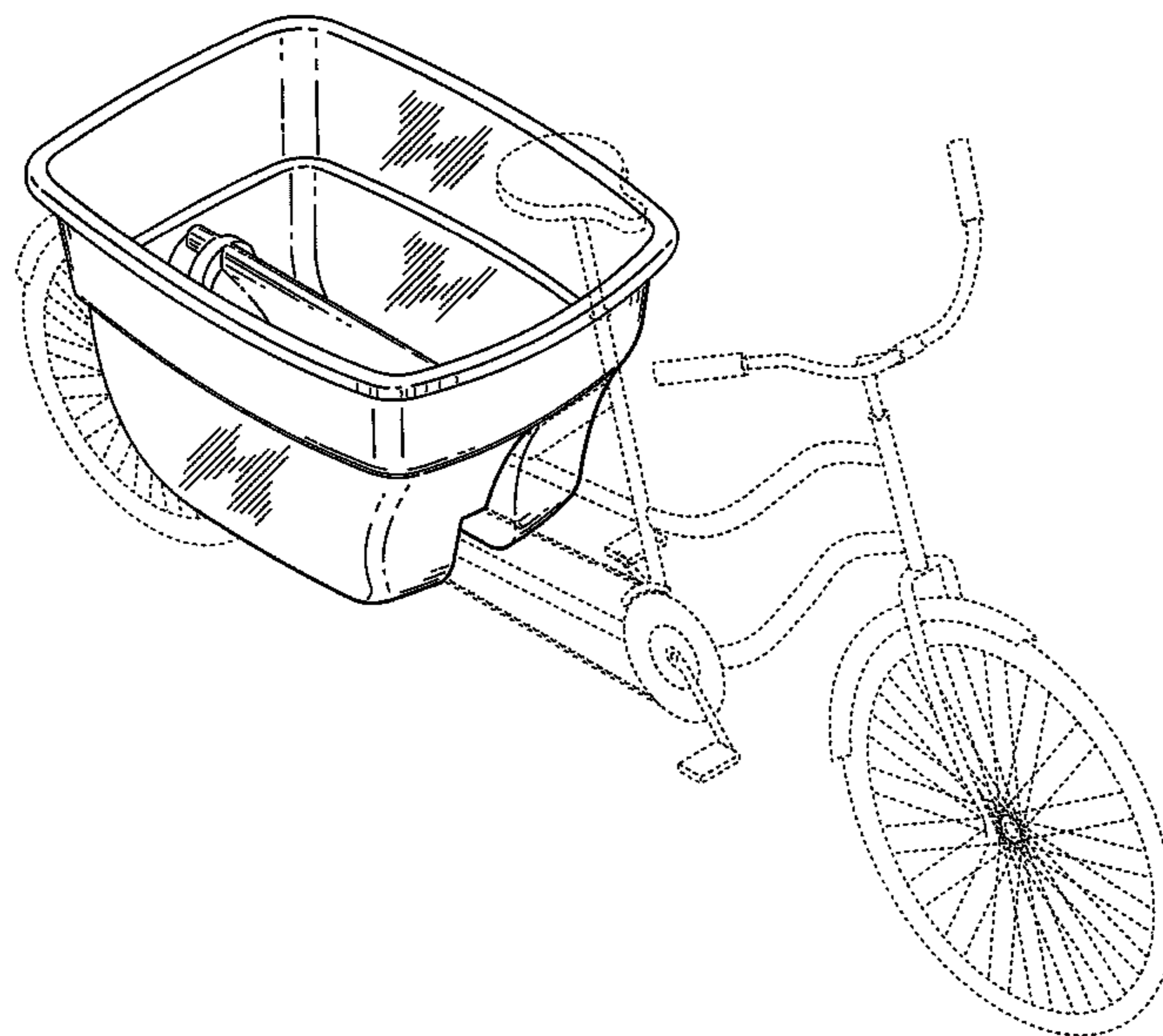
FIG. 5 is a rear view of the bucket as used on a representative bicycle;

FIG. 6 is a top plan view of the bucket as used on a representative bicycle; and,

FIG. 7 is a top plan view of the bucket as used on a representative bicycle.

The broken lines showing the bicycle illustrate environmental structure and form no part of the claimed design.

1 Claim, 4 Drawing Sheets



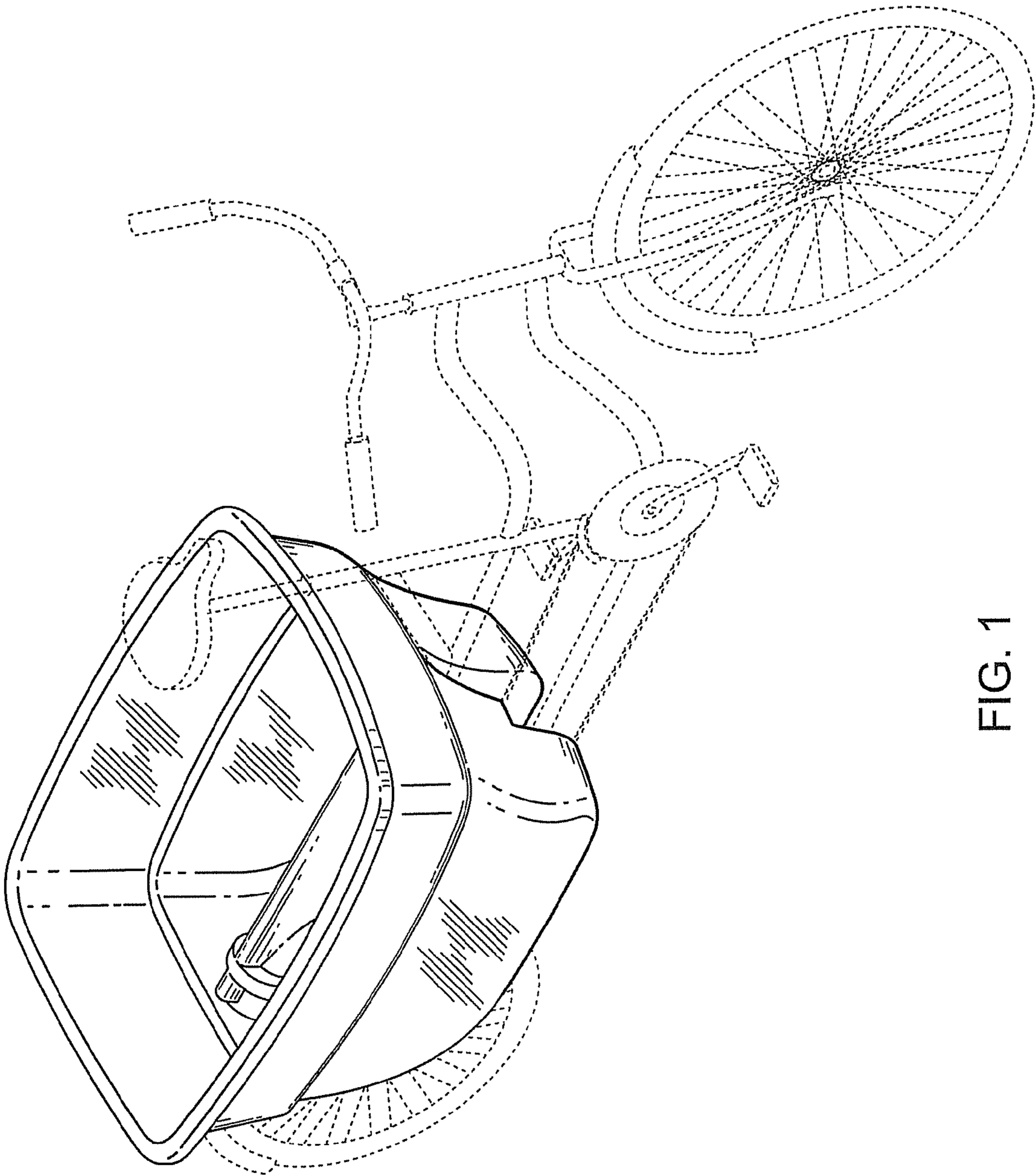


FIG. 1

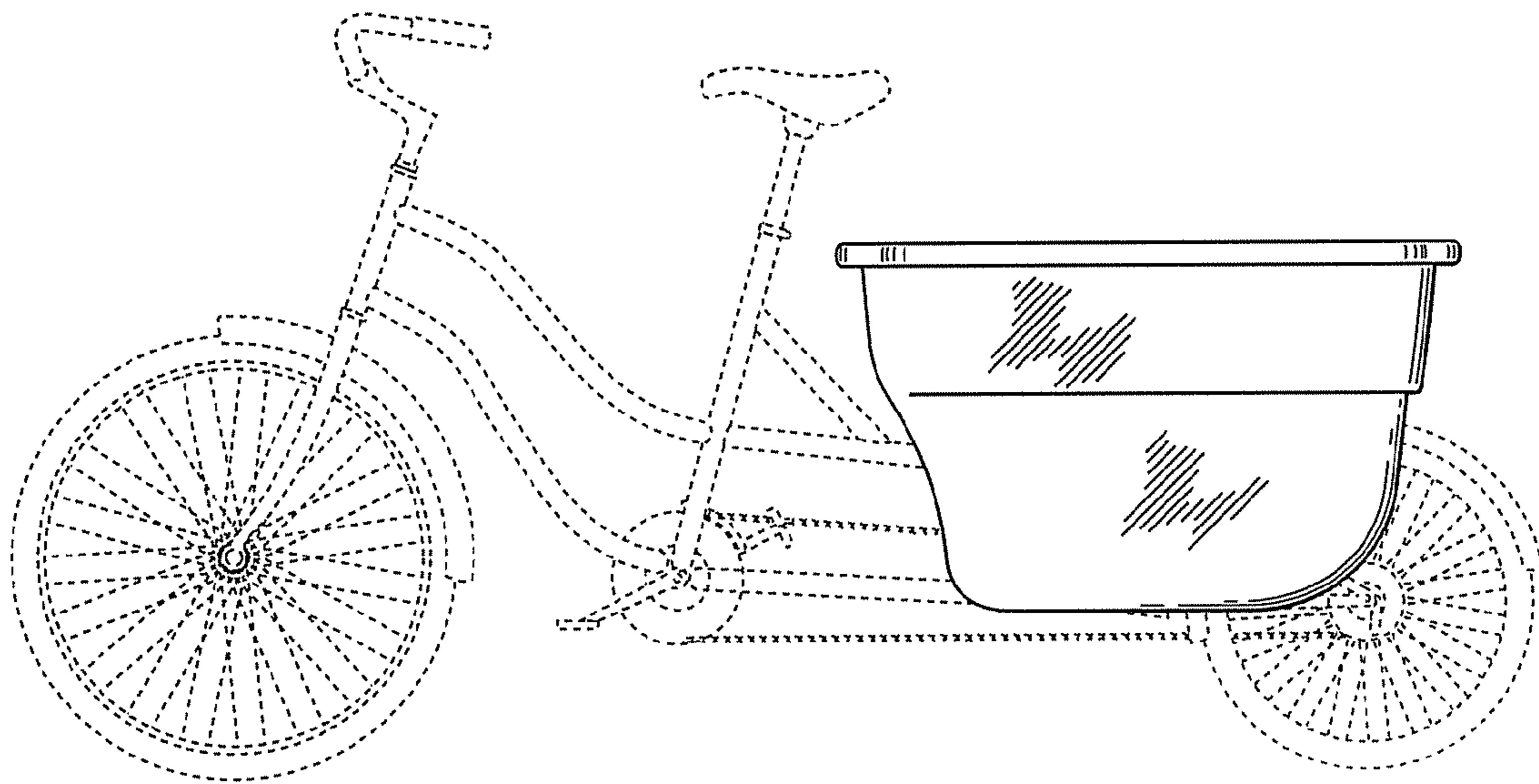


FIG. 2

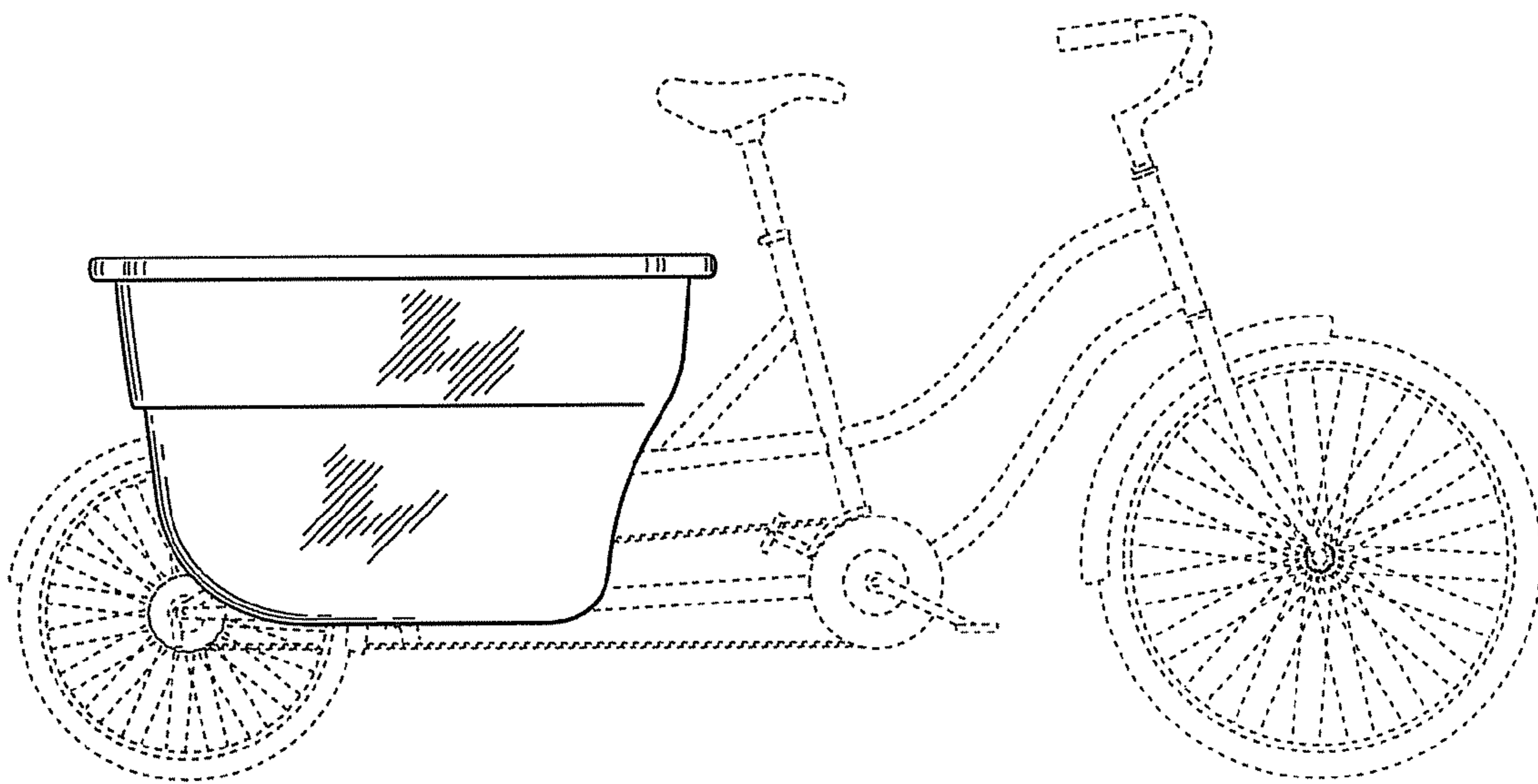


FIG. 3

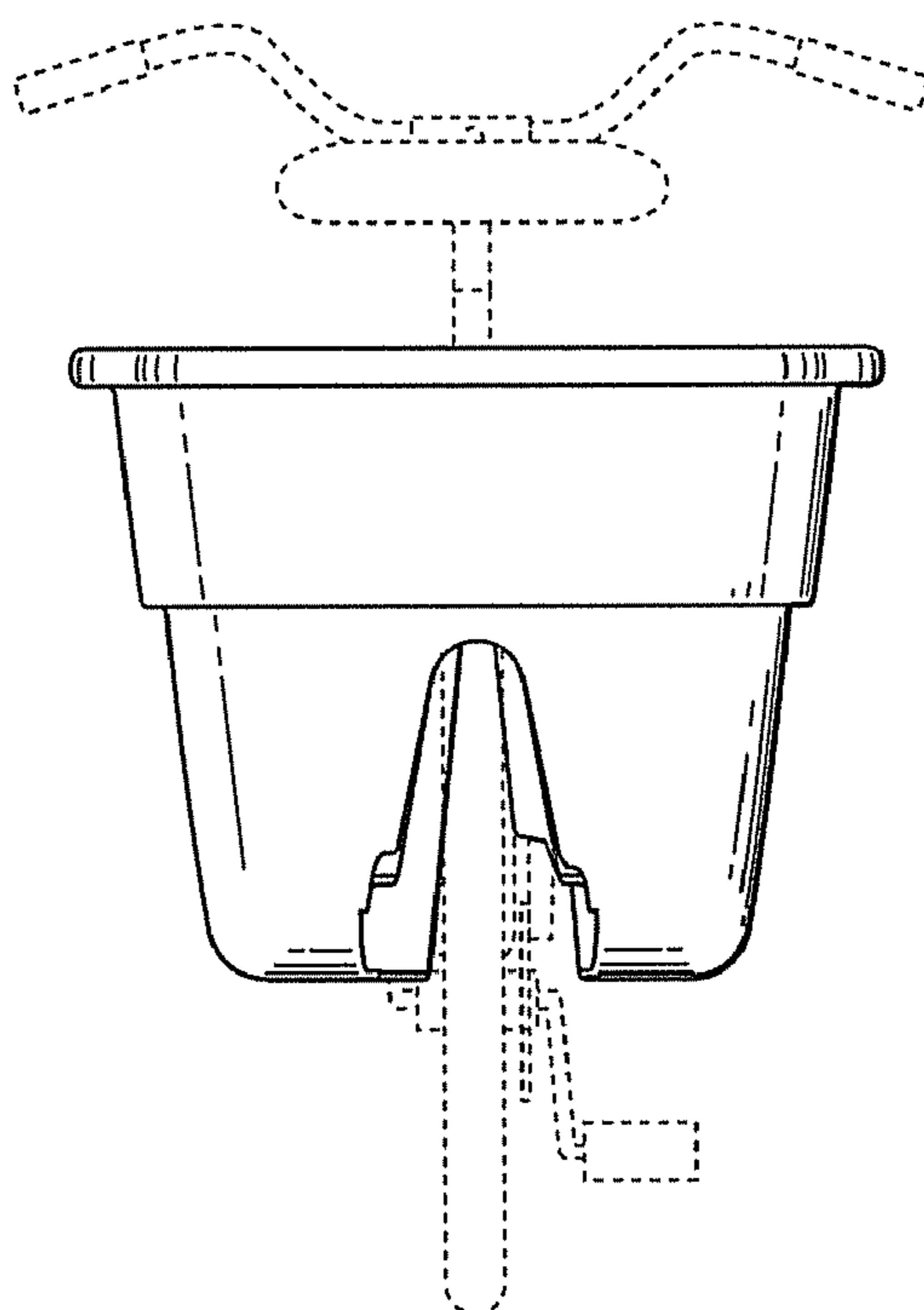


FIG. 4

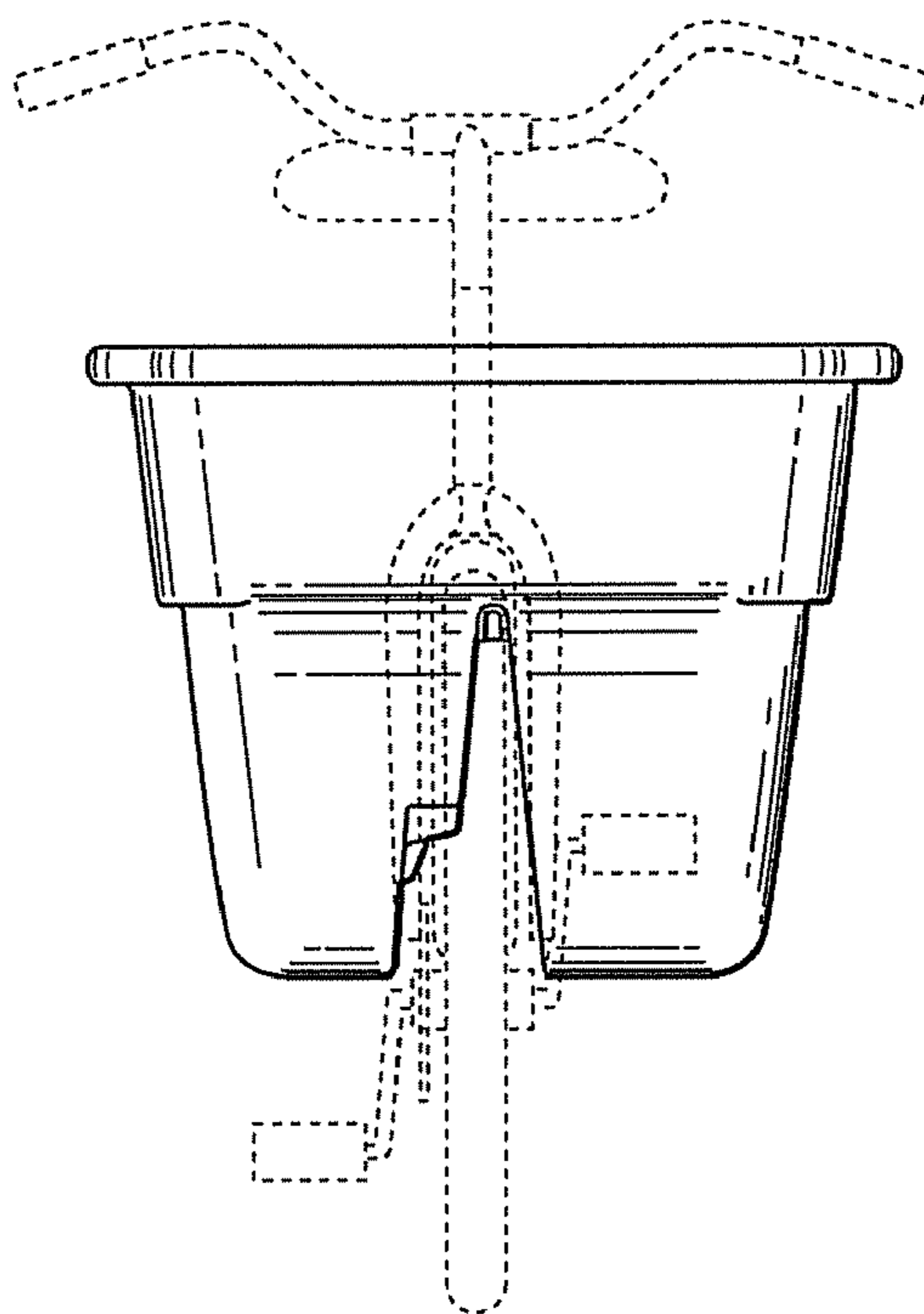


FIG. 5

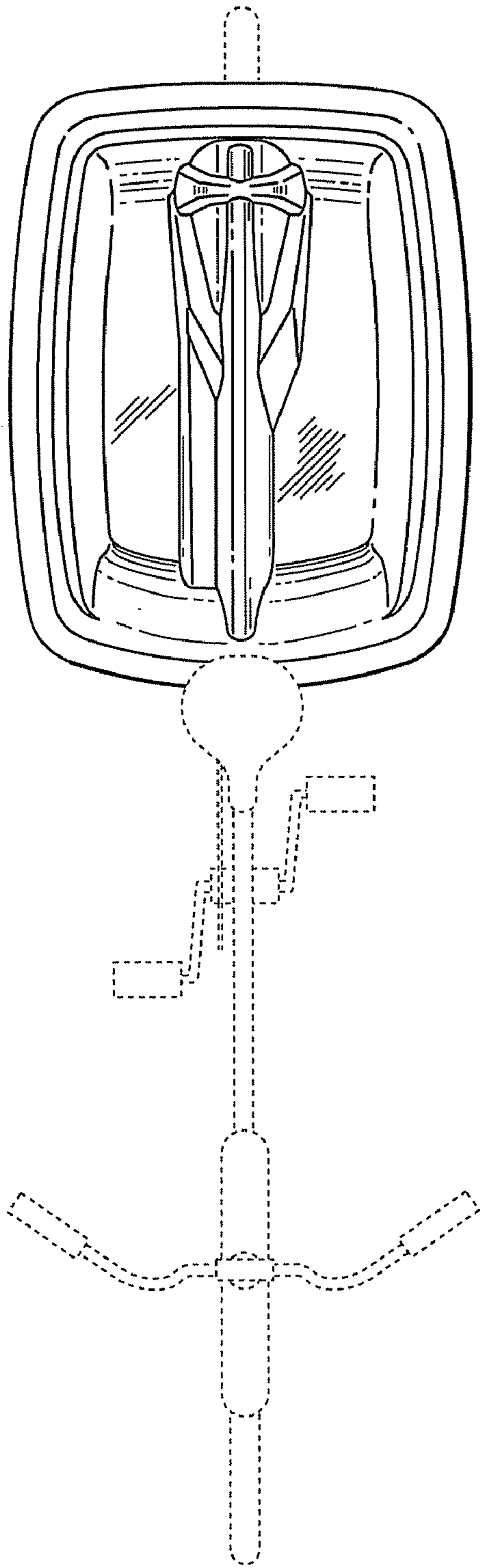


FIG. 6

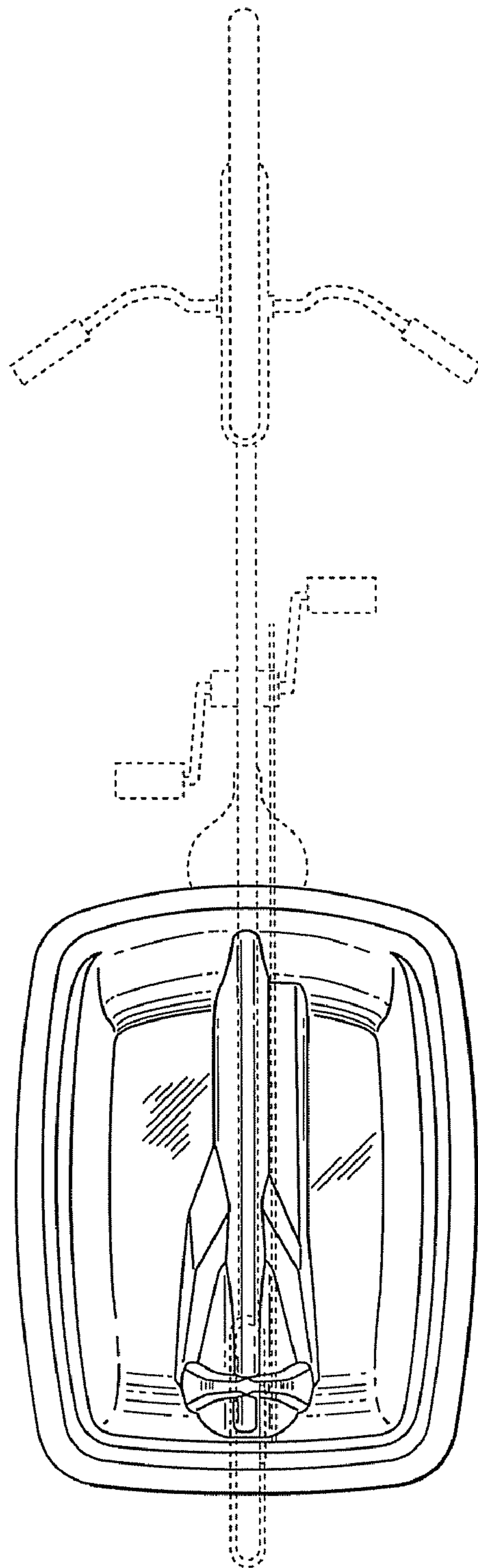


FIG. 7