



US00D620416S

(12) **United States Design Patent**
Platto et al.

(10) **Patent No.:** **US D620,416 S**
(45) **Date of Patent:** **** Jul. 27, 2010**

(54) **VEHICLE SCUFF PLATE**

(75) Inventors: **Gordon Platto**, Troy, MI (US); **Rafael Rego**, Salvador (BR); **Amy Kim**, Royal Oak, MI (US)

(73) Assignee: **Ford Motor Company**, Dearborn, MI (US)

(**) Term: **14 Years**

(21) Appl. No.: **29/302,187**

(22) Filed: **Jan. 11, 2008**

(51) **LOC (9) Cl.** **12-16**

(52) **U.S. Cl.** **D12/203**

(58) **Field of Classification Search** D12/181,
D12/190, 196, 203, 400; D20/43, 10; 40/611.01-611.09,
40/124.01-124.19; 280/163, 164.1, 153.5,
280/607, 848

See application file for complete search history.

(56) **References Cited**

U.S. PATENT DOCUMENTS

- D53,737 S * 8/1919 Hayne D12/190
- D272,430 S * 1/1984 Minichillo et al. D12/203
- D308,399 S * 6/1990 Mori D20/10
- D354,774 S * 1/1995 Orsos D20/15
- D374,854 S * 10/1996 Little et al. D12/400
- D434,711 S * 12/2000 McQuiston D12/203
- D504,857 S * 5/2005 Yang D12/203
- D511,731 S * 11/2005 Lariviere et al. D12/196

- D513,725 S * 1/2006 Metros et al. D12/203
- D534,471 S * 1/2007 Landestoy D12/203
- D546,259 S * 7/2007 Metros et al. D12/203
- D548,664 S * 8/2007 Hall et al. D12/203
- D562,909 S * 2/2008 Meijer D20/43
- D574,307 S * 8/2008 Focardi D12/181
- D588,201 S * 3/2009 Kohagen et al. D20/42
- D601,476 S * 10/2009 Tomatsu et al. D12/190
- D607,940 S * 1/2010 Goode et al. D20/10
- 2005/0229514 A1 * 10/2005 Nakao et al. 52/288.1
- 2008/0170405 A1 * 7/2008 Kamiya et al. 362/495
- 2009/0251920 A1 * 10/2009 Kino et al. 362/602

* cited by examiner

Primary Examiner—Elizabeth A Albert
Assistant Examiner—Kelley A Donnelly

(74) *Attorney, Agent, or Firm*—Frank A. MacKenzie; Brooks Kushman P.C.

(57) **CLAIM**

The ornamental design for a vehicle scuff plate, as shown and described.

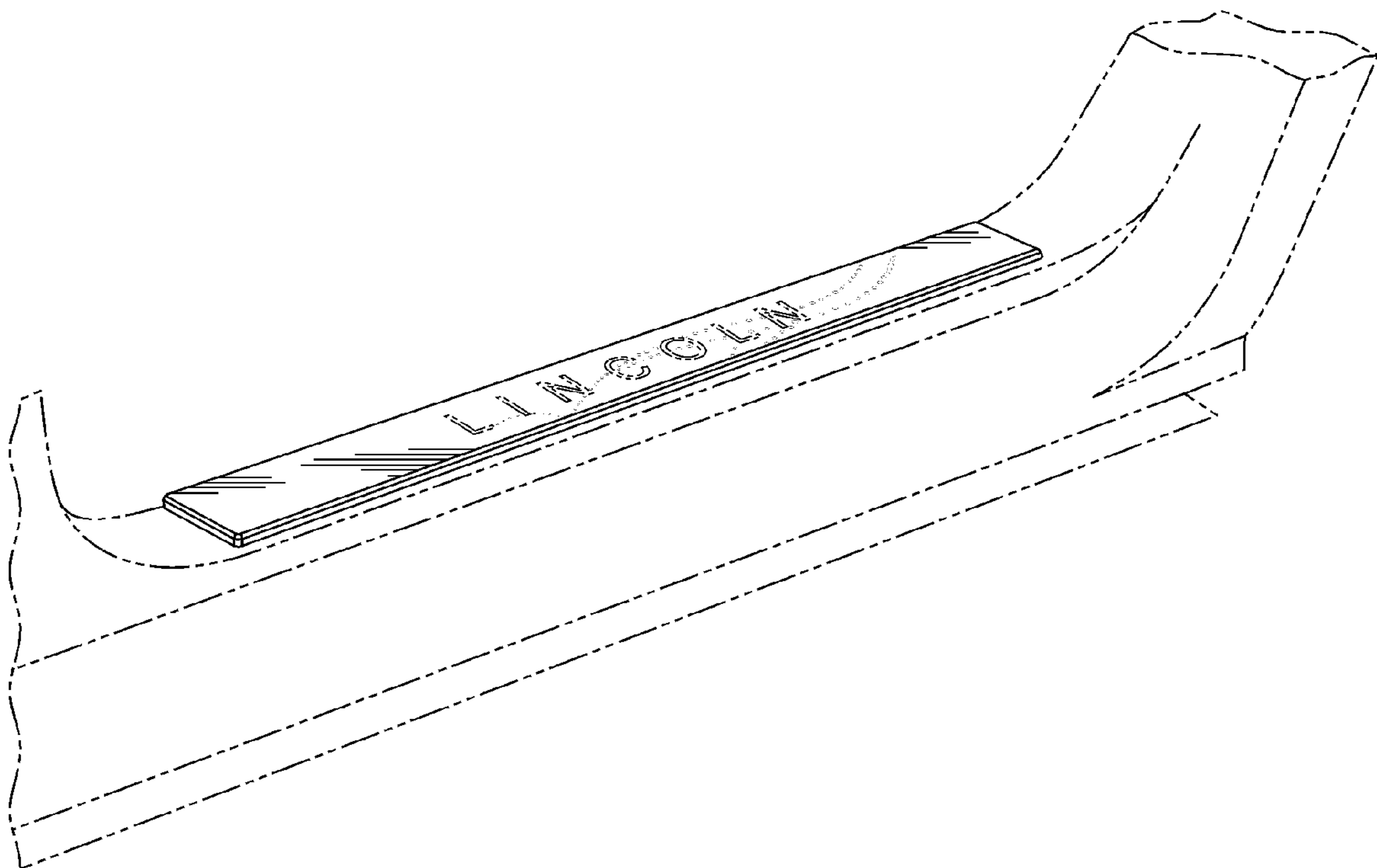
DESCRIPTION

FIG. 1 is a perspective view of a vehicle scuff plate of the present invention; and,

FIG. 2 is an enlarged perspective view of a portion thereof.

The broken lines showing is included for the purpose of illustrating environment and forms no part of the claimed design.

1 Claim, 2 Drawing Sheets



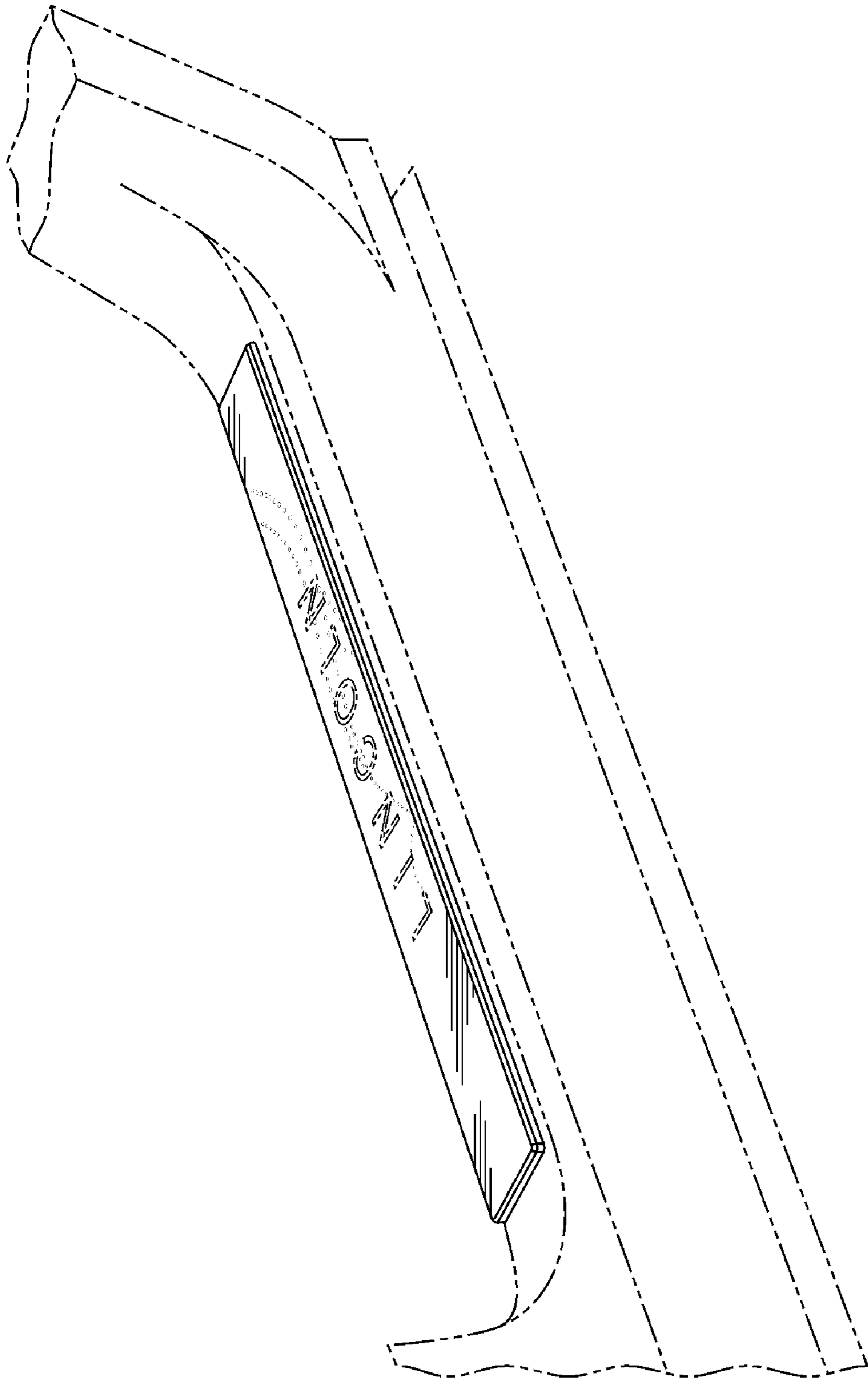


Fig. 1

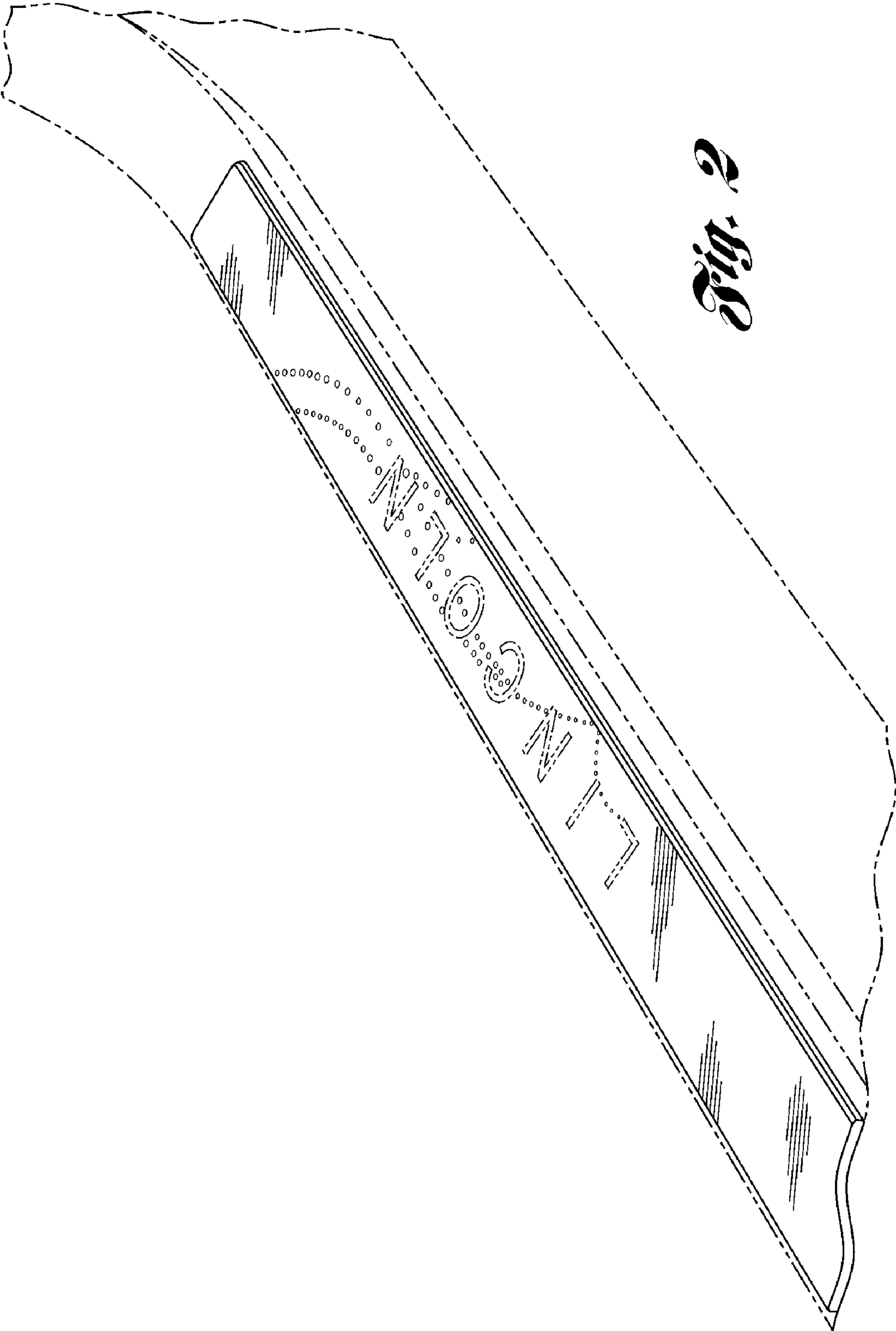


Fig. 2