

US00D620409S

(12) **United States Design Patent**  
**Lamm et al.**

(10) **Patent No.:** **US D620,409 S**  
(45) **Date of Patent:** **\*\* Jul. 27, 2010**

(54) **VEHICLE MIRROR**

(75) Inventors: **Stefan Lamm**, Köln (DE); **Murat Gueler**, Köln (DE)

(73) Assignee: **Ford Motor Company**, Dearborn, MI (US)

(\*\*) Term: **14 Years**

(21) Appl. No.: **29/344,495**

(22) Filed: **Sep. 30, 2009**

(51) **LOC (9) Cl.** ..... **12-16**

(52) **U.S. Cl.** ..... **D12/187**

(58) **Field of Classification Search** ..... D12/187,  
D12/188-189, 96; D6/300, 309; 359/838,  
359/841, 843, 844, 868, 871, 604, 881, 514,  
359/866; 248/479-483, 475.1

See application file for complete search history.

(56) **References Cited**

**U.S. PATENT DOCUMENTS**

6,682,200	B2 *	1/2004	Tsuyama et al.	.....	359/876
6,769,781	B2 *	8/2004	Tsuyama	.....	359/874
7,152,980	B2 *	12/2006	Yang et al.	.....	353/97
7,384,162	B2 *	6/2008	Shinohara	.....	359/841
D578,047	S	10/2008	Kaoud et al.		
2005/0146802	A1 *	7/2005	Schuurmans	.....	359/879

**OTHER PUBLICATIONS**

Ford Focus 2.5 ST, Geneva Autoshow, Mar. 5, 2009 <http://www.facts.ford.com>.

Car Spy Photos, Mar. 26, 2009 <http://carsspyphotos.com/2011-ford-focus-3/>.

Spy Shots: Ford Verve mule spotted banging around in Australia, Jul. 4, 2009 <http://spbcar.ru/news/en/article/22761/>.

Next Generation 2011 Ford Focus Mule First Spy Photos, Aug. 28, 2009 <http://www.worldcarfans.com/109082821357/next-generation-2011-ford-focus-mule-first-spy-photos>.

\* cited by examiner

*Primary Examiner*—Caron Veynar

*Assistant Examiner*—Katrina A Kile

(74) *Attorney, Agent, or Firm*—Damian Porcari

(57) **CLAIM**

An ornamental design for a vehicle mirror, as shown and described.

**DESCRIPTION**

FIG. 1 is a left side elevational view of a left vehicle mirror (the right vehicle mirror being a mirror image and is not shown);

FIG. 2 is right side elevational view of the vehicle mirror;

FIG. 3 is a front elevational view of the vehicle mirror;

FIG. 4 is a rear elevational view of the vehicle mirror;

FIG. 5 is a top plan view of the vehicle mirror;



FIG. 6 is a bottom plan view of the vehicle mirror;

FIG. 7 is a perspective view of the vehicle mirror; and,

FIG. 8 is another perspective view of the vehicle mirror.

The second embodiment is a mirror image of the left vehicle mirror as shown in FIGS. 1-8.

**1 Claim, 8 Drawing Sheets**





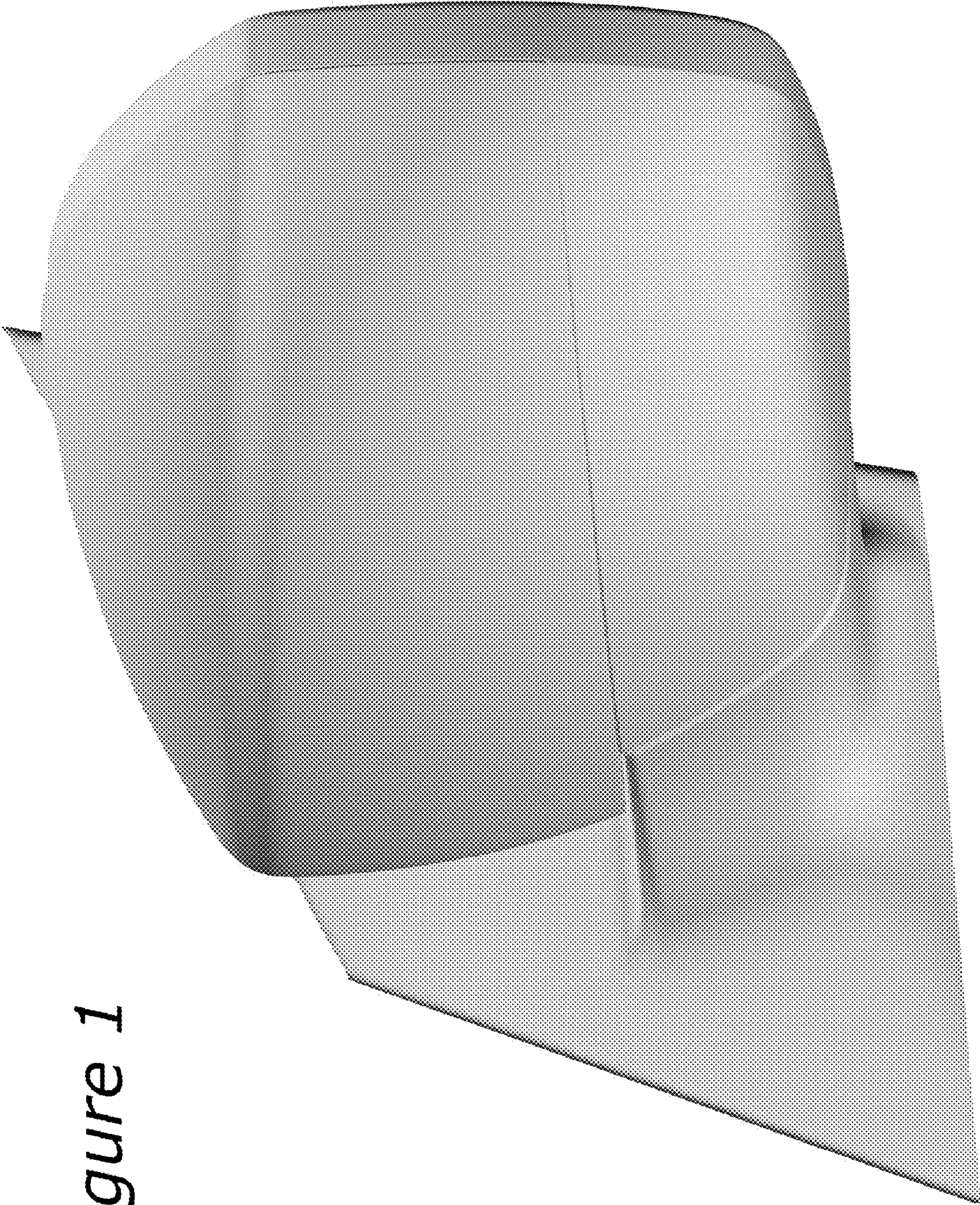


Figure 1



Figure 2








Figure 3





Figure 4






Figure 5

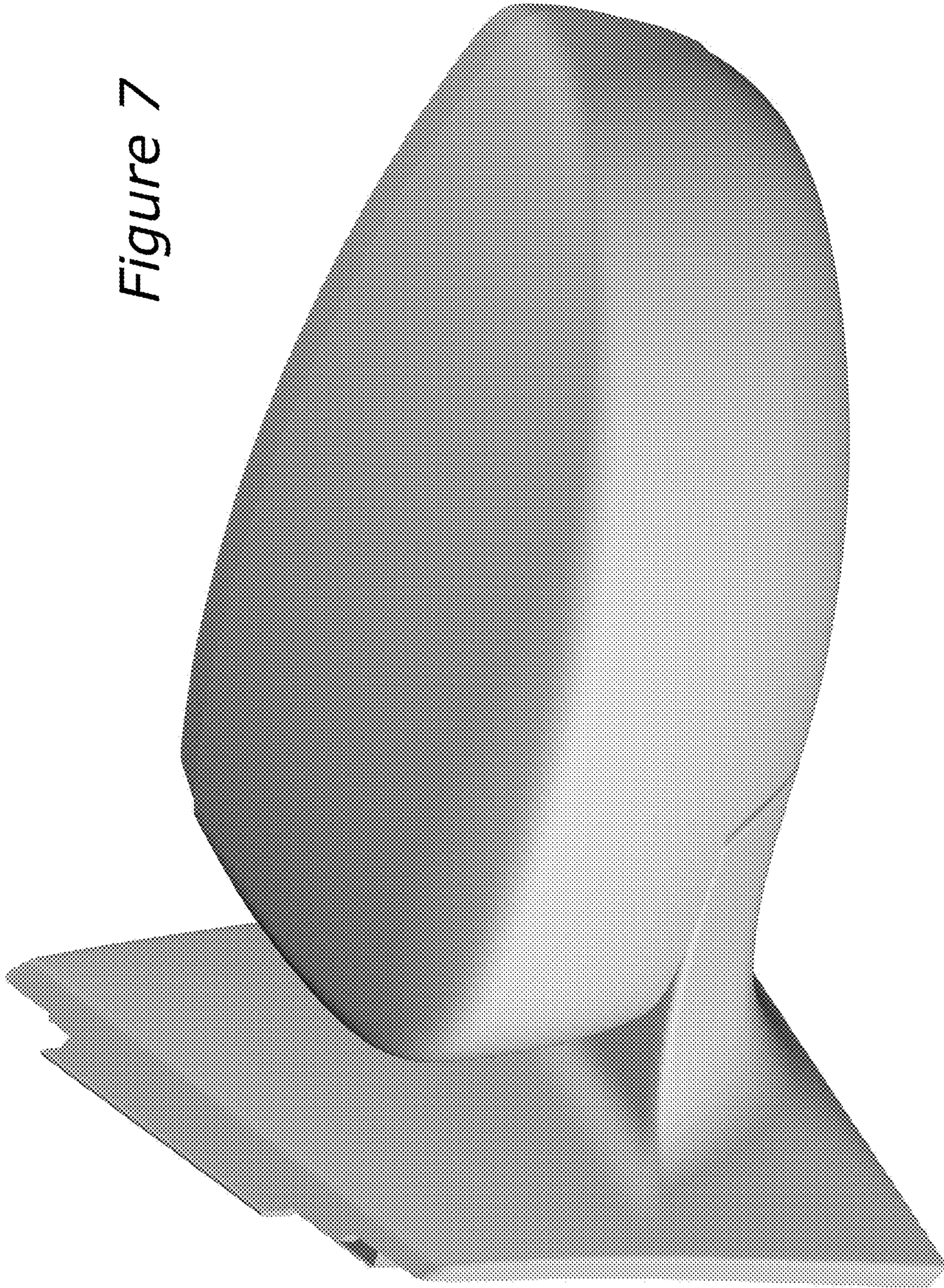


Figure 6





Figure 7








Figure 8