



US00D620393S

(12) **United States Design Patent**
Arnell

(10) **Patent No.:** **US D620,393 S**
(45) **Date of Patent:** **** Jul. 27, 2010**

(54) **AUTOMOBILE BODY**

(75) Inventor: **Peter Arnell**, Katonah, NY (US)

(73) Assignee: **Chrysler Group LLC**, Auburn Hills, MI (US)

(**) Term: **14 Years**

(21) Appl. No.: **29/328,124**

(22) Filed: **Nov. 19, 2008**

(51) **LOC (9) Cl.** **12-08**

(52) **U.S. Cl.** **D12/86**

(58) **Field of Classification Search** D12/1,
D12/16, 82, 85, 86, 87, 88, 90, 91, 92, 93,
D12/95, 96, 98, 99, 109, 112, 117; 296/24.1,
296/37.6, 115, 181.1, 181.3, 183, 185, 185.1,
296/187.13, 190.08, 203.1; D21/424, 433;
180/89.1, 233, 311

See application file for complete search history.

(56) **References Cited**

U.S. PATENT DOCUMENTS

- D371,526 S * 7/1996 Verduyn et al. D12/86
- D389,783 S * 1/1998 Tomforde et al. D12/91
- D389,784 S * 1/1998 Ishikawa D12/92
- D390,163 S * 2/1998 Tomforde et al. D12/91
- D456,311 S * 4/2002 Yamamoto et al. D12/86
- D515,458 S * 2/2006 Tolfsen et al. D12/85

- D516,957 S * 3/2006 O'Connell et al. D12/91
- D551,127 S * 9/2007 Krugger et al. D12/98
- D564,946 S * 3/2008 Krugger et al. D12/98
- D566,004 S * 4/2008 Teague et al. D12/86
- D603,296 S * 11/2009 Zhou et al. D12/86

* cited by examiner

Primary Examiner—Robert M Spear

Assistant Examiner—Barbara B Lohr

(74) *Attorney, Agent, or Firm*—Ralph E. Smith

(57) **CLAIM**

The ornamental design for an automobile body, as shown and described.

DESCRIPTION

FIG. 1 is a front perspective view of an automobile body showing our new design;

FIG. 2 is a rear perspective view thereof;

FIG. 3 is a front view thereof;


FIG. 4 is a rear view thereof;

FIG. 5 is a side view thereof; and,

FIG. 6 is a top view thereof.

It will be understood that the broken lines presented in the drawings are for illustration only, and do not form a part of the claimed design.

1 Claim, 5 Drawing Sheets



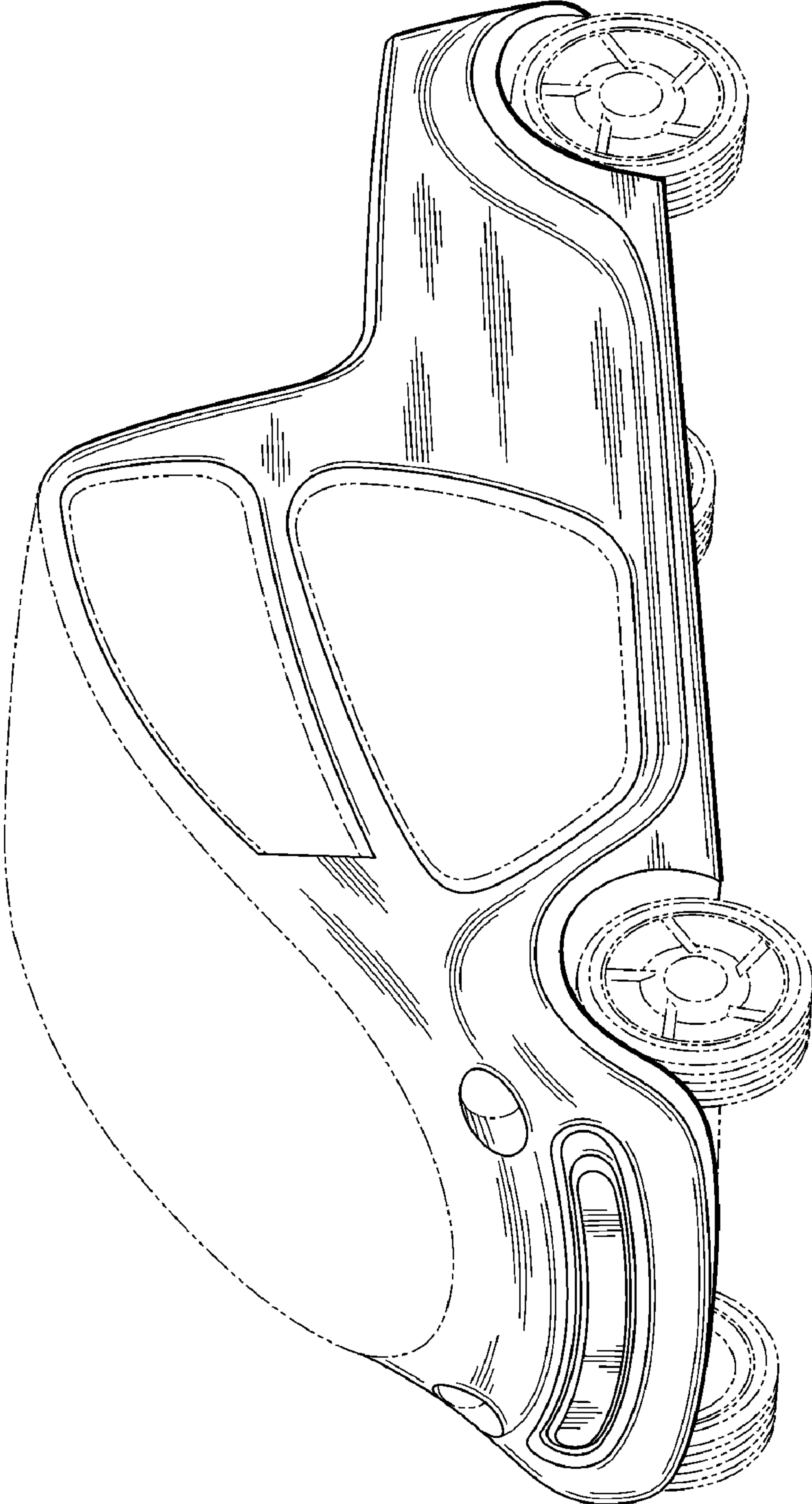


Fig. 1

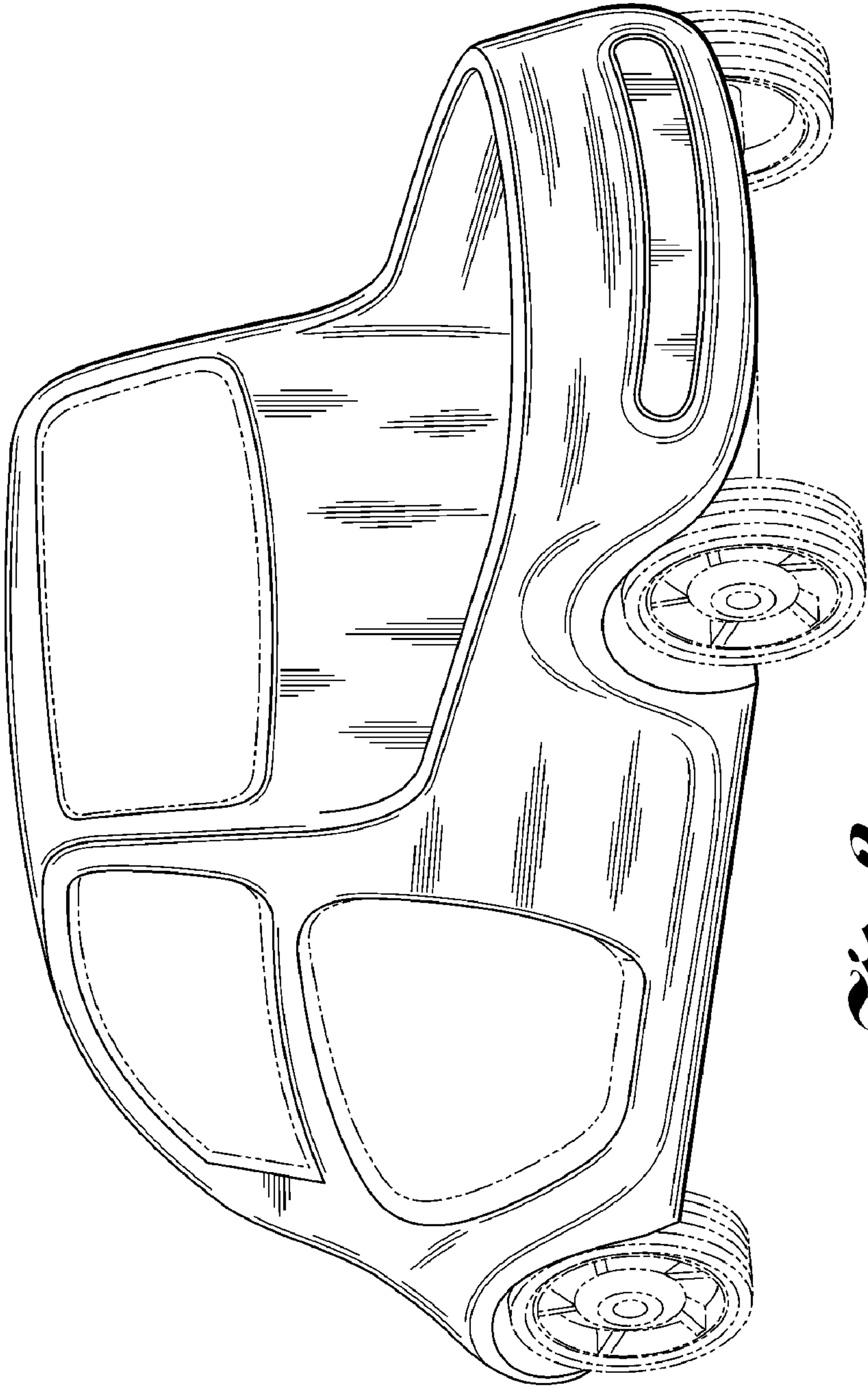


Fig. 2

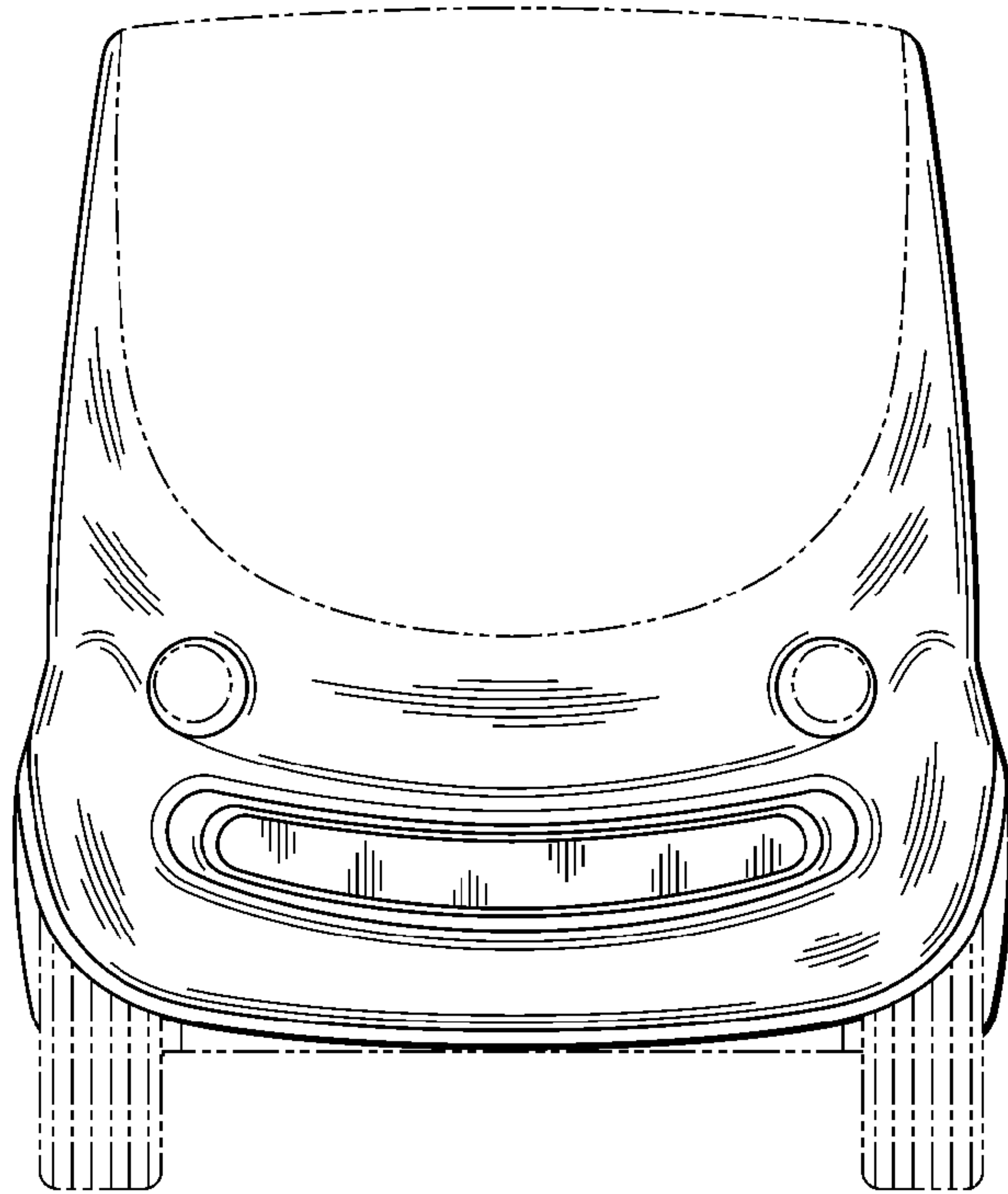


Fig. 3

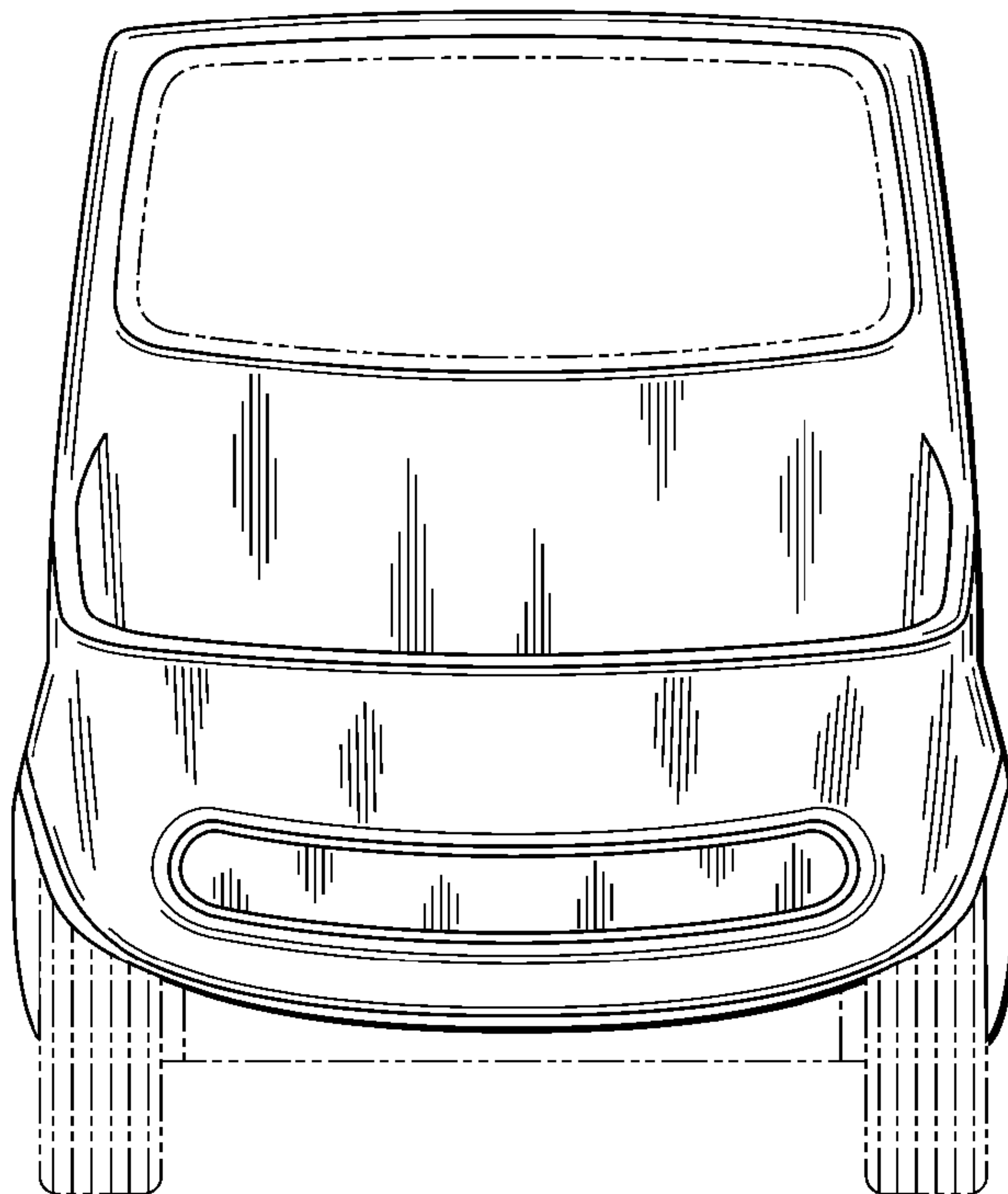


Fig. 4

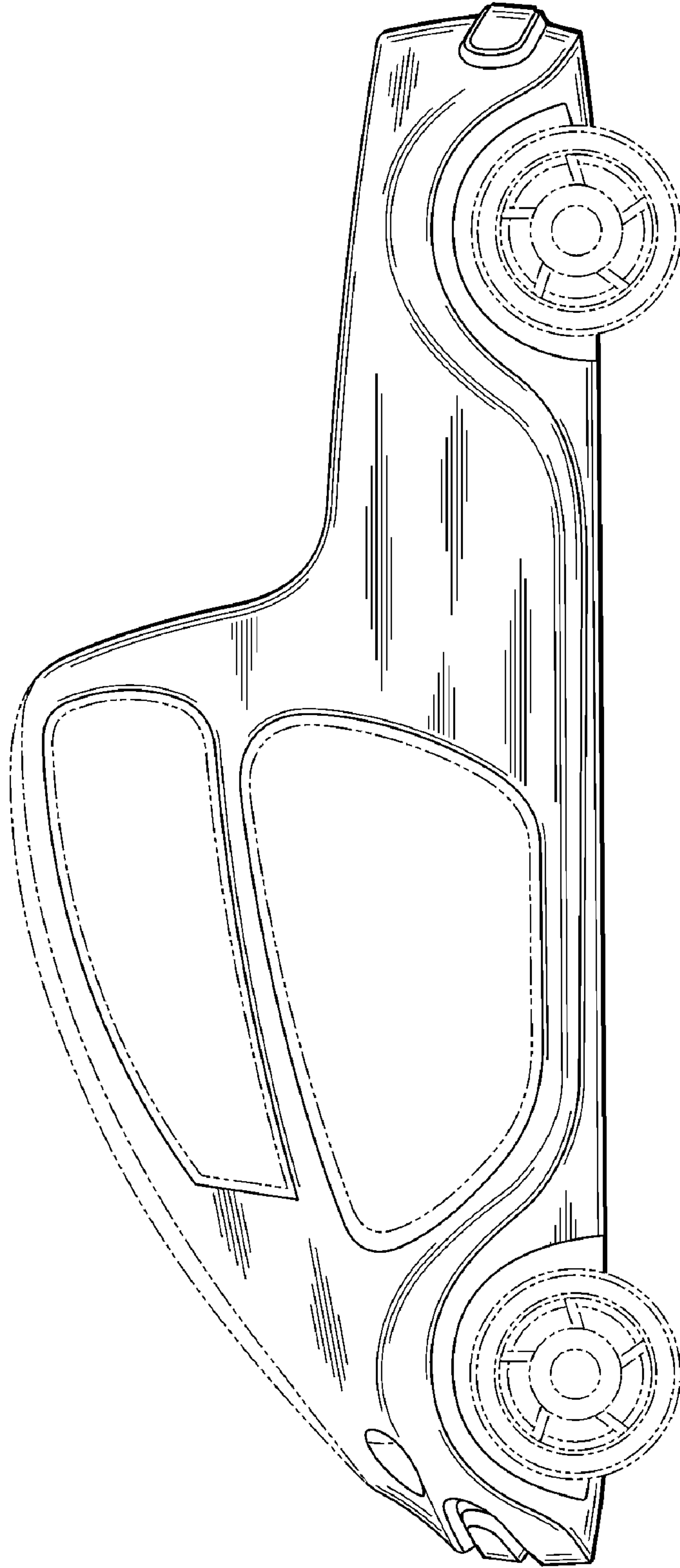


Fig. 5

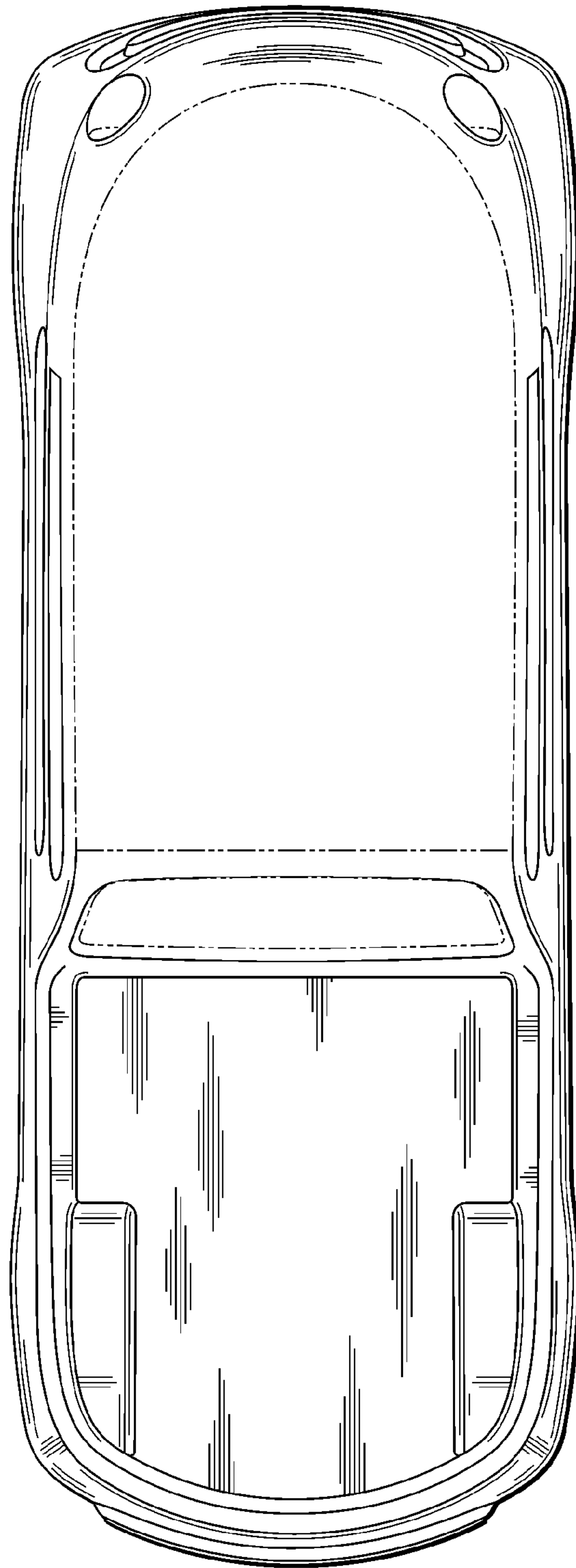


Fig. 6