



US00D620385S

(12) **United States Design Patent**
Javaheri

(10) **Patent No.:** **US D620,385 S**

(45) **Date of Patent:** **** Jul. 27, 2010**

(54) **JEWELRY**

(76) Inventor: **Benjamin Javaheri**, 550 S. Hill St.,
Suite 1055, Los Angeles, CA (US) 90013

(**) Term: **14 Years**

(21) Appl. No.: **29/348,795**

(22) Filed: **Feb. 9, 2010**

(51) **LOC (9) Cl.** **11-02**

(52) **U.S. Cl.** **D11/43**

(58) **Field of Classification Search** D11/40-45,
D11/79-85; 63/12, 13, 14.1-14.8
See application file for complete search history.

(56) **References Cited**

U.S. PATENT DOCUMENTS

D241,365 S *	9/1976	Durante	D11/79
D258,874 S *	4/1981	Hocq	D11/79
D279,878 S *	7/1985	Moon	D11/43
4,554,800 A *	11/1985	Moon	63/13
D306,835 S *	3/1990	Johnson et al.	D11/79
D333,279 S *	2/1993	Fryklund	D11/43
D390,494 S *	2/1998	Chen	D11/79
D391,886 S *	3/1998	Madhvani	D11/18
D416,509 S *	11/1999	O'Meara	D11/71

D459,678 S *	7/2002	Steinberg	D11/91
D588,950 S *	3/2009	Miller	D11/79

* cited by examiner

Primary Examiner—Cathron C Brooks

Assistant Examiner—Melanie Levy

(74) *Attorney, Agent, or Firm*—Rafii & Associates; Marty B. Ready

(57) **CLAIM**

The ornamental design for jewelry, as shown and described.

DESCRIPTION

FIG. 1 is a perspective view of jewelry showing my new design;

FIG. 2 is a front elevation view thereof;

FIG. 3 is a rear elevation view thereof;

FIG. 4 is a right side elevation view thereof;

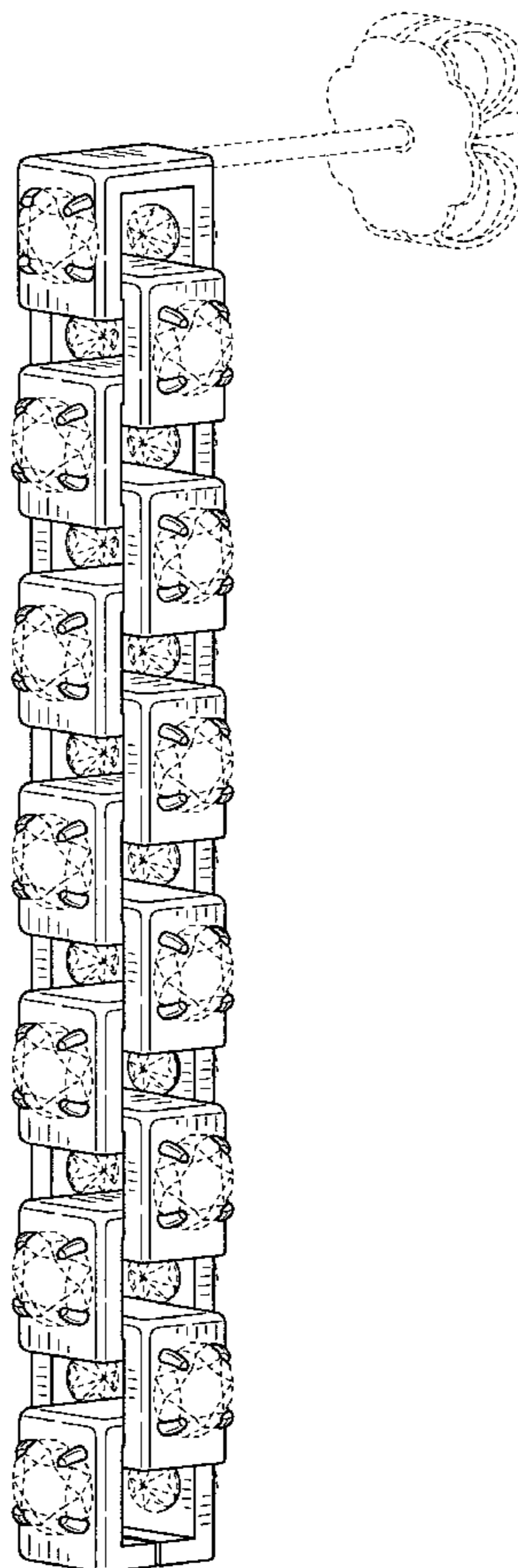
FIG. 5 is a left side elevation view thereof;

FIG. 6 is a top elevation view thereof; and,

FIG. 7 is a bottom elevation view thereof.

The elements shown in broken lines are for illustrative purposes only and form no part of the claimed design.

1 Claim, 4 Drawing Sheets



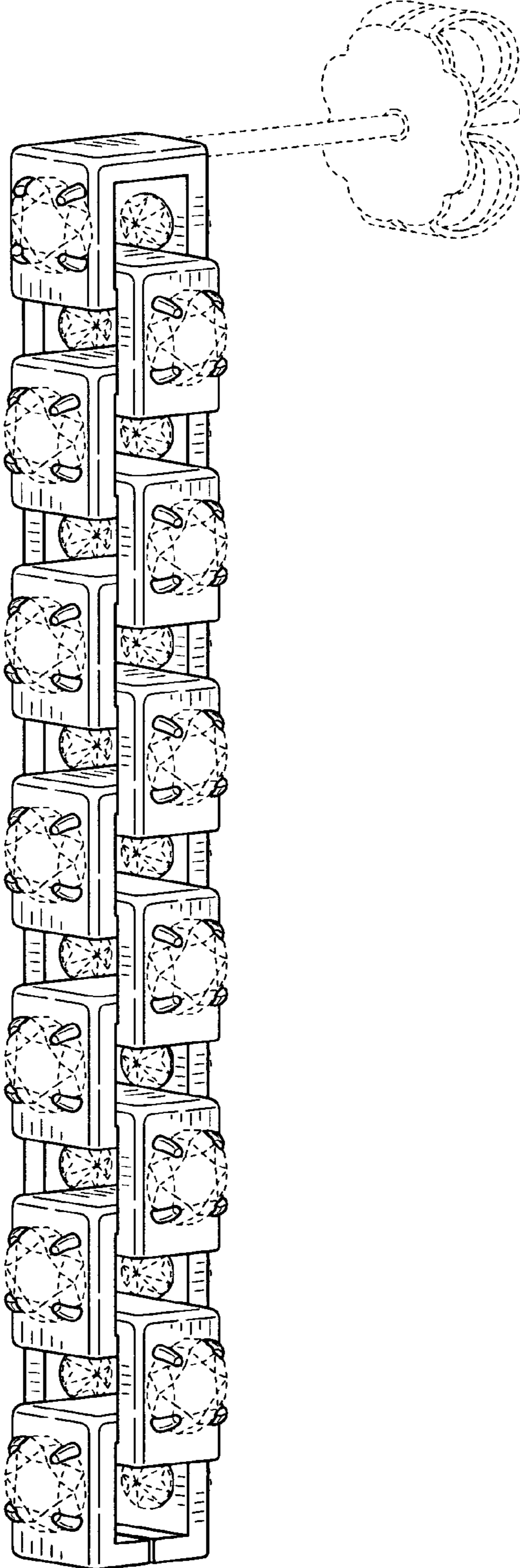


FIG. 1

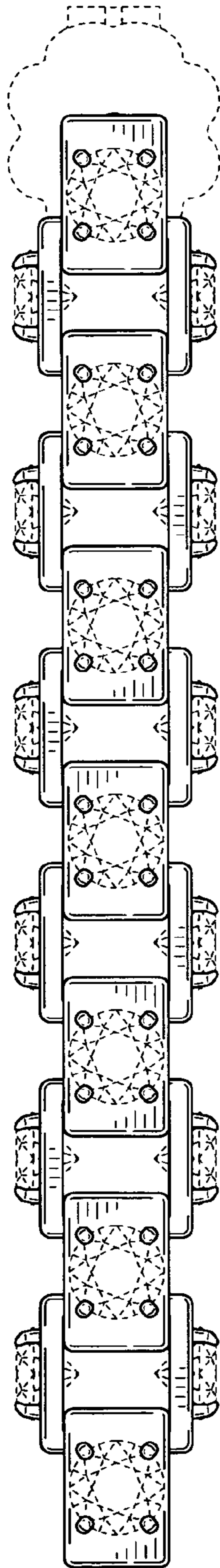


FIG. 2

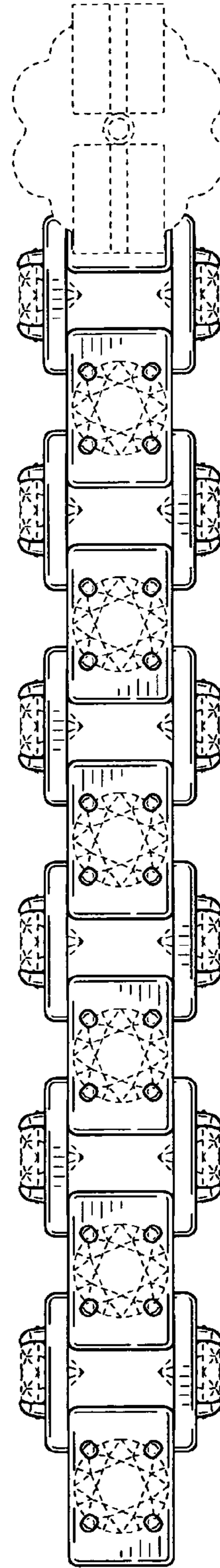


FIG. 3

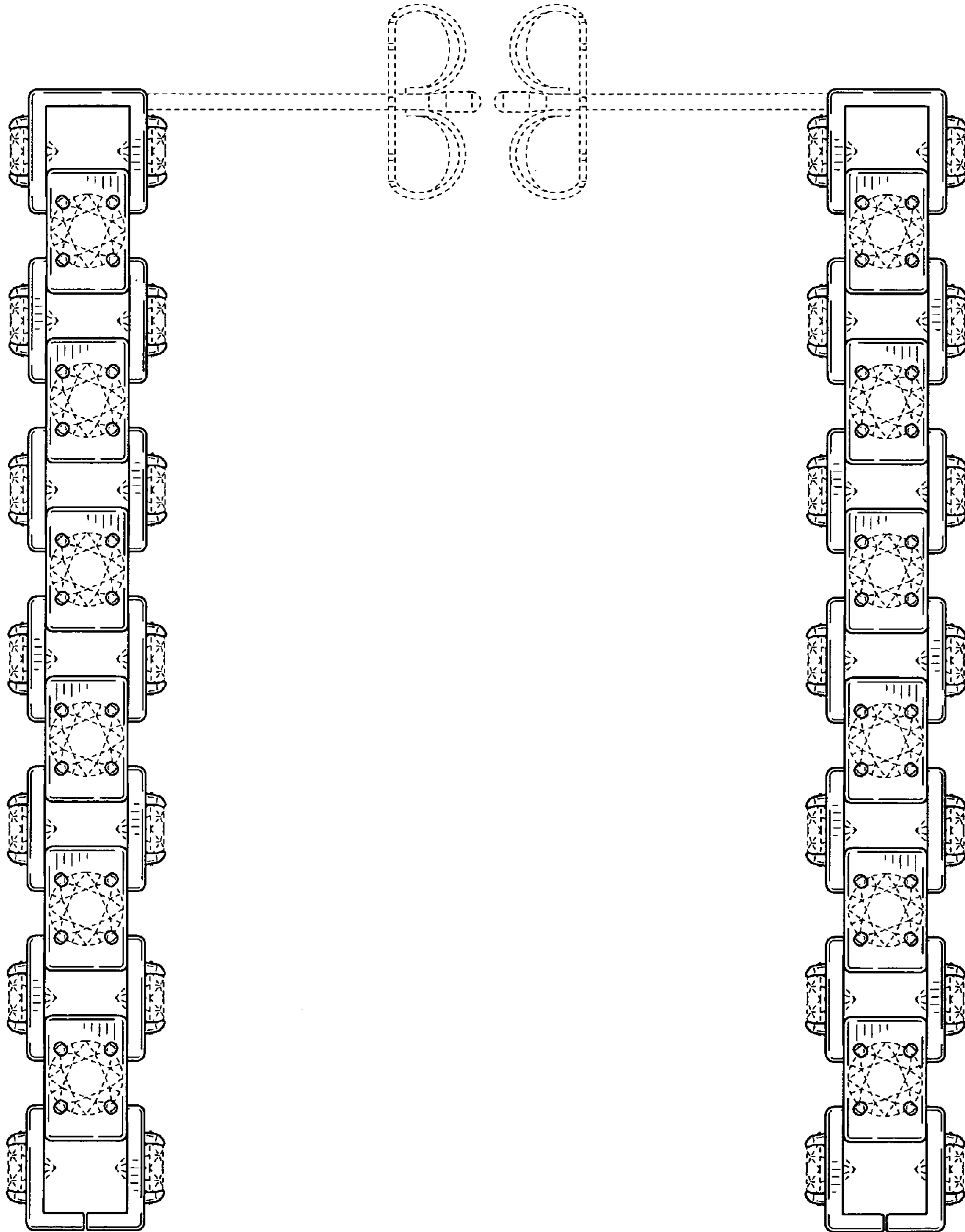


FIG. 4

FIG. 5

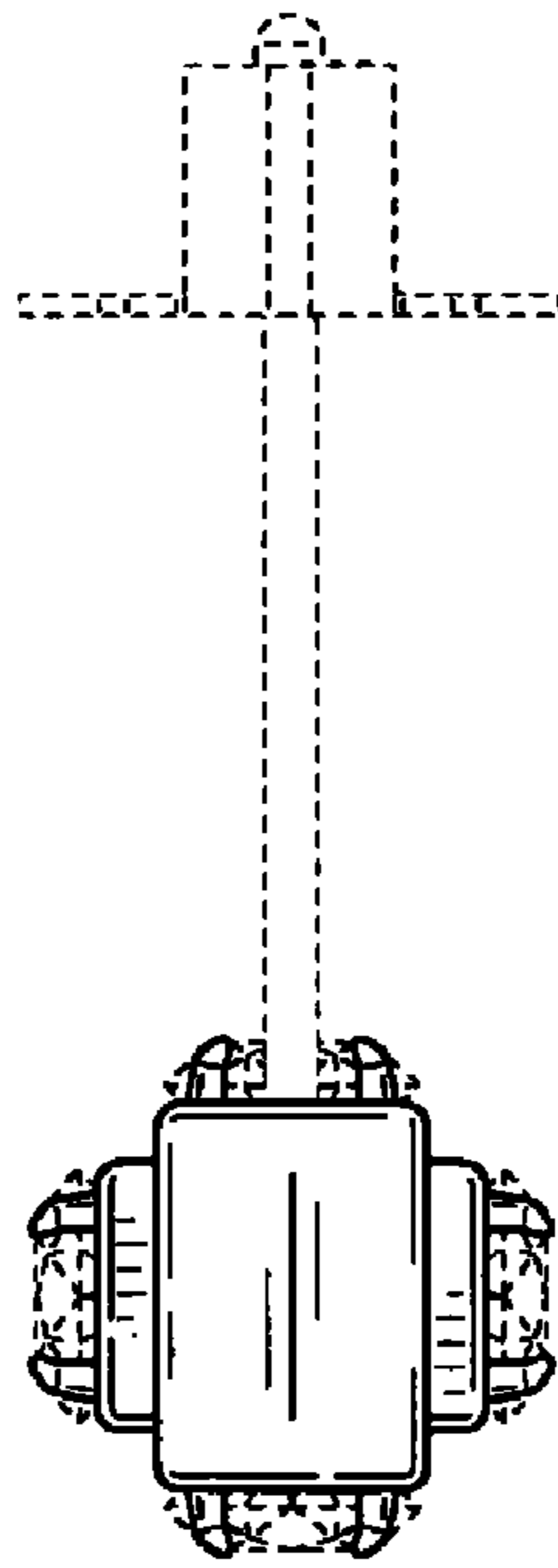


FIG. 6

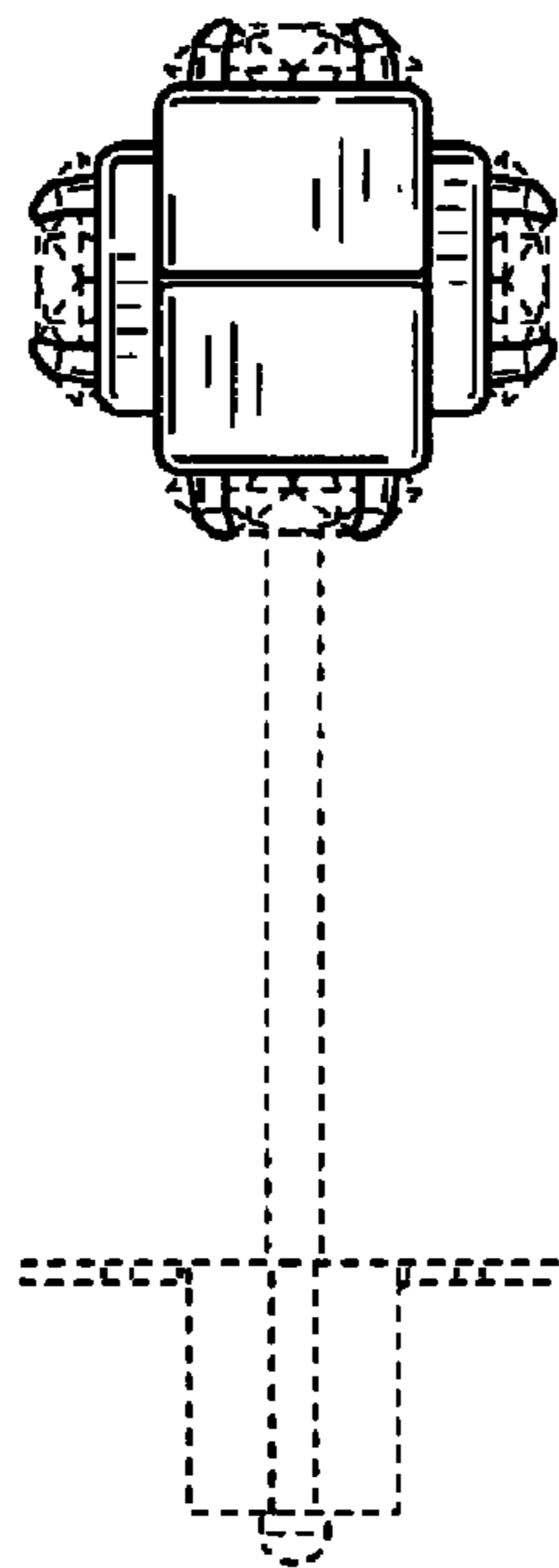


FIG. 7