



US00D620359S

(12) **United States Design Patent**
Ginsberg et al.

(10) **Patent No.:** **US D620,359 S**
(45) **Date of Patent:** **** Jul. 27, 2010**

(54) **BLISTER PACKAGE**

(75) Inventors: **Steven Ginsberg**, Montville, NJ (US);
William Doscoczynski, Stewartsville,
NJ (US); **Barry G. Seelig**, Allendale, NJ
(US); **Karel Golta**, Hamburg (DE);
Anne Carls, Hamburg (DE)

(73) Assignee: **LisaMcNeil-PPC, Inc.**, Skillman, NJ
(US)

(**) Term: **14 Years**

(21) Appl. No.: **29/342,176**

(22) Filed: **Aug. 20, 2009**

Related U.S. Application Data

(60) Division of application No. 29/329,409, filed on Dec.
15, 2008, now Pat. No. Des. 601,012, which is a con-
tinuation of application No. 29/289,118, filed on Jul. 6,
2007, now abandoned, which is a continuation-in-part
of application No. 11/451,160, filed on Jun. 12, 2006.

(51) **LOC (9) Cl.** **09-03**

(52) **U.S. Cl.** **D9/457; D9/425**

(58) **Field of Classification Search** D9/414-416,
D9/418, 420, 424-434, 443, 527-530, 704,
D9/730-734, 751-757; D7/354, 360, 505,
D7/540-545, 554, 565-567, 570, 574, 584-586,
D7/590, 604, 629, 667; D30/123, 129-133;
426/115, 122, 394; 206/162, 170, 216, 469,
206/471, 497, 508, 536, 557, 804, 815; 220/4.21-4.22,
220/266, 350, 470, 471, 495.01, 557, 574,
220/618, 793; 229/117.14, 117.18, 123.1,
229/125.35, 220, 406, 362.4; D3/203.1-203.3,
D3/304, 314, 294, 323; 221/250, 260, 267,
221/281, 299, 807

See application file for complete search history.

(56) **References Cited**

U.S. PATENT DOCUMENTS

D207,131 S * 3/1967 Peace D9/425

D276,215 S * 11/1984 Wang D9/415
D292,176 S * 10/1987 Kuerti D9/428
D295,500 S * 5/1988 Hoenninger et al. D9/429
5,540,324 A * 7/1996 Knapp 206/6.1
D384,578 S * 10/1997 Wangu et al. D9/732
5,758,774 A 6/1998 Leblong
D403,582 S * 1/1999 Nask et al. D9/435
D423,929 S * 5/2000 Simmers et al. D9/737

(Continued)

FOREIGN PATENT DOCUMENTS

FR 2198461 3/1974

(Continued)

Primary Examiner—Philip S Hyder
Assistant Examiner—Susan E Krakower
(74) *Attorney, Agent, or Firm*—Karen G. Horowitz

(57) **CLAIM**

We claim the ornamental design for a blister package, as
shown and described.

DESCRIPTION

FIG. 1 is a right, front perspective view of a blister package
showing our new design;

FIG. 2 is a front elevational view thereof, the back elevational
view being plain and unornamented and thus not shown or
claimed;

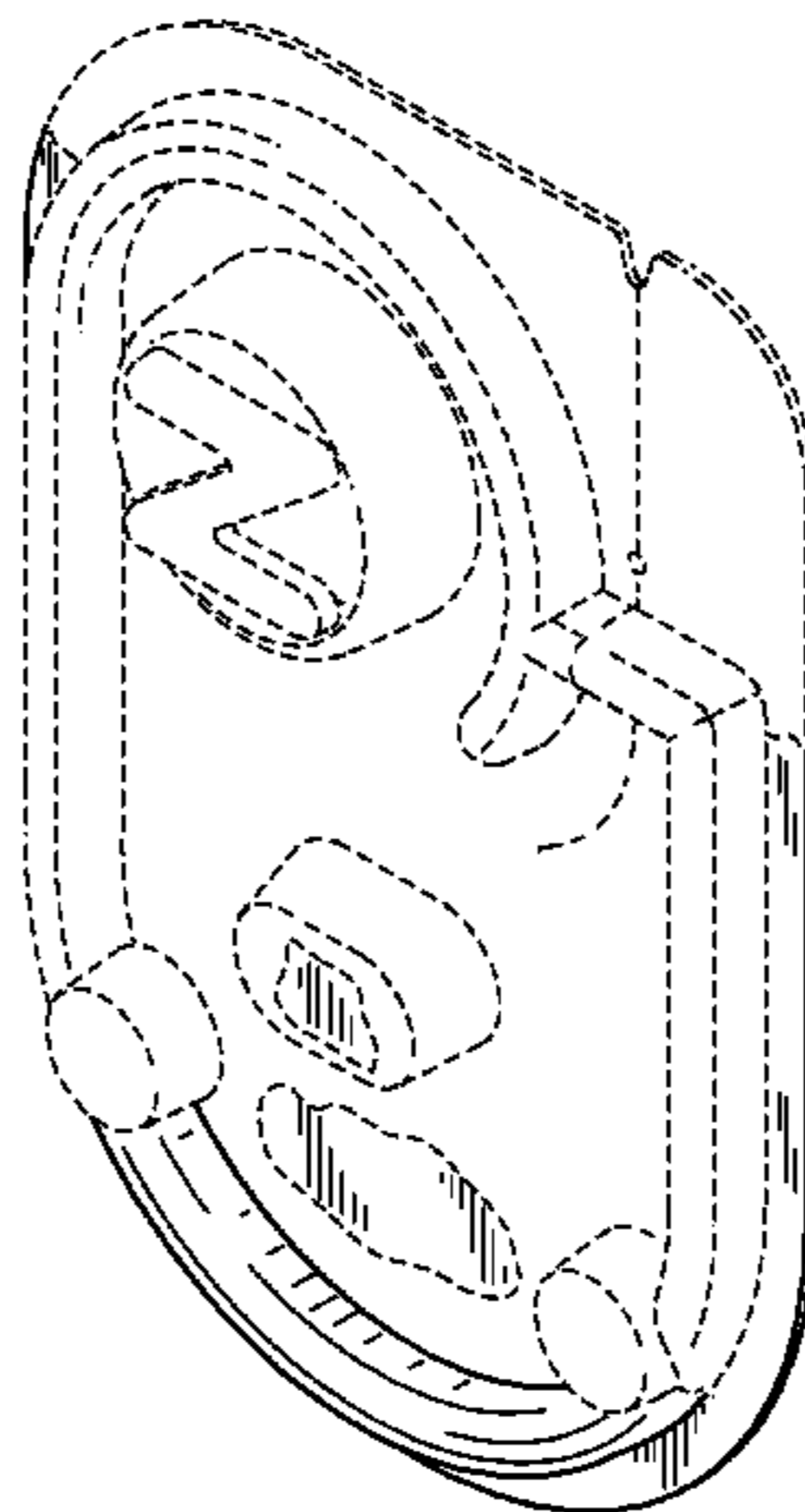
FIG. 3 is bottom end view thereof, the top end being dis-
claimed and thus not illustrated;

FIG. 4 is a right side view thereof; and,

FIG. 5 is a left side view thereof.

The broken lines in the drawings illustrate portions of the
blister package that form no part of the claimed design.

1 Claim, 3 Drawing Sheets



US D620,359 S

Page 2

U.S. PATENT DOCUMENTS

D434,316 S * 11/2000 Simmers D9/415
D440,871 S * 4/2001 Lo D9/732
D463,277 S * 9/2002 Yang D9/428
D474,014 S * 5/2003 Barnard et al. D3/206
7,059,475 B2 * 6/2006 Zabka et al. 206/710
D601,012 S * 9/2009 Ginsberg et al. D9/425

2007/0284279 A1* 12/2007 Doskoczynski et al. 206/532

FOREIGN PATENT DOCUMENTS

FR 2751632 1/1998
GB 1450905 9/1976
WO 0204314 1/2002
WO 2005087614 9/2005

* cited by examiner

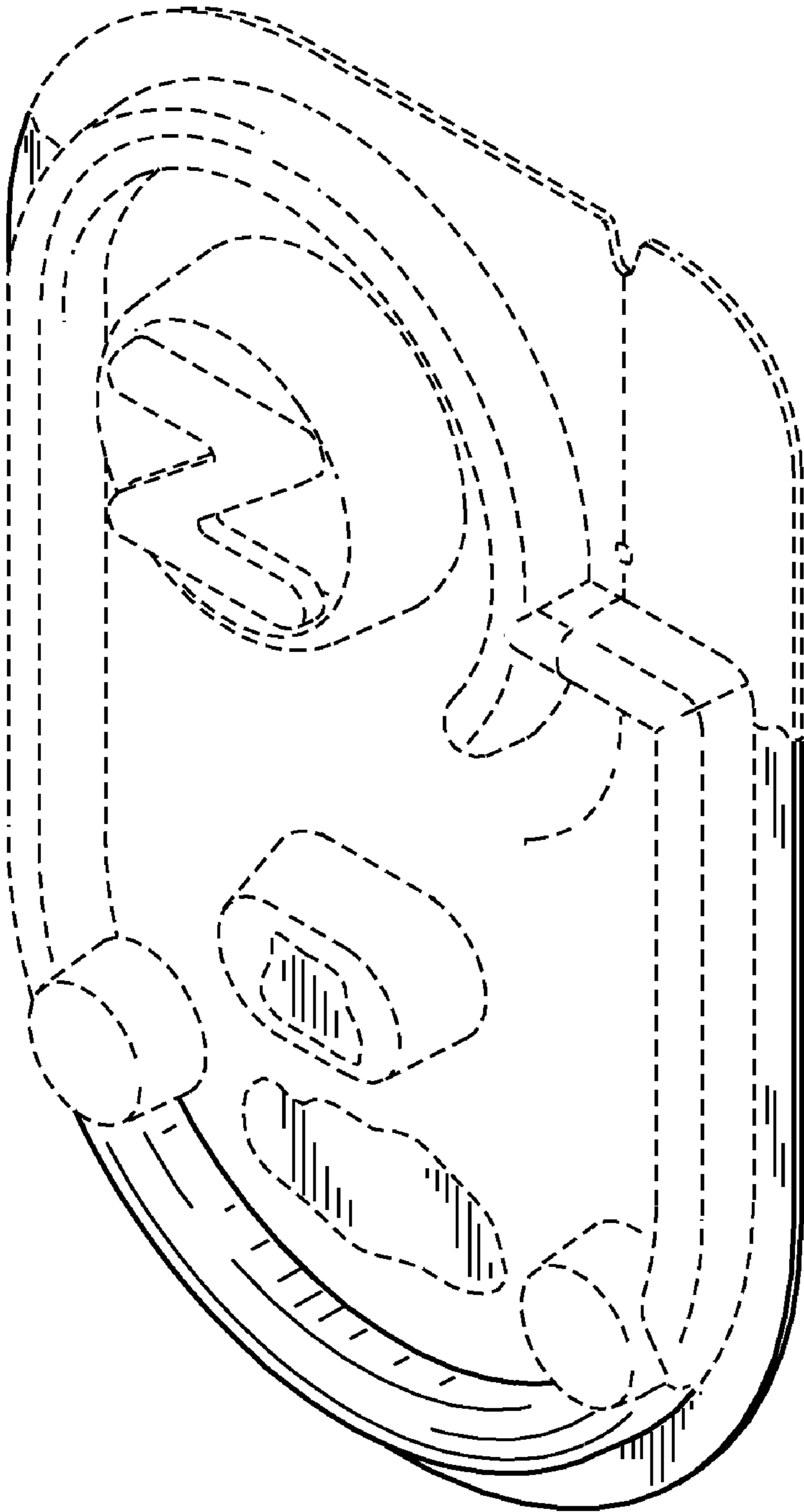


FIG. 1

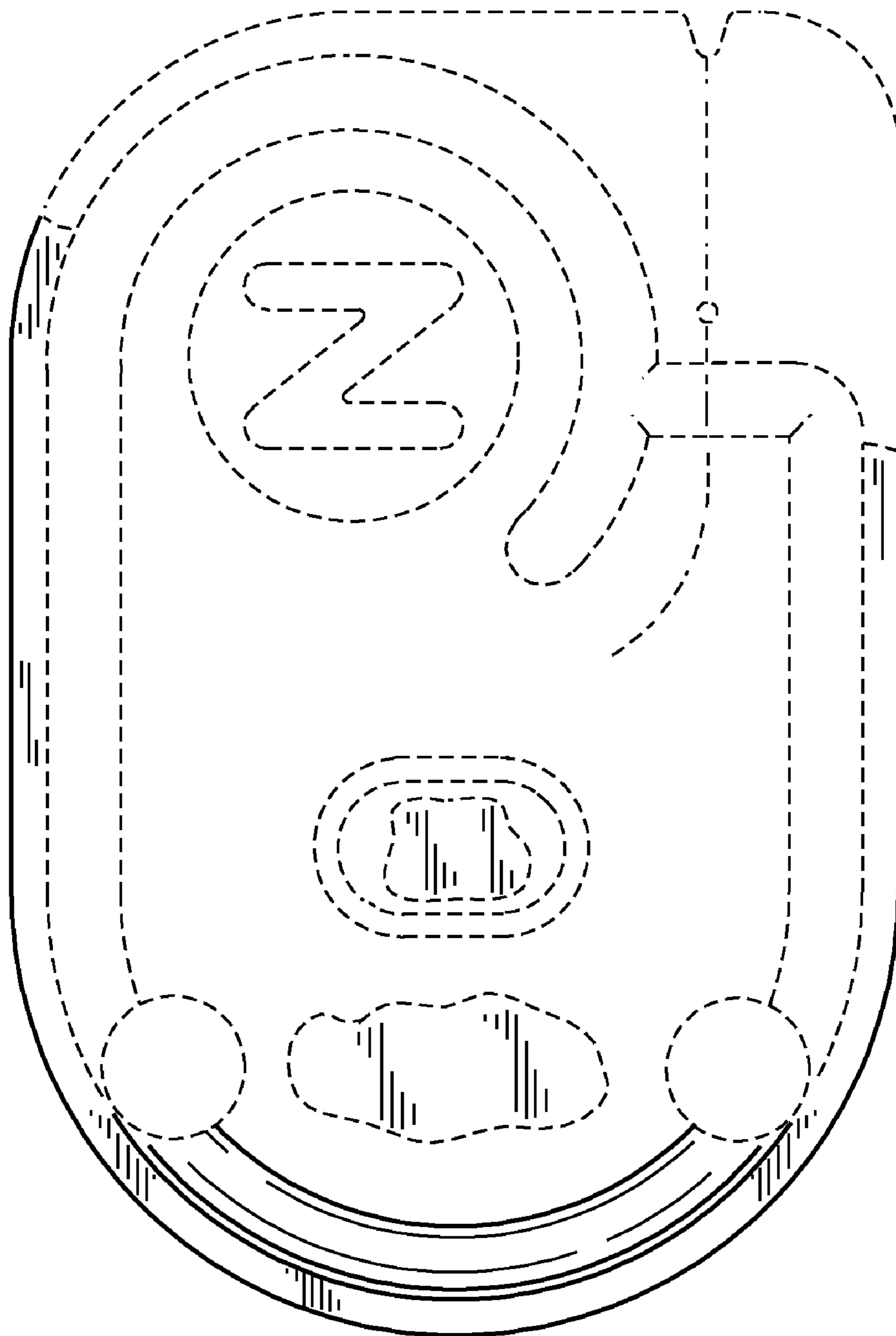


FIG. 2

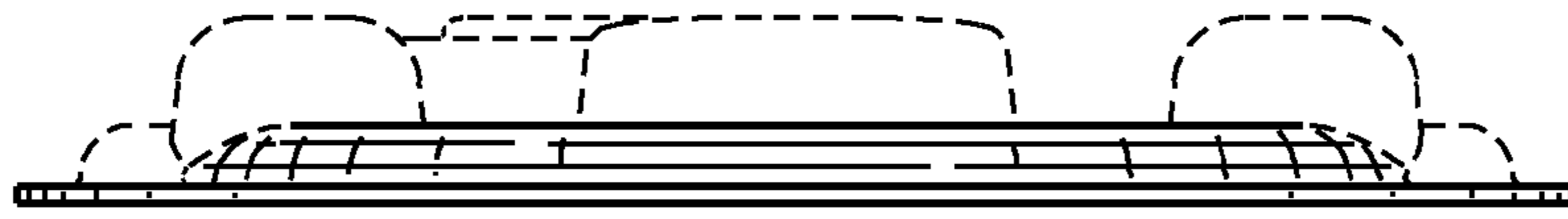


FIG. 3

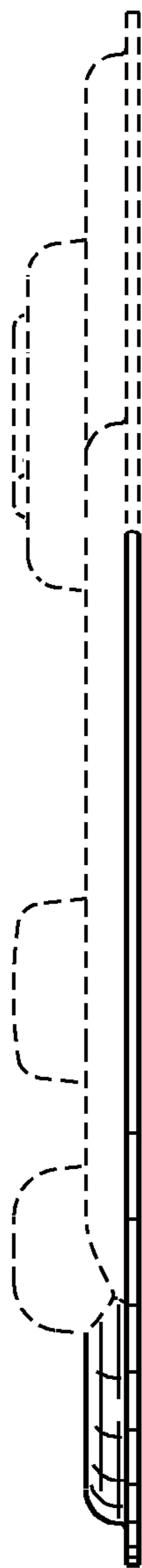


FIG. 4

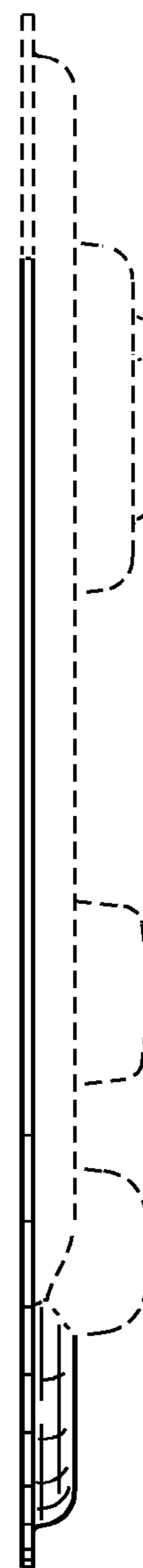


FIG. 5