



US00D620352S

(12) **United States Design Patent**
Liipola et al.

(10) **Patent No.:** **US D620,352 S**
(45) **Date of Patent:** **** Jul. 27, 2010**

(54) **HANDSET PACKAGING**

(75) Inventors: **Johanna Mirva Liipola**, Turku (FI);
Marjami Annu Ulkuniemi, Turku (FI);
Alexander Gregory Theodorou,
London (GB); **Savvakis Savva**, London
(GB)

(73) Assignee: **Nokia Corporation**, Espoo (FI)

(**) Term: **14 Years**

(21) Appl. No.: **29/342,674**

(22) Filed: **Aug. 28, 2009**

(51) **LOC (9) Cl.** **09-03**

(52) **U.S. Cl.** **D9/432**

(58) **Field of Classification Search** D9/430-433,
D9/414, 418, 420-424; D3/272; 206/267,
206/269, 270, 273, 299, 737, 740, 822; 229/100,
229/101, 101.3, 106, 108-112, 114-117,
229/117.05-117.09, 117.24-117.26, 221,
229/222, 227, 902, 939, 941, 942

See application file for complete search history.

(56) **References Cited**

U.S. PATENT DOCUMENTS

390,307	A *	10/1888	Munson	229/120.17
1,809,335	A *	6/1931	Golden	206/273
2,262,803	A *	11/1941	Huffield	229/221
2,858,013	A *	10/1958	Vines et al.	229/112
3,126,092	A *	3/1964	Maron	206/246
3,622,064	A *	11/1971	Carter et al.	206/557
D229,037	S *	11/1973	Funahashi	D9/432
4,487,311	A *	12/1984	Lavery	206/499
5,335,845	A *	8/1994	Liu	229/120.18

D373,723	S *	9/1996	Healey	D9/759
D373,724	S *	9/1996	Adams	D9/418
D433,630	S *	11/2000	Lubineau-Bigot et al.	D9/416
D455,958	S *	4/2002	Burrus	D9/433
7,172,110	B2 *	2/2007	Jackson	229/169
D574,230	S *	8/2008	Bowman et al.	D9/418
D588,449	S *	3/2009	Bova et al.	D9/418
D603,258	S *	11/2009	Taketomi et al.	D9/433
2004/0200891	A1 *	10/2004	Correll	229/120.05
2006/0266672	A1 *	11/2006	Young	206/776
2010/0006632	A1 *	1/2010	Conroy	229/120.18

* cited by examiner

Primary Examiner—Robert M Spear

Assistant Examiner—Karen Acker

(74) *Attorney, Agent, or Firm*—Banner & Witcoff, Ltd.

(57) **CLAIM**

The ornamental design for handset packaging, as shown and described.

DESCRIPTION

FIG. 1 is a perspective top view of handset packaging showing our new design;

FIG. 2 is a top view thereof;

FIG. 3 is a bottom view thereof;

FIG. 4 is a right side view thereof;

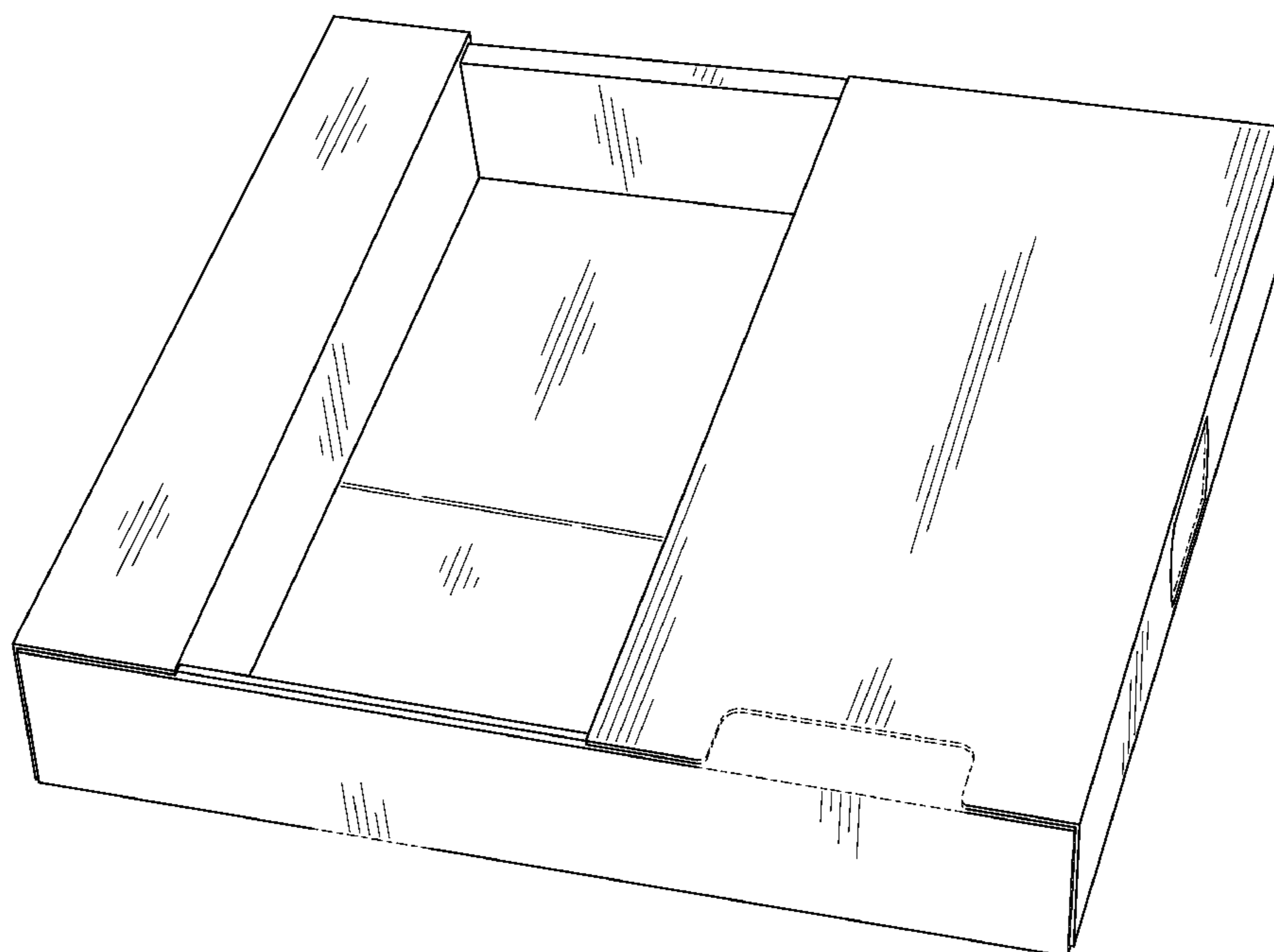
FIG. 5 is a left side view thereof;

FIG. 6 is a rear view thereof; and,

FIG. 7 is a front view thereof.

The broken lines in the figures represent unclaimed environmental subject matter and form no part of the claimed design.

1 Claim, 5 Drawing Sheets



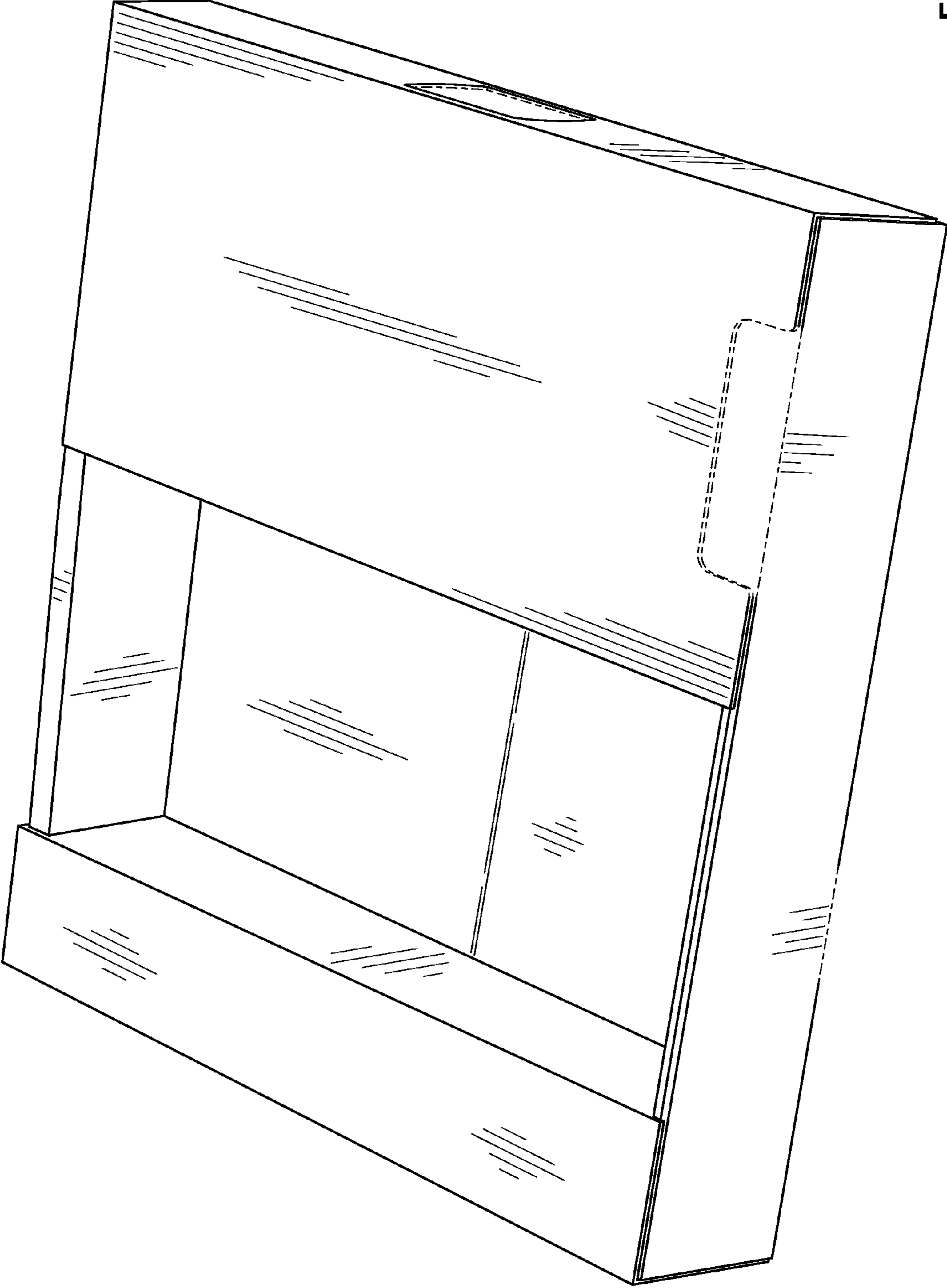


FIG. 1

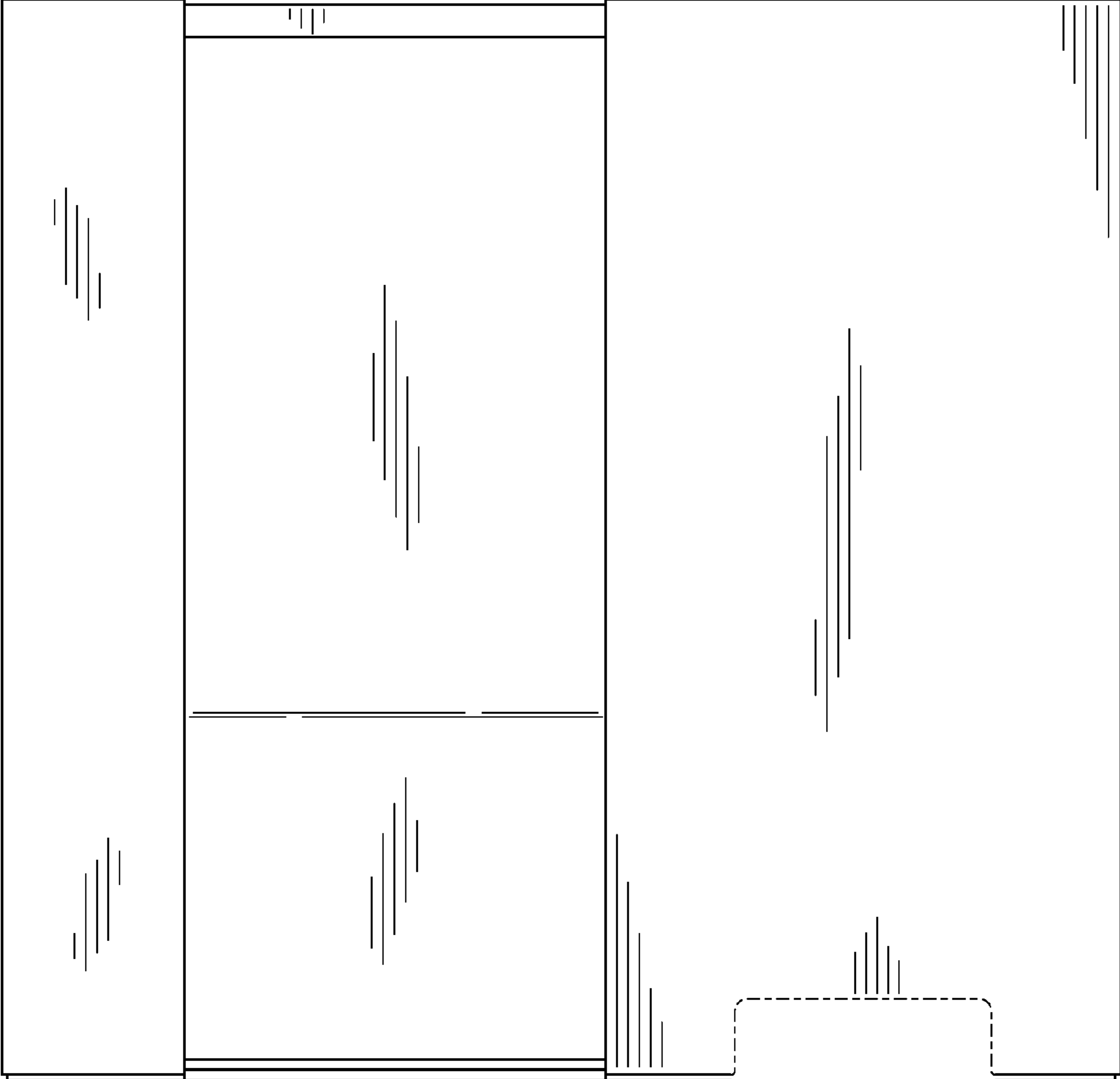


FIG. 2

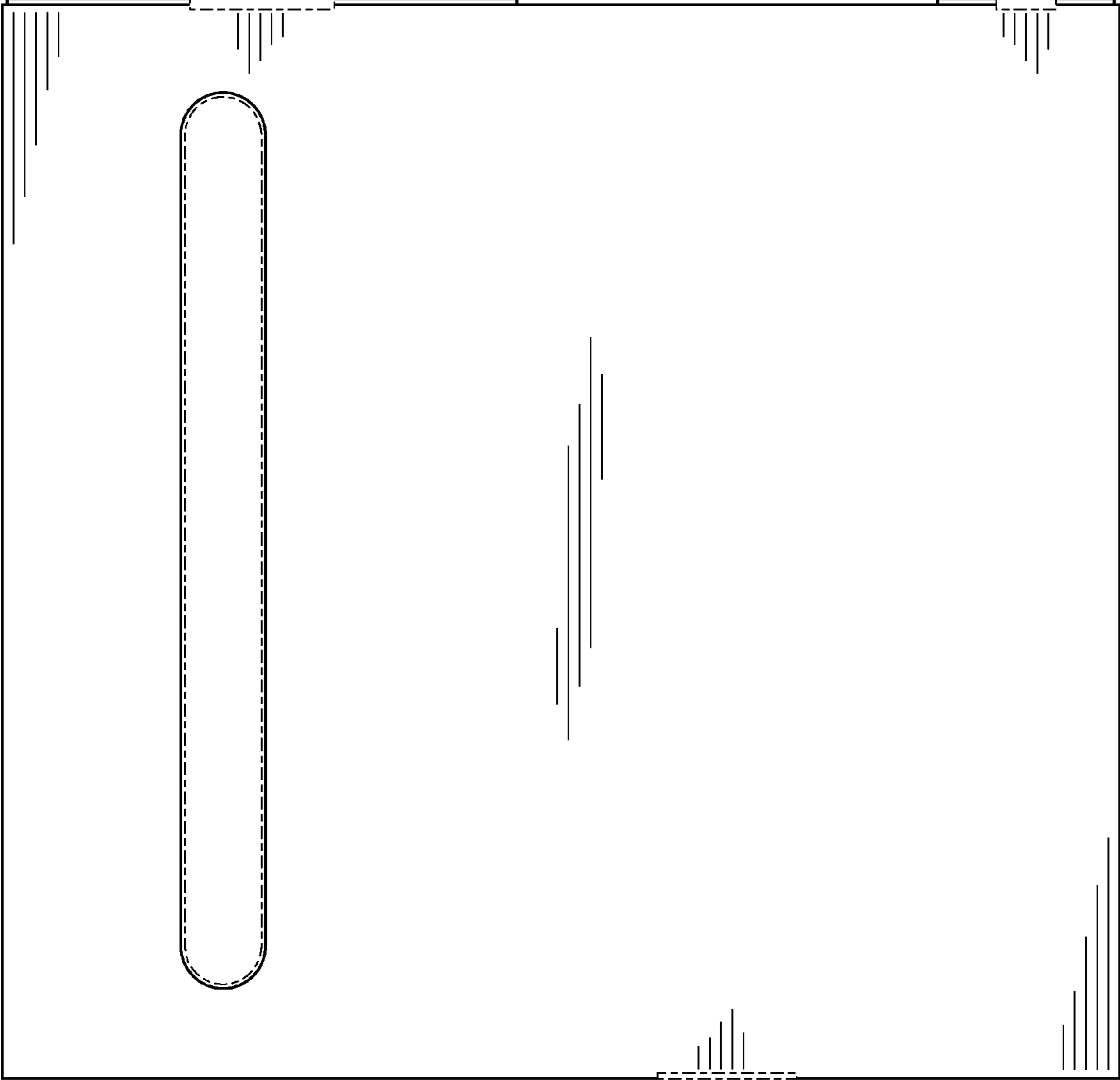


FIG. 3

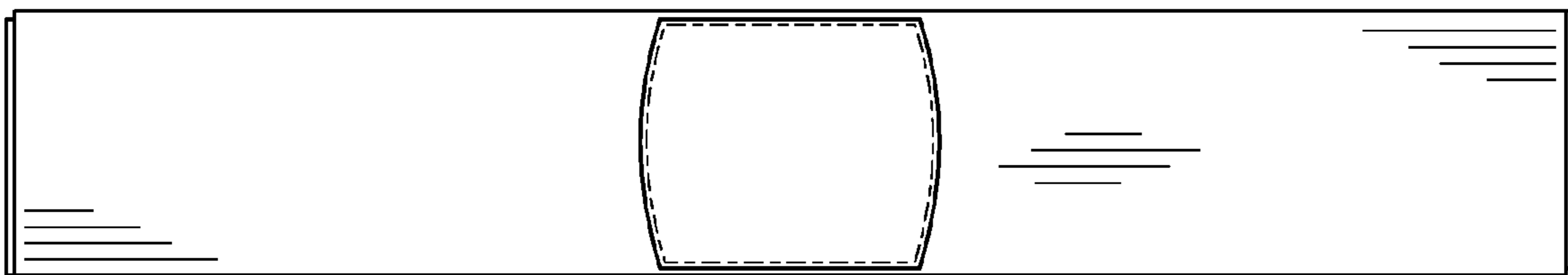


FIG. 4

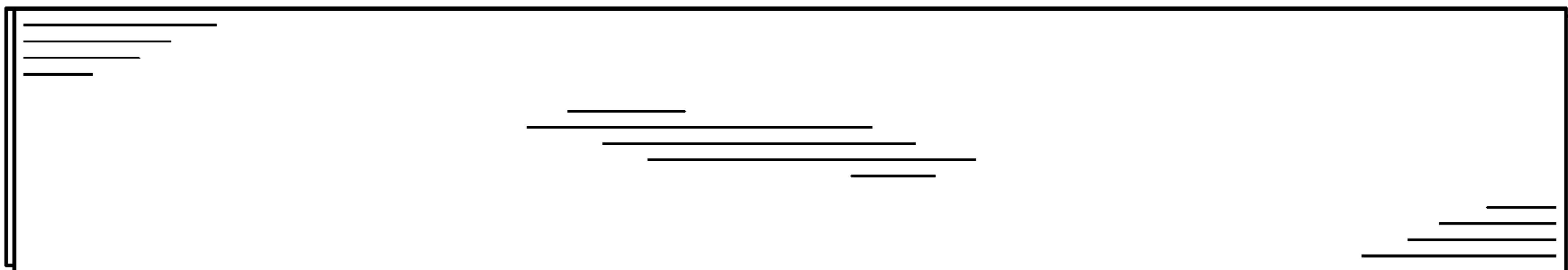


FIG. 5

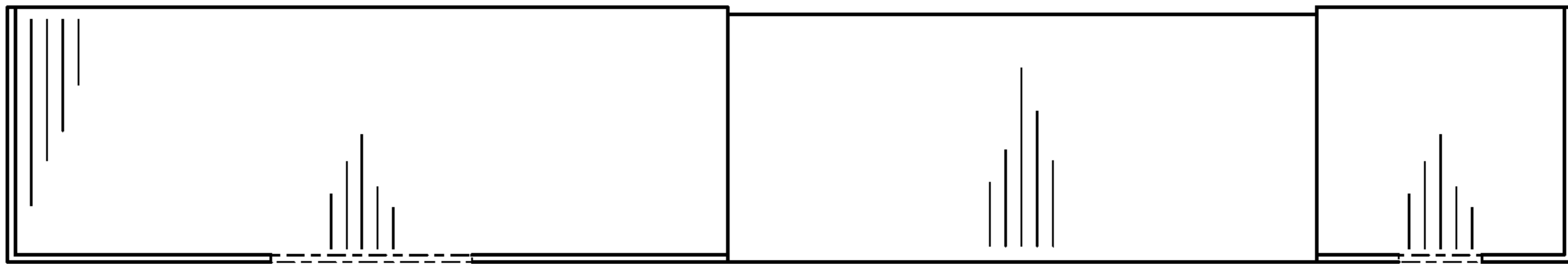


FIG. 6

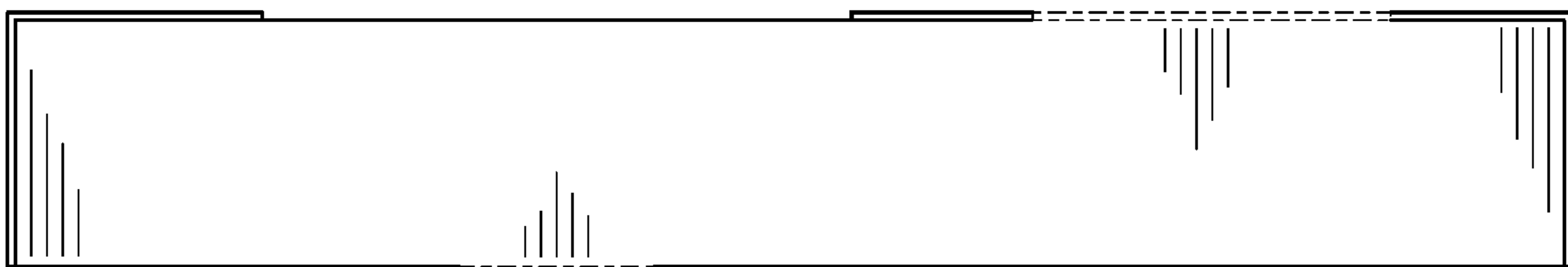


FIG. 7