



US00D620349S

(12) **United States Design Patent**  
**Frommeyer et al.**

(10) **Patent No.:** **US D620,349 S**  
(45) **Date of Patent:** **\*\* Jul. 27, 2010**

(54) **PLASTIC PRODUCT PACKAGING FOR DRILLING TOOLS**

(75) Inventors: **Joerg Frommeyer**, Wallenhorst (DE);  
**Christian Paul**, Muehlen (DE)

(73) Assignee: **Illinois Tool Works Inc.**, Glenview, IL  
(US)

(\*\*) Term: **14 Years**

(21) Appl. No.: **29/343,904**

(22) Filed: **Sep. 21, 2009**

(30) **Foreign Application Priority Data**

Mar. 20, 2009 (EM) ..... 001109532-0001

(51) **LOC (9) Cl.** ..... **09-03**

(52) **U.S. Cl.** ..... **D9/415**

(58) **Field of Classification Search** ..... D9/711,  
D9/715, 718, 722, 414, 415, 424, 434, 435,  
D9/436, 455, 457, 499; 206/349, 372-379,  
206/461-471, 477-483, 493, 806  
See application file for complete search history.

(56) **References Cited**

**U.S. PATENT DOCUMENTS**

5,785,174 A \* 7/1998 Chow ..... 206/349  
D413,260 S \* 8/1999 Vasudeva ..... D9/415  
D438,462 S \* 3/2001 Nichol ..... D9/415  
D481,543 S \* 11/2003 Chen ..... D3/315  
6,854,597 B1 \* 2/2005 Ali et al. .... 206/349  
D514,927 S \* 2/2006 Helfrich ..... D9/415

D520,875 S \* 5/2006 Wheeler et al. .... D9/457  
7,416,082 B2 \* 8/2008 Roesler ..... 206/379  
2005/0067307 A1 \* 3/2005 Kao ..... 206/349  
2007/0080086 A1 \* 4/2007 Dreps ..... 206/495

**FOREIGN PATENT DOCUMENTS**

EP 1103482 A2 \* 5/2001

\* cited by examiner

*Primary Examiner*—Catherine Tuttle

(74) *Attorney, Agent, or Firm*—Lowe Hauptman Ham &  
Berner, LLP

(57) **CLAIM**

The ornamental design for a plastic product packaging for drilling tools, as shown and described.

**DESCRIPTION**

FIG. 1 is a top, left, front perspective view of a plastic product packaging for drilling tools showing our new design;

FIG. 2 is an enlarged scale left-side view thereof;

FIG. 3 is a right-side view thereof;

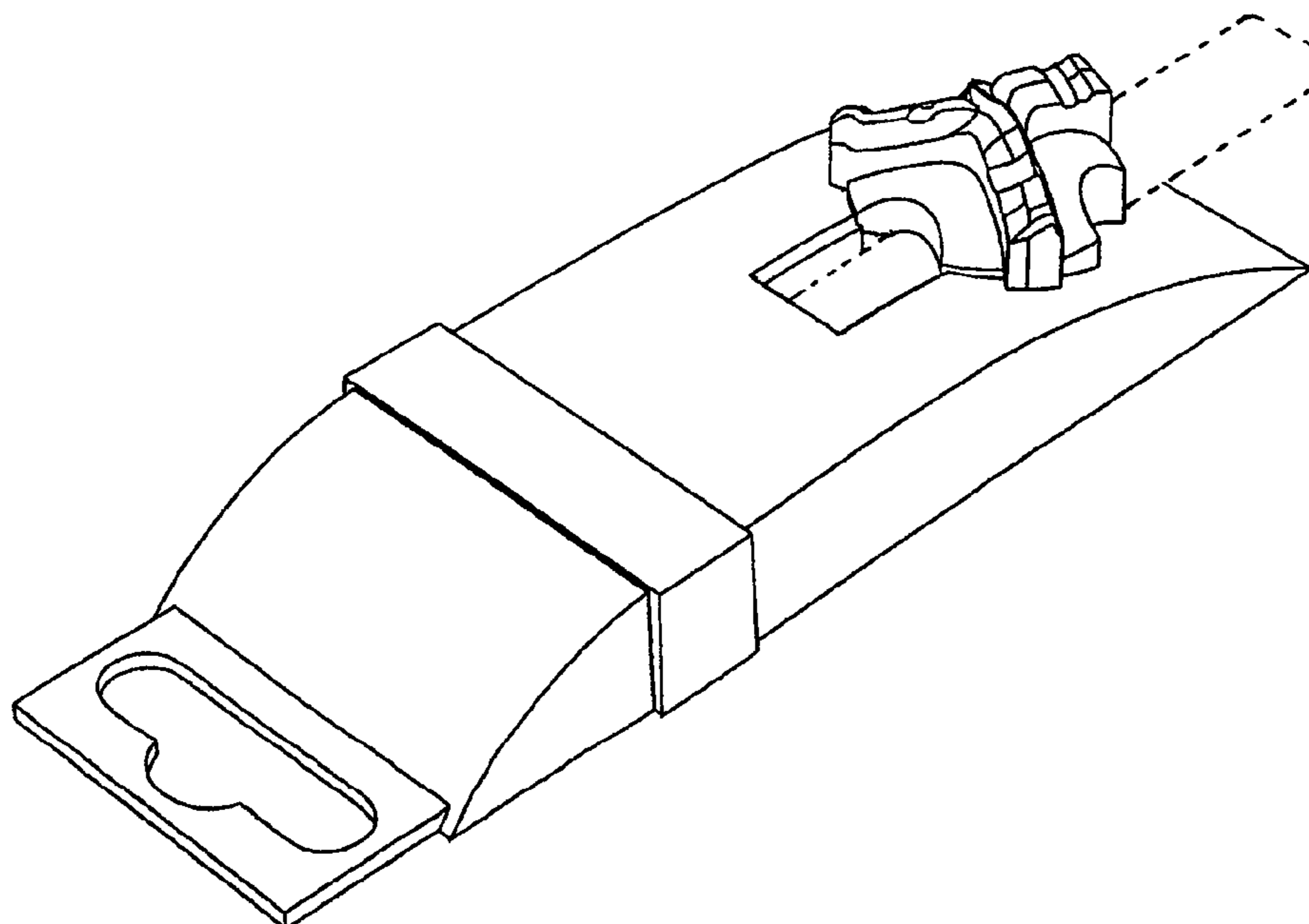
FIG. 4 is a top view thereof;

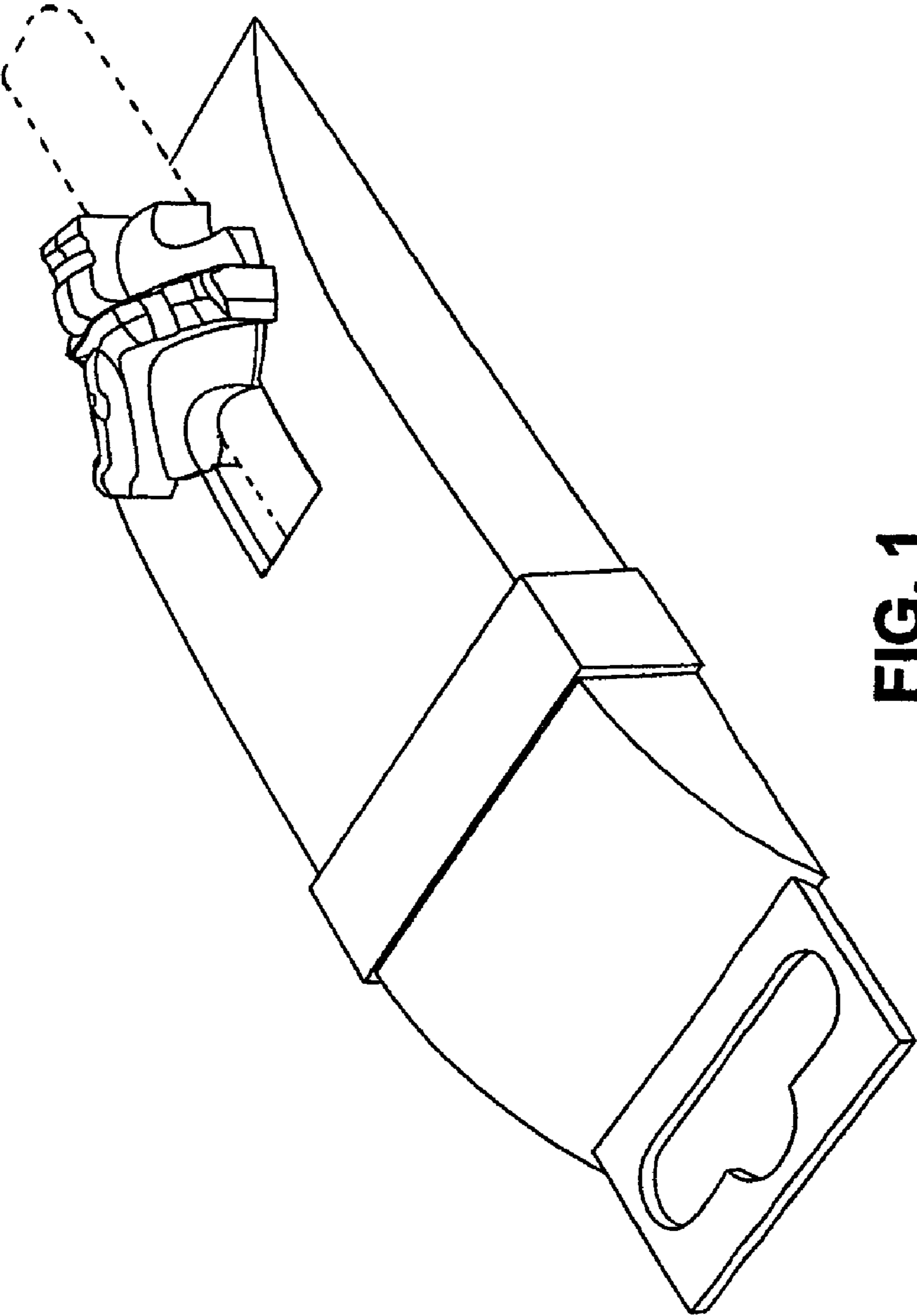
FIG. 5 is a bottom view thereof; and,

FIG. 6 is a reduced scale rear, left, bottom perspective view thereof.

The broken lines showing a cylindrical shaft in association with the product packaging are for illustrative purposes only; and form no part of the claimed design.

**1 Claim, 5 Drawing Sheets**





**FIG. 1**




FIG. 2




FIG. 3

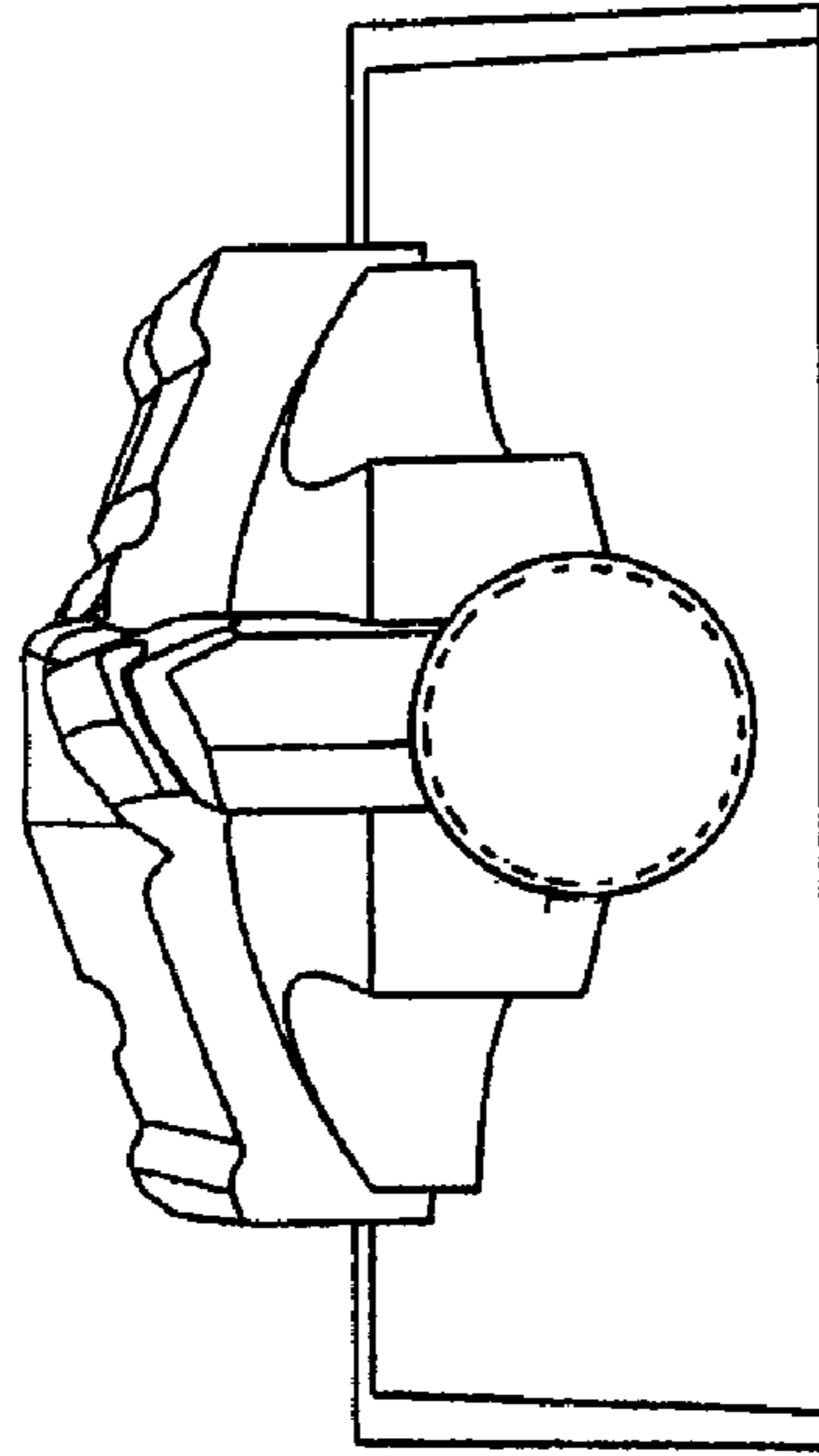


FIG. 5

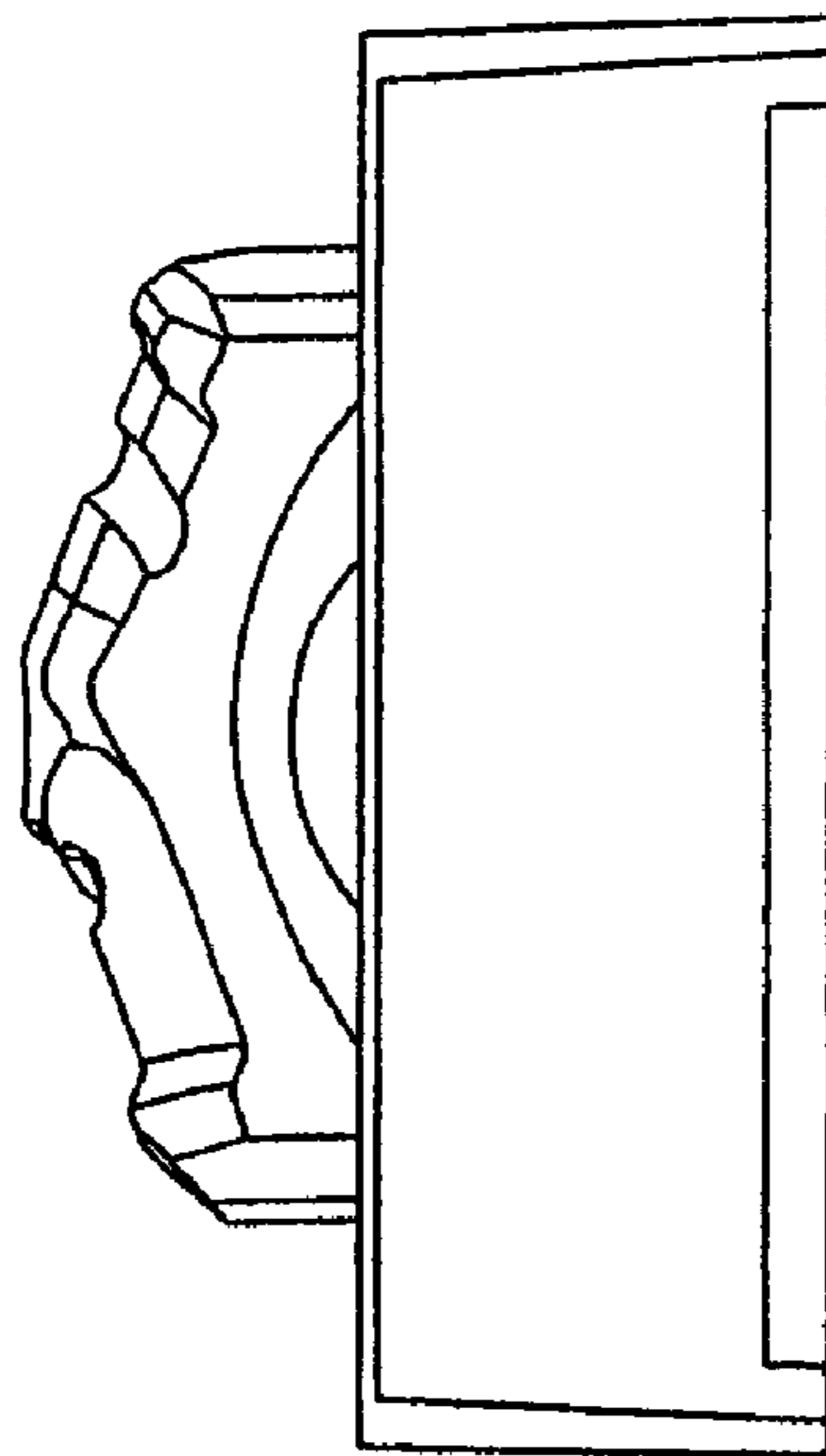


FIG. 4

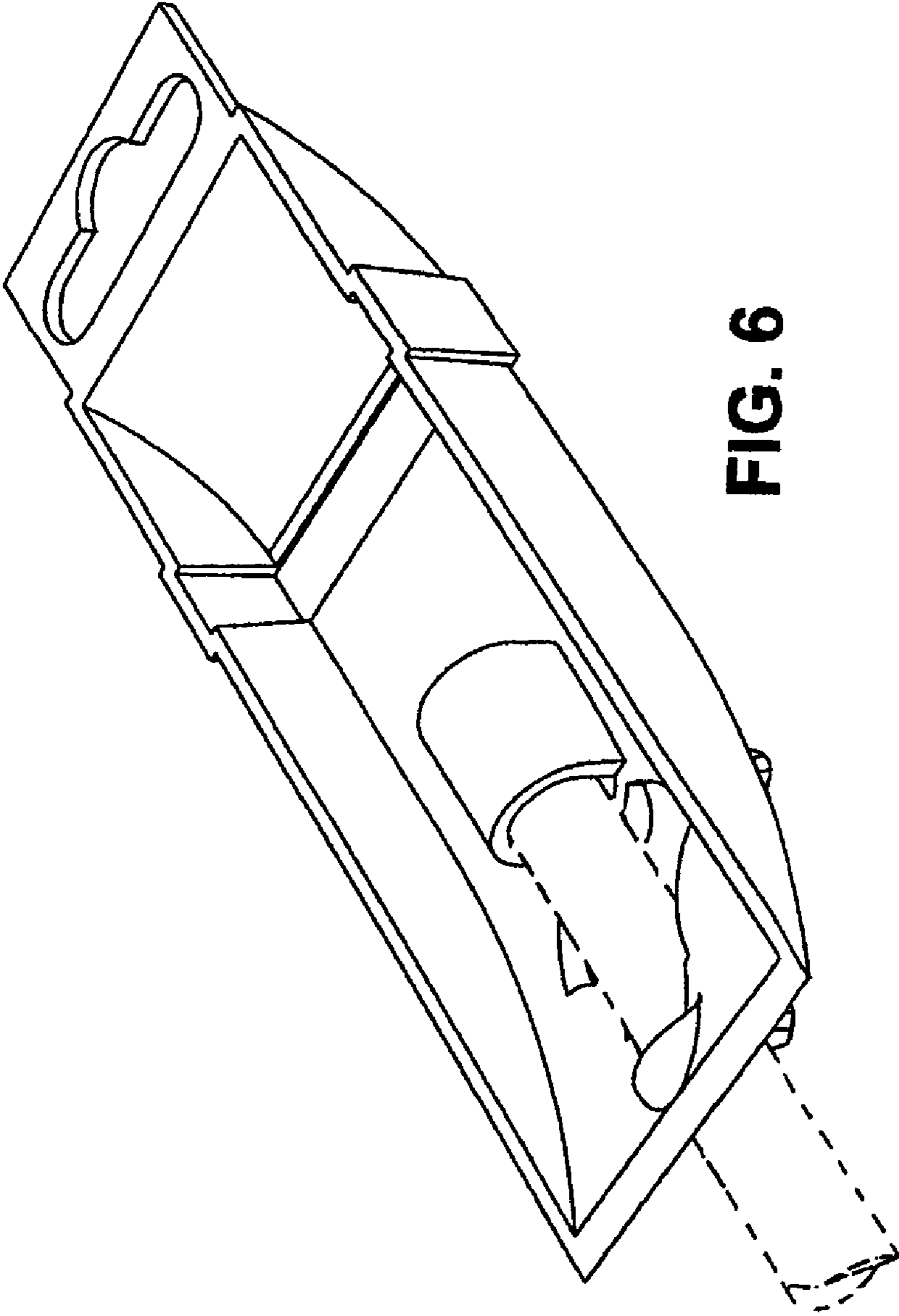


FIG. 6