



US00D620345S

(12) **United States Design Patent**  
**Sjöholm et al.**

(10) **Patent No.:** **US D620,345 S**  
(45) **Date of Patent:** **\*\* Jul. 27, 2010**

(54) **ROLLER CARRIER FOR SLIDING ELEMENTS**

(76) Inventors: **Jarmo Sjöholm**, Hovitie 20 A, 01380 Vantaa (FI); **Panu Veijalainen**, Vehaksenkuja 6, 02330 Espoo (FI)

(\*\*) Term: **14 Years**

(21) Appl. No.: **29/328,262**

(22) Filed: **Nov. 21, 2008**

(30) **Foreign Application Priority Data**

May 23, 2008 (EM) ..... 000946215

(51) **LOC (9) Cl.** ..... **08-05**

(52) **U.S. Cl.** ..... **D8/373**

(58) **Field of Classification Search** ..... D8/363, D8/367, 371, 373, 377, 382, 383; 248/301-304, 248/307, 316.1, 339

See application file for complete search history.

(56) **References Cited**

**U.S. PATENT DOCUMENTS**

350,751	A *	10/1886	Lane	.....	16/91
1,303,050	A *	5/1919	Flagge	.....	52/57
1,414,493	A *	5/1922	Albert	.....	52/57
1,555,582	A *	9/1925	Jordan	.....	52/57
1,746,839	A *	2/1930	Main et al.	.....	446/100
4,240,412	A *	12/1980	James	.....	601/23
4,288,891	A *	9/1981	Boden	.....	24/115 G
D298,215	S *	10/1988	Davis	.....	D8/373
D308,731	S *	6/1990	Maglica et al.	.....	D8/396

D321,471	S *	11/1991	Stumpf et al.	.....	D8/400
D367,222	S *	2/1996	Ikeda	.....	D8/383
D374,607	S *	10/1996	Shoda	.....	D8/382
D387,973	S *	12/1997	Layman	.....	D8/377
D392,555	S *	3/1998	Glickman et al.	.....	D8/382
D423,919	S *	5/2000	Galinski	.....	D8/382
D513,170	S *	12/2005	Byers	.....	D8/382
D595,120	S *	6/2009	Plowman	.....	D8/356
2008/0202032	A1 *	8/2008	Loidolt	.....	49/413

\* cited by examiner

*Primary Examiner*—Sandra Snapp

*Assistant Examiner*—Patricia Palasik

(74) *Attorney, Agent, or Firm*—Banner & Witcoff, Ltd.

(57) **CLAIM**

The ornamental design for a roller carrier for sliding elements, as shown and described.

**DESCRIPTION**

FIG. 1 is a perspective front view of a roller carrier for sliding elements showing our new design;

FIG. 2 is a front view thereof;

FIG. 3 is a rear view thereof;

FIG. 4 is a left side view thereof;

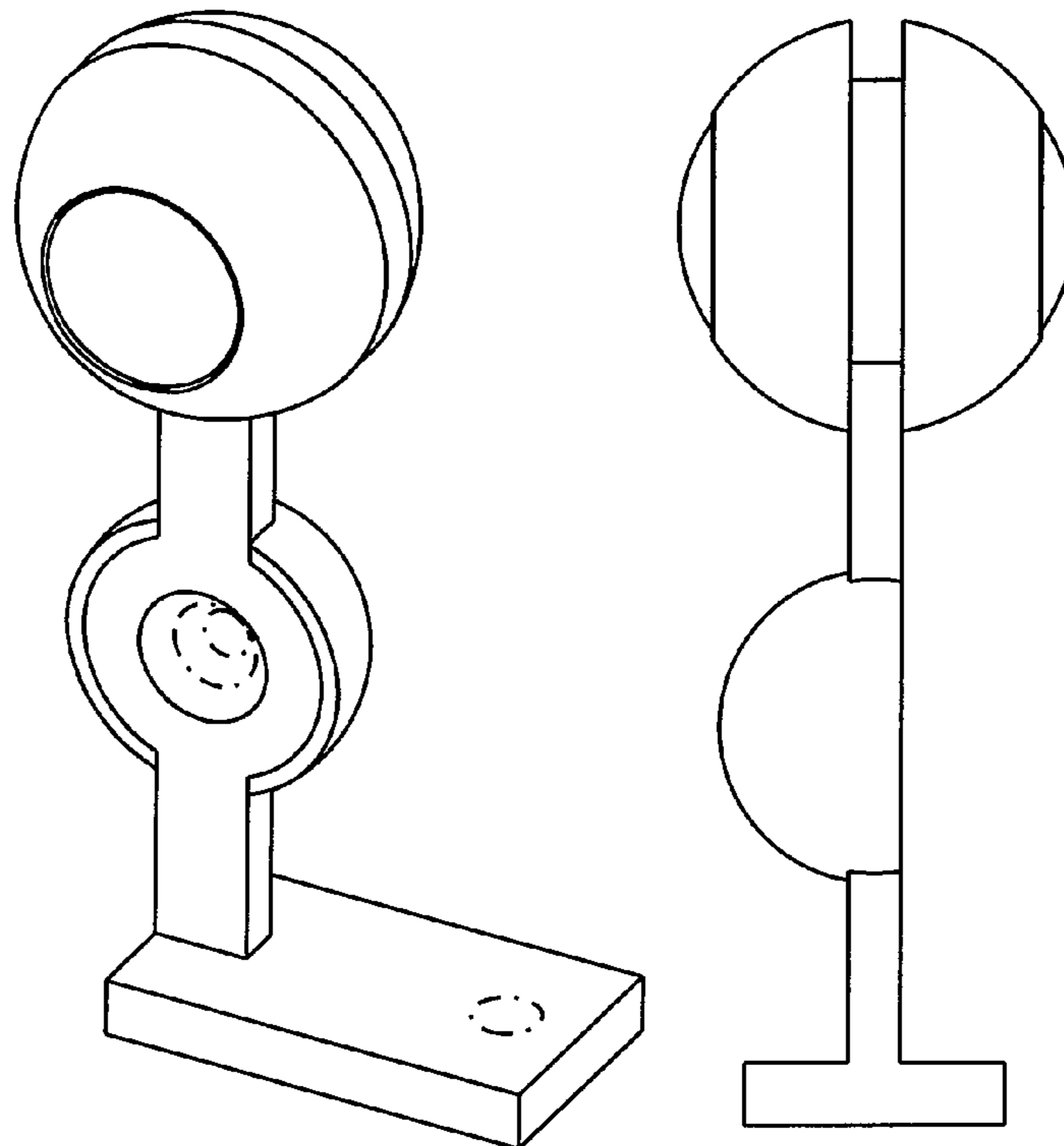
FIG. 5 is a right side view thereof;

FIG. 6 is a top plan view thereof; and,

FIG. 7 is a bottom plan view thereof.

The broken lines in the drawings depict unclaimed environmental subject matter.

**1 Claim, 7 Drawing Sheets**






FIG. 1

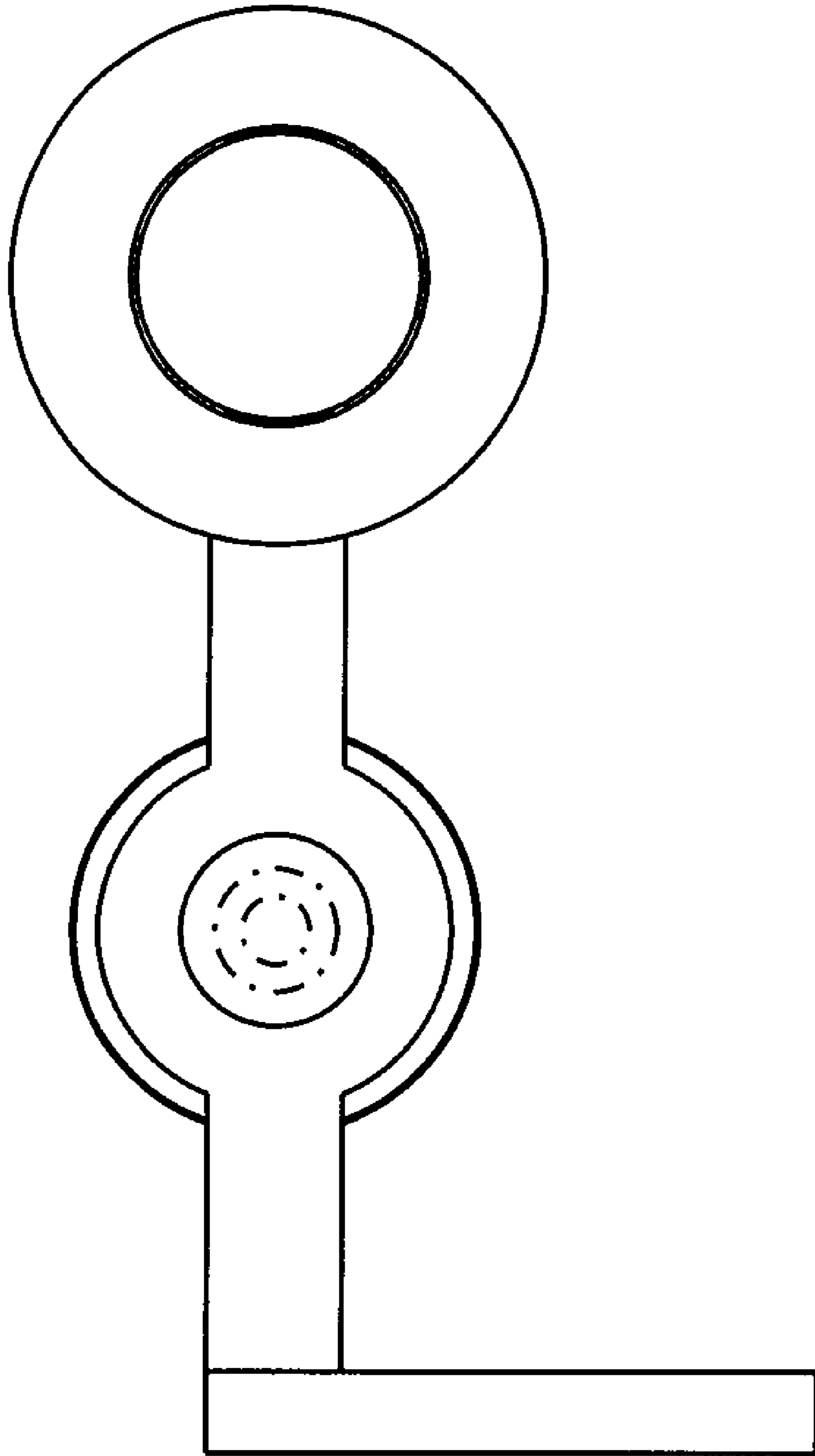


FIG. 2

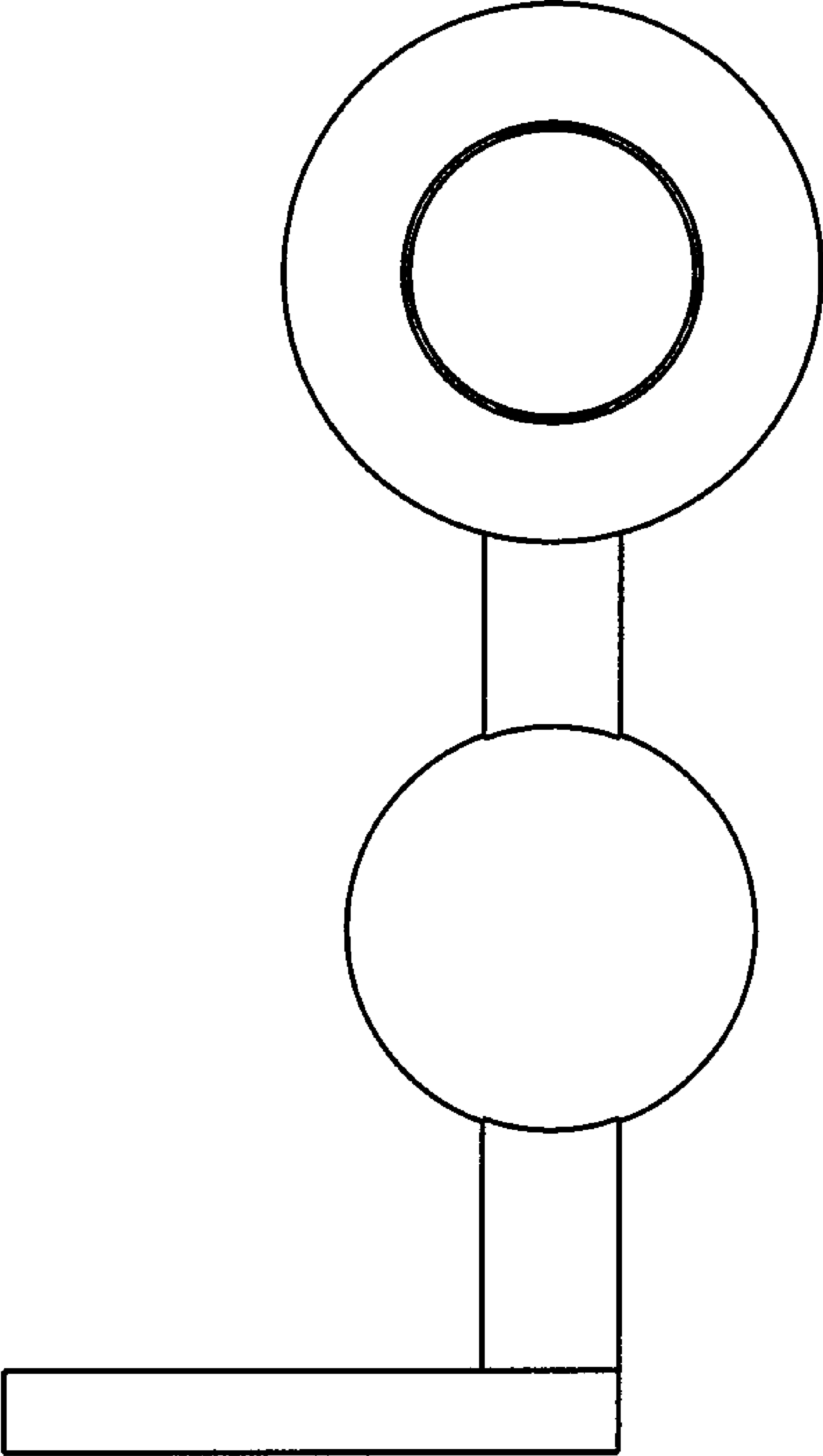


FIG. 3

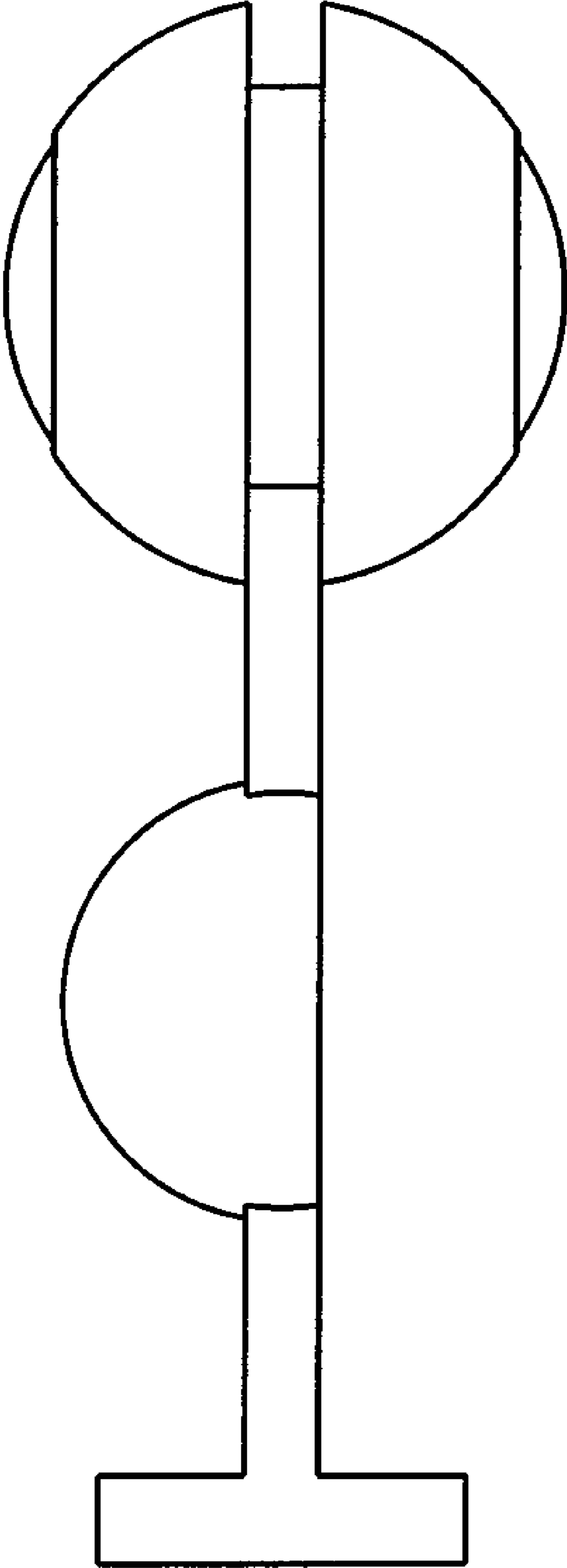


FIG. 4

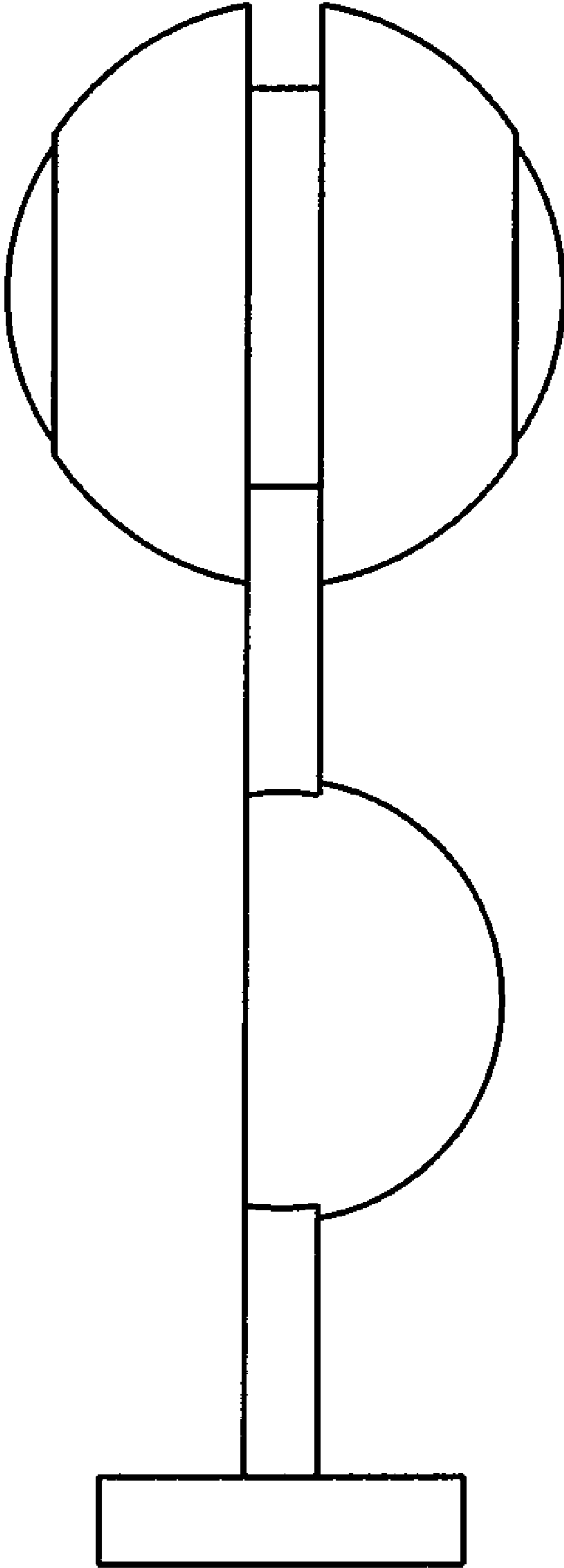


FIG. 5

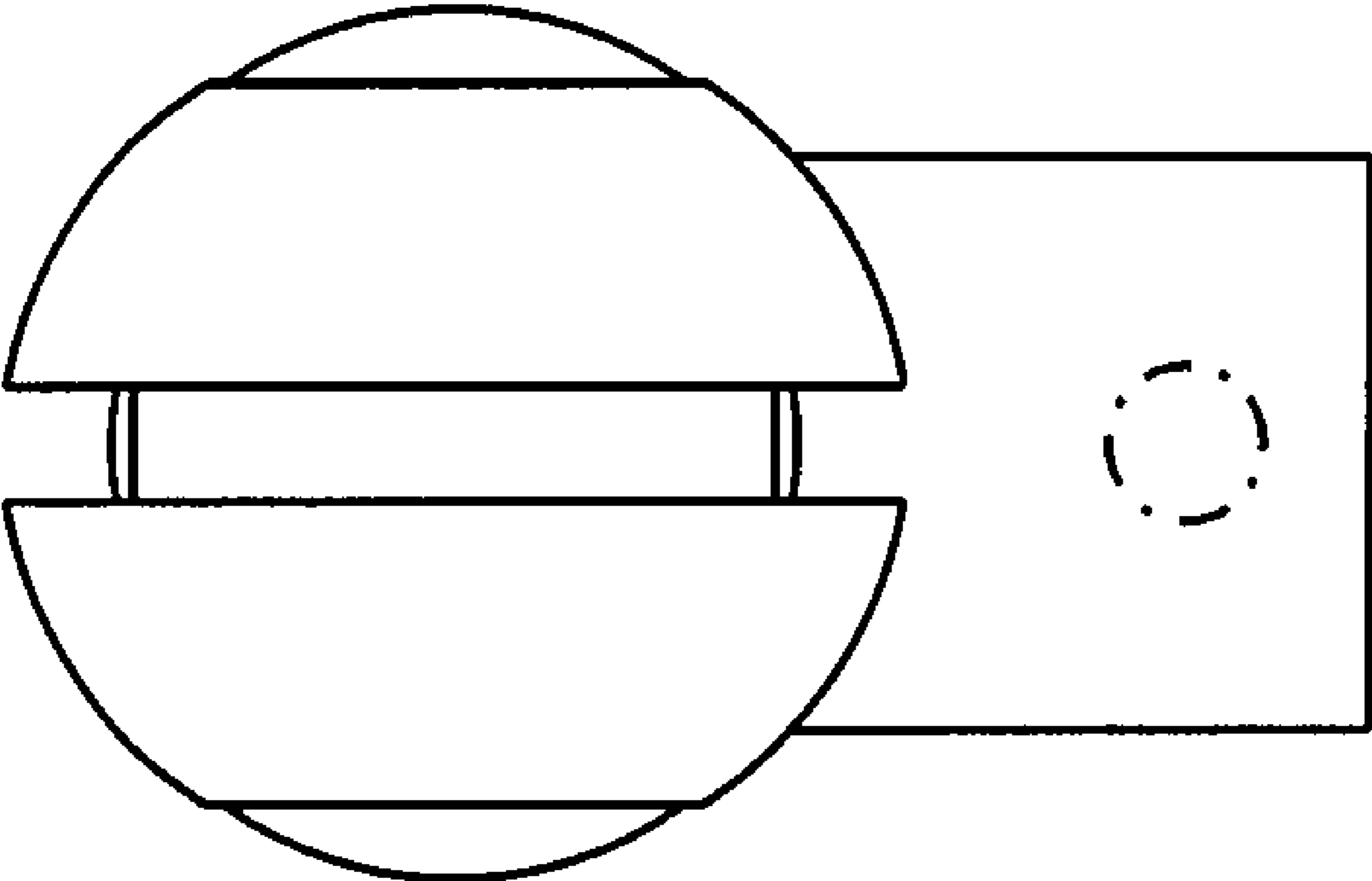


FIG. 6

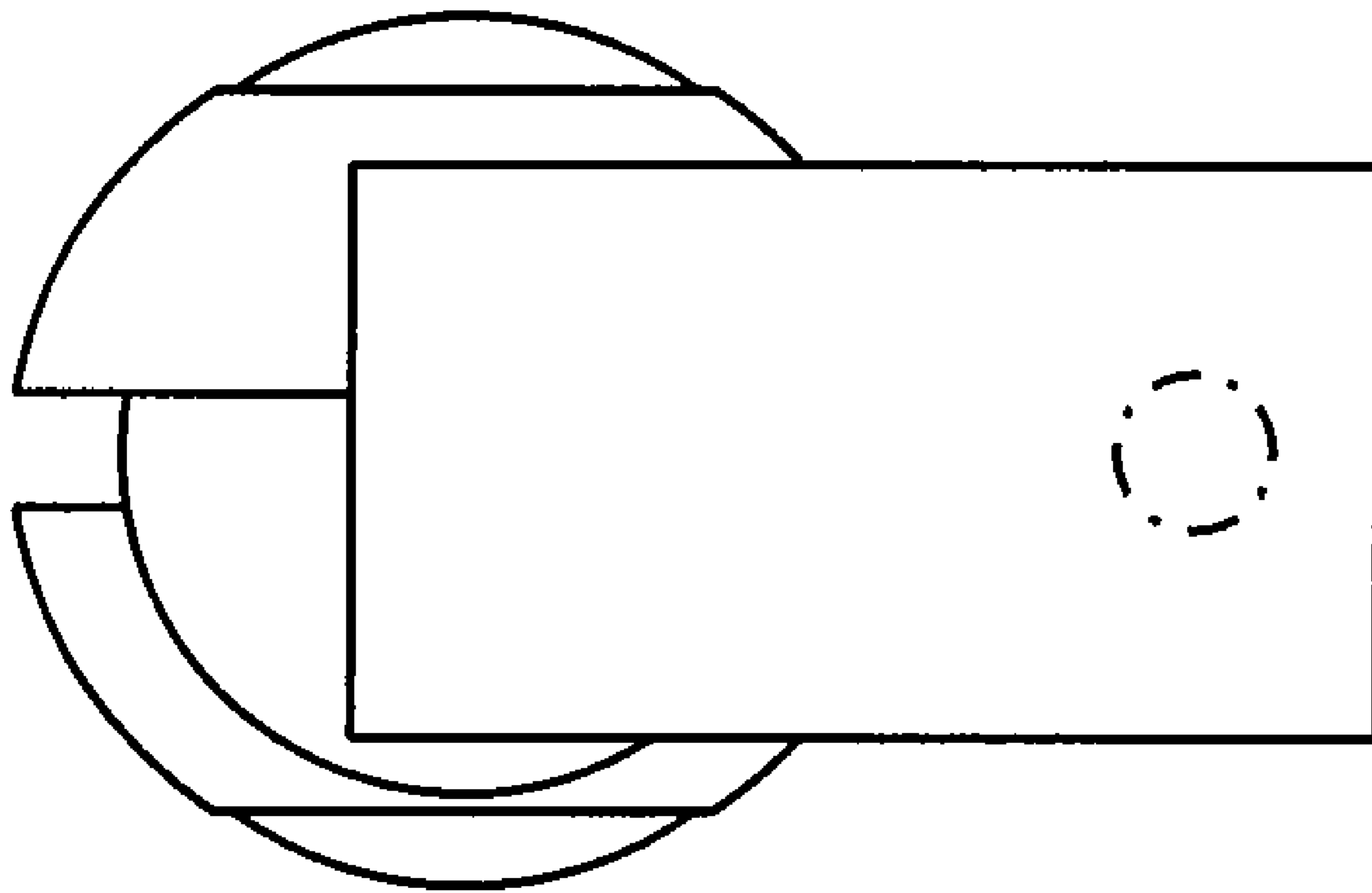


FIG. 7