



US00D620330S

(12) **United States Design Patent**
Krumpe et al.

(10) **Patent No.:** **US D620,330 S**

(45) **Date of Patent:** **** Jul. 27, 2010**

(54) **FASTENING TOOL**

(75) Inventors: **Geraint Krumpe**, Chicago, IL (US);
Michael Reedy, Chicago, IL (US);
Victor Hoernig, Lowell, IN (US); **Marc Bickler**,
Charlotte, NC (US); **Gregg J. Malanga**, Wayne, NJ (US)

(73) Assignee: **Arrow Fastener Co., LLC**, Saddle Brook, NJ (US)

(**) Term: **14 Years**

(21) Appl. No.: **29/357,869**

(22) Filed: **Mar. 18, 2010**

(51) **LOC (9) Cl.** **19-02**

(52) **U.S. Cl.** **D8/49**

(58) **Field of Classification Search** D8/48,
D8/49, 50, 61, 68, 69, 70; D19/72, 73, 65,
D19/69; D21/532; D24/145; 7/158, 160;
227/4, 5, 6, 7, 8, 120, 127, 128, 131, 132,
227/134, 144, 156, 175.1; 606/139, 143,
606/153, 219

See application file for complete search history.

(56) **References Cited**

U.S. PATENT DOCUMENTS

4,450,998	A *	5/1984	Ruskin	227/8
D319,762	S *	9/1991	Chi	D8/49
5,107,390	A	4/1992	Goldner		
5,165,587	A	11/1992	Marks		
5,328,075	A	7/1994	Marks		
5,407,118	A	4/1995	Marks		
D360,119	S *	7/1995	Fealey	D8/49
D360,566	S *	7/1995	Marks et al.	D8/49
5,497,932	A	3/1996	Brewer et al.		
5,511,716	A	4/1996	Marks		
5,622,258	A	4/1997	Baublitz et al.		
D384,257	S	9/1997	Marks et al.		
D384,258	S	9/1997	Marks et al.		
5,664,722	A	9/1997	Marks		
5,699,949	A	12/1997	Marks		
5,735,444	A	4/1998	Wingert		

5,765,742	A	6/1998	Marks		
5,816,470	A	10/1998	Plato et al.		
5,884,829	A	3/1999	Wingert		
D411,422	S *	6/1999	Juhlin et al.	D8/49
D415,668	S *	10/1999	Elie	D8/49
5,988,478	A	11/1999	Marks		
D432,883	S	10/2000	Wingert		
6,131,788	A	10/2000	Marks		
6,145,728	A	11/2000	Marks		
6,173,877	B1	1/2001	Wingert		
D454,289	S *	3/2002	Huang	D8/49
6,355,892	B1	3/2002	Marks		
D466,773	S *	12/2002	Lin	D8/49
6,789,719	B2	9/2004	Shor		
D517,385	S *	3/2006	Arns	D8/49
D518,695	S *	4/2006	Hu	D8/49
7,097,088	B2	8/2006	Shor		
D531,469	S *	11/2006	Osberg et al.	D8/49
D534,402	S *	1/2007	Murray	D8/49

(Continued)

Primary Examiner—Austin Murphy

(74) *Attorney, Agent, or Firm*—Nirav D. Parikh; Edgar A. Zarins

(57) **CLAIM**

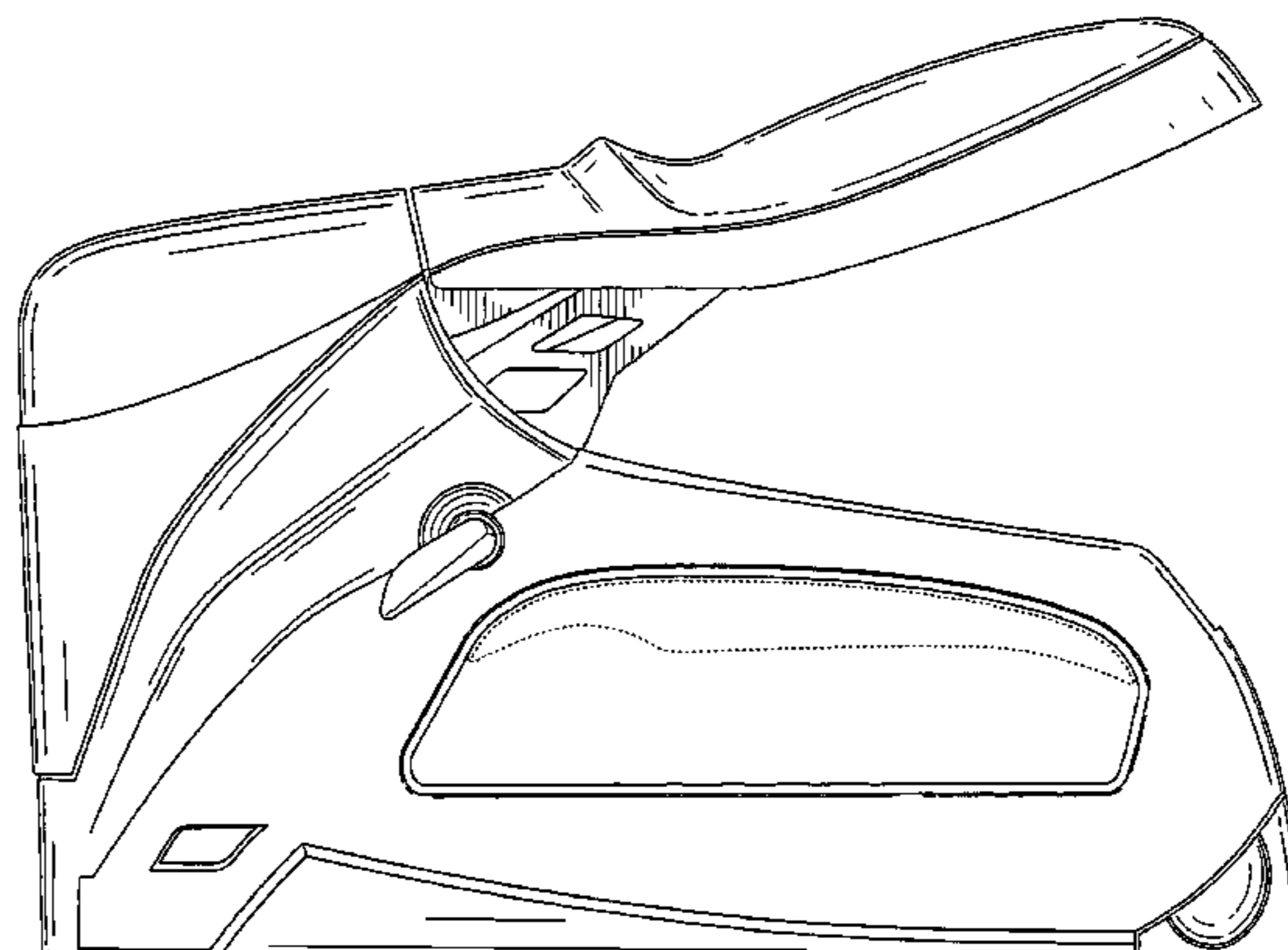
The ornamental design for a fastening tool, as shown and described.

DESCRIPTION

FIG. 1 is a perspective view thereof;
FIG. 2 is a left side elevational view thereof;
FIG. 3 is a right side elevational view thereof;
FIG. 4 is a front elevational view thereof;
FIG. 5 is a rear elevational view thereof;
FIG. 6 is a top plan view thereof;
FIG. 7 is a bottom plan view thereof; and,
FIG. 8 is a perspective view of the fastening tool in the actuated mode thereof.

The broken lines shown in the drawings represent unclaimed portions of the fastening tool and form no part of the claimed design.

1 Claim, 6 Drawing Sheets



US D620,330 S

Page 2

U.S. PATENT DOCUMENTS

D552,951 S	10/2007	Shor		D574,205 S	8/2008	Krushlin et al.
D553,459 S	10/2007	Shor		D578,365 S	10/2008	Mandel et al.
D553,460 S	10/2007	Shor		D580,246 S	11/2008	Mandel et al.
D560,987 S	2/2008	Krushlin et al.		7,503,400 B2	3/2009	Llewellyn
D561,550 S	2/2008	Krushlin et al.		7,506,789 B2	3/2009	Shor
7,344,026 B2	3/2008	Melgaard		D600,085 S	9/2009	Mandel et al.
D568,129 S *	5/2008	Arns	D8/49	D600,986 S	9/2009	Betsalel et al.
D568,130 S *	5/2008	Arns	D8/49	D604,576 S	11/2009	Betsalel et al.
D573,089 S	7/2008	Mandel et al.		7,637,407 B2	12/2009	Shor

* cited by examiner

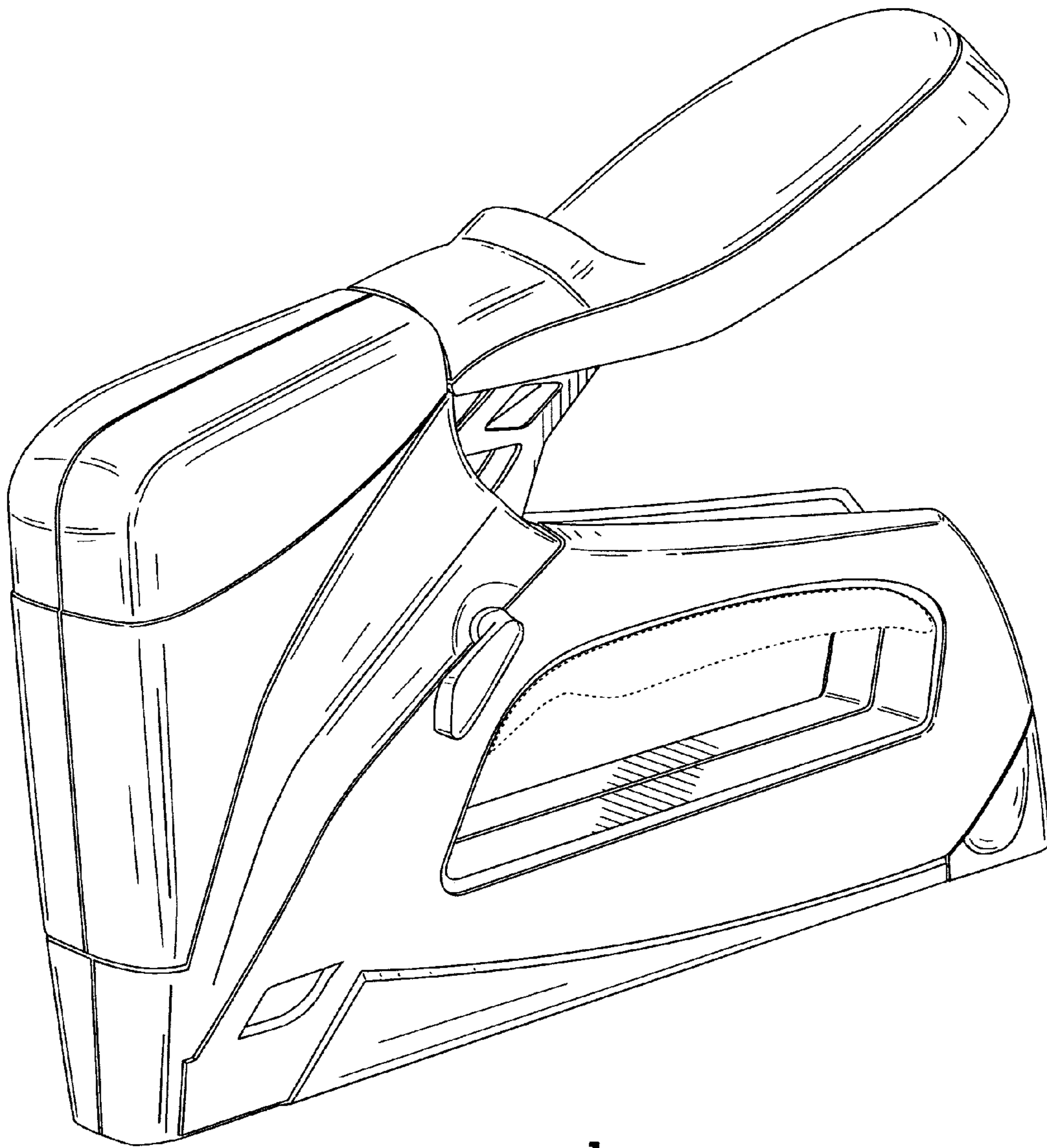


FIG. 1

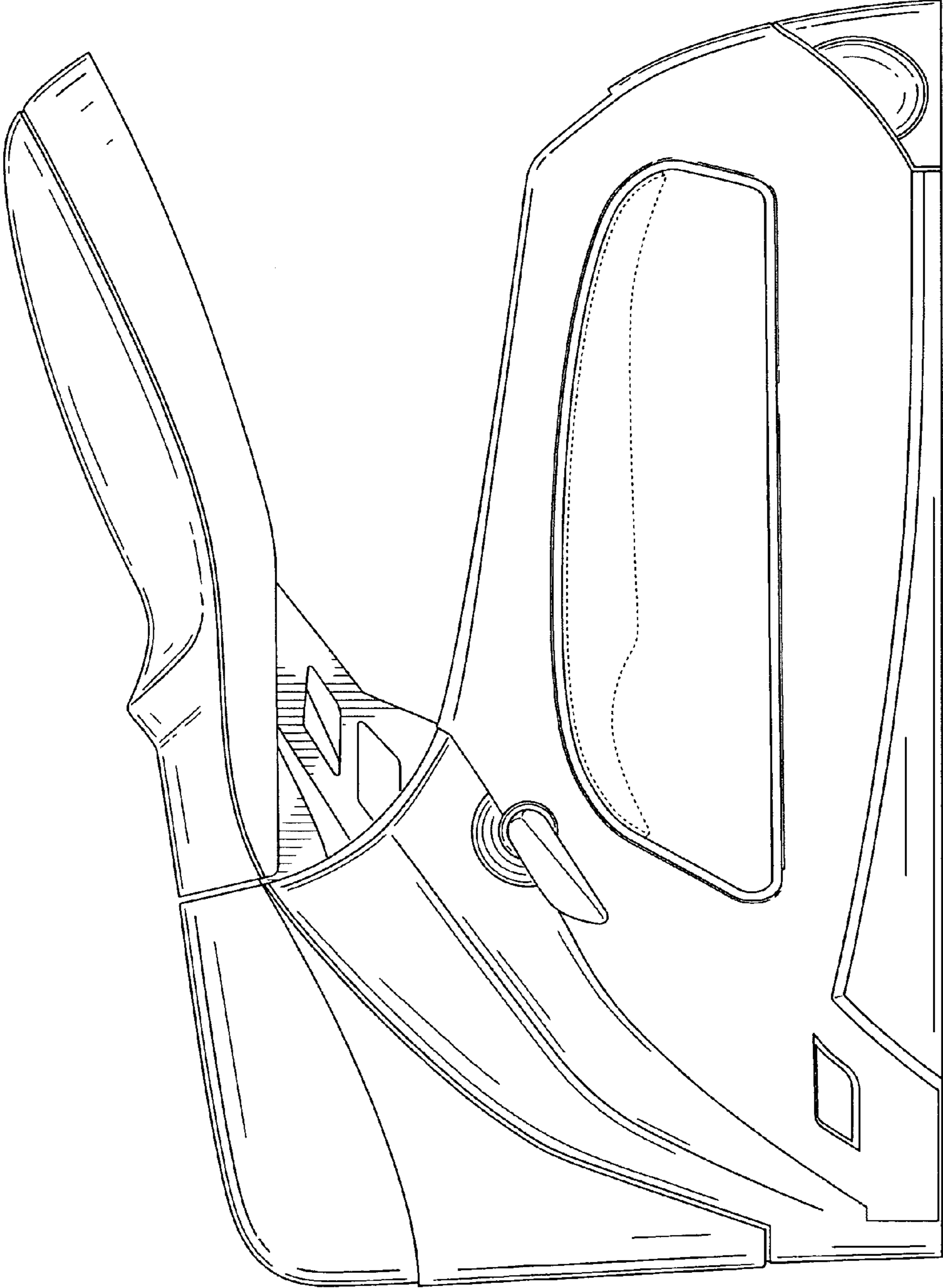


FIG. 2




FIG. 3

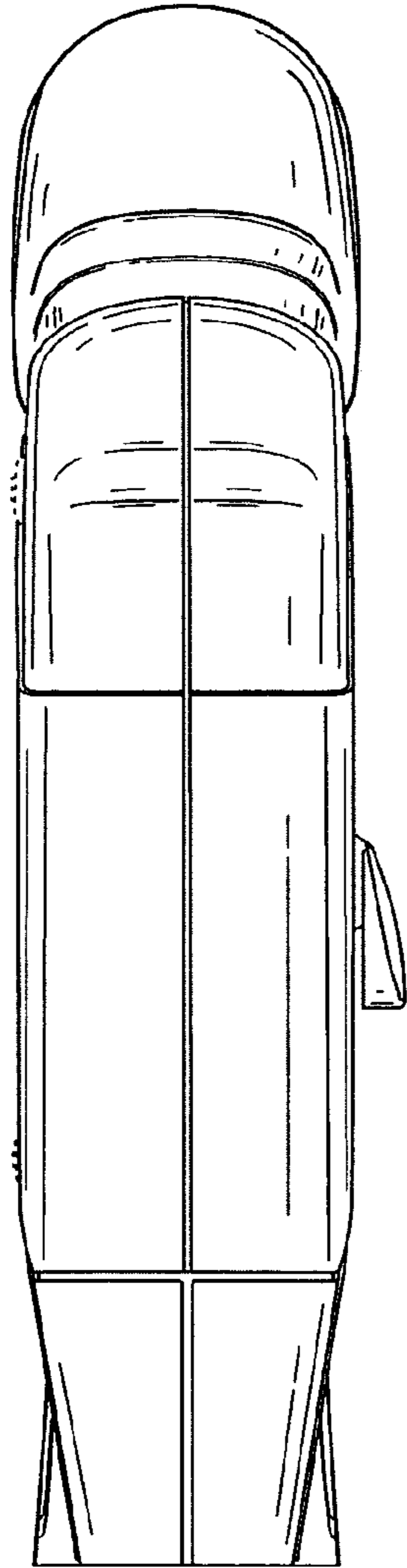


FIG. 4

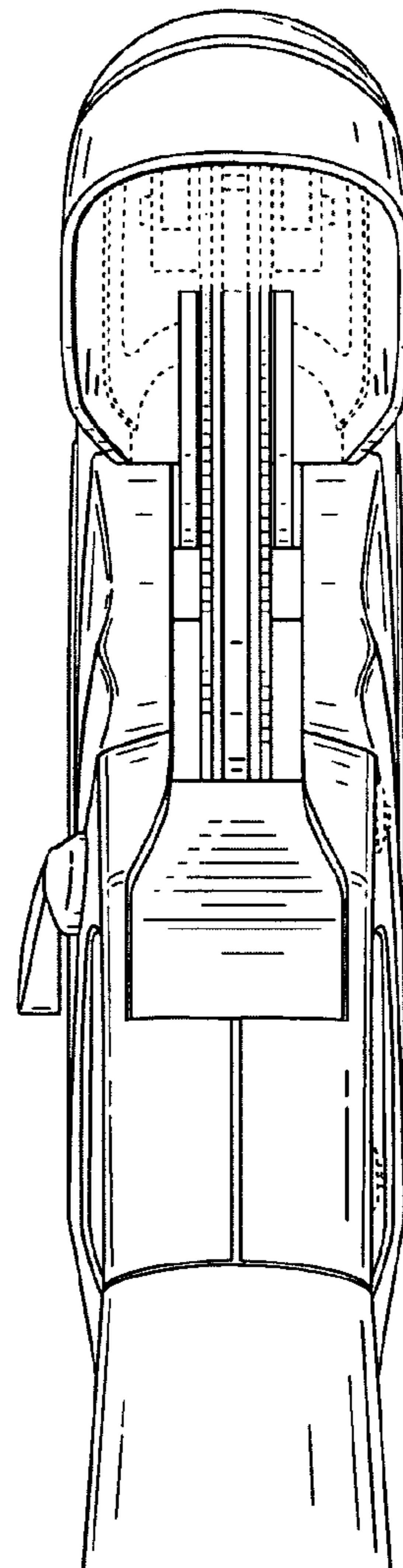


FIG. 5

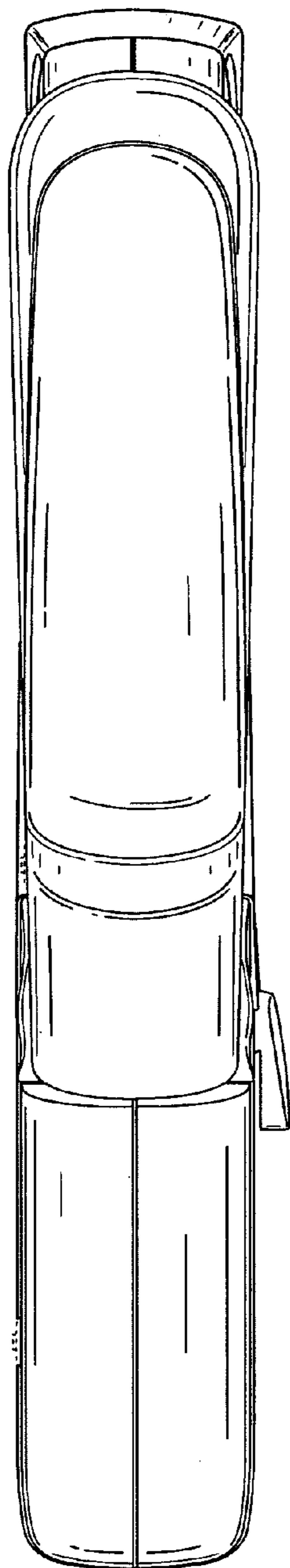


FIG. 6

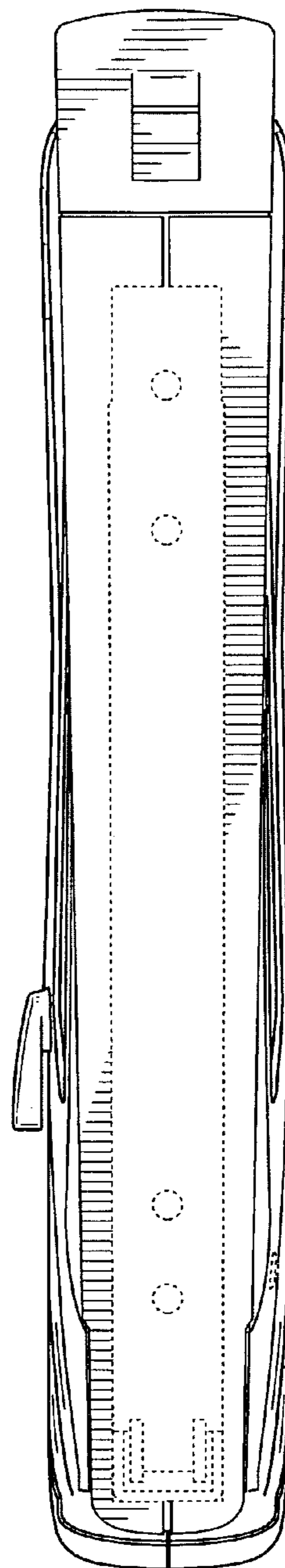


FIG. 7

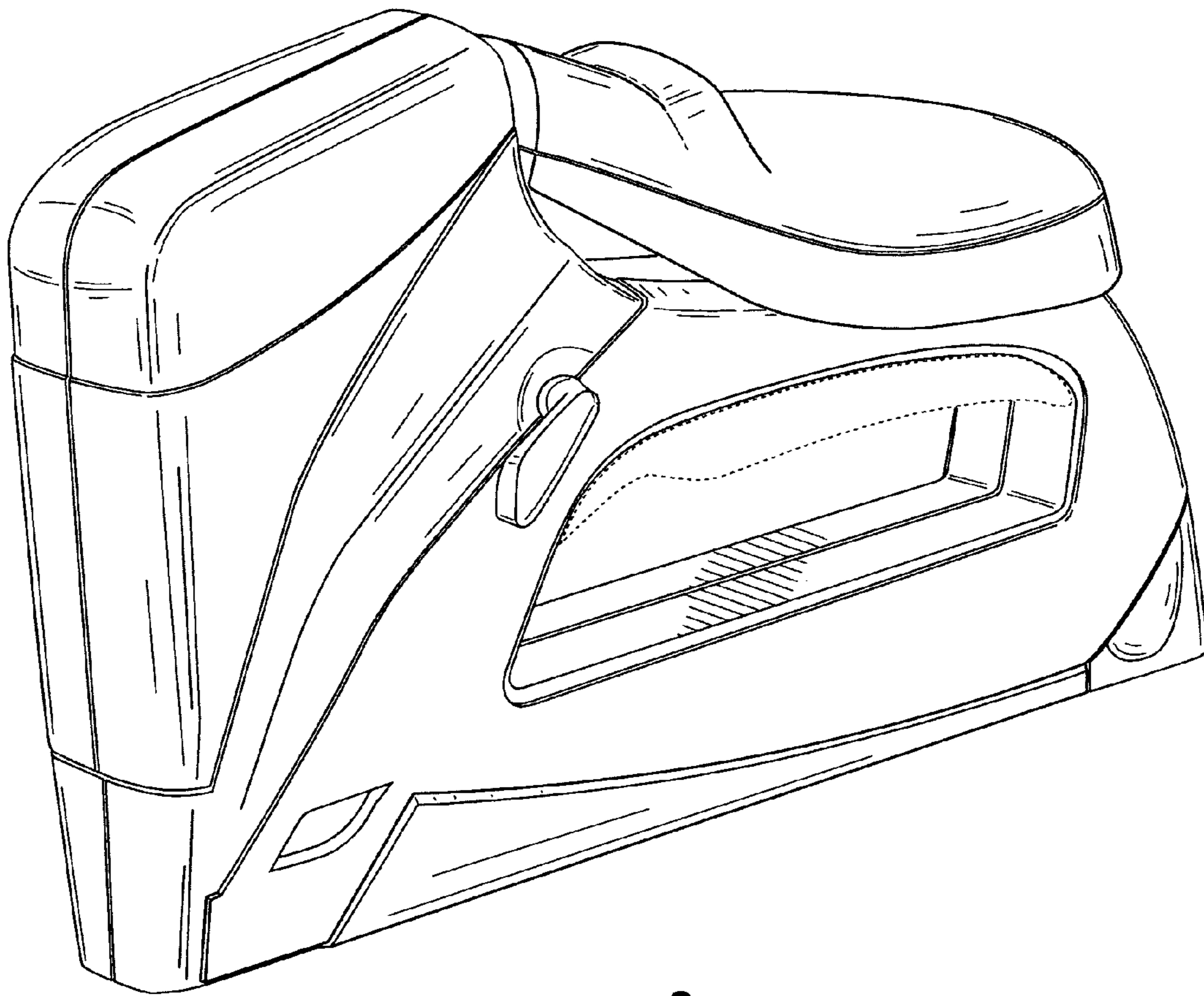


FIG. 8