



US00D620322S

(12) **United States Design Patent**
Hollinger

(10) **Patent No.:** **US D620,322 S**

(45) **Date of Patent:** **** Jul. 27, 2010**

(54) **KNIFE HANDLE**

D564,305 S * 3/2008 Chisholm D7/649
D577,551 S * 9/2008 Chisholm D7/649

(75) Inventor: **Fred Hollinger**, Monroe Township, NJ
(US)

* cited by examiner

(73) Assignee: **E. Mishan & Sons, Inc.**, New York, NY
(US)

Primary Examiner—Caron Veynar

Assistant Examiner—Ricky Pham

(74) *Attorney, Agent, or Firm*—Notaro, Michalos & Zaccaria
P.C.

(**) Term: **14 Years**

(21) Appl. No.: **29/355,353**

(57) **CLAIM**

(22) Filed: **Feb. 5, 2010**

The ornamental design for a knife handle, as shown and described.

(51) **LOC (9) Cl.** **07-03**

(52) **U.S. Cl.** **D7/649; D7/401.2**

(58) **Field of Classification Search** D7/368,
D7/393-395, 401.2, 642-653, 660-664, 669,
D7/675-676, 688-692, 695-696; D8/87,
D8/97-99, 102, 107, 300, 303, 321; 30/137,
30/141-143, 147-150, 322-327, 329, 340-346;
D22/118

See application file for complete search history.

DESCRIPTION

FIG. 1 is a front bottom-right perspective view of the knife handle showing my new design thereof;

FIG. 2 is a top bottom-left perspective view thereof;

FIG. 3 is a front elevation view thereof;

FIG. 4 is a rear elevation view thereof;

FIG. 5 is a left side elevation view thereof;

FIG. 6 is a top plan view thereof; and,

FIG. 7 is a bottom plan view thereof.

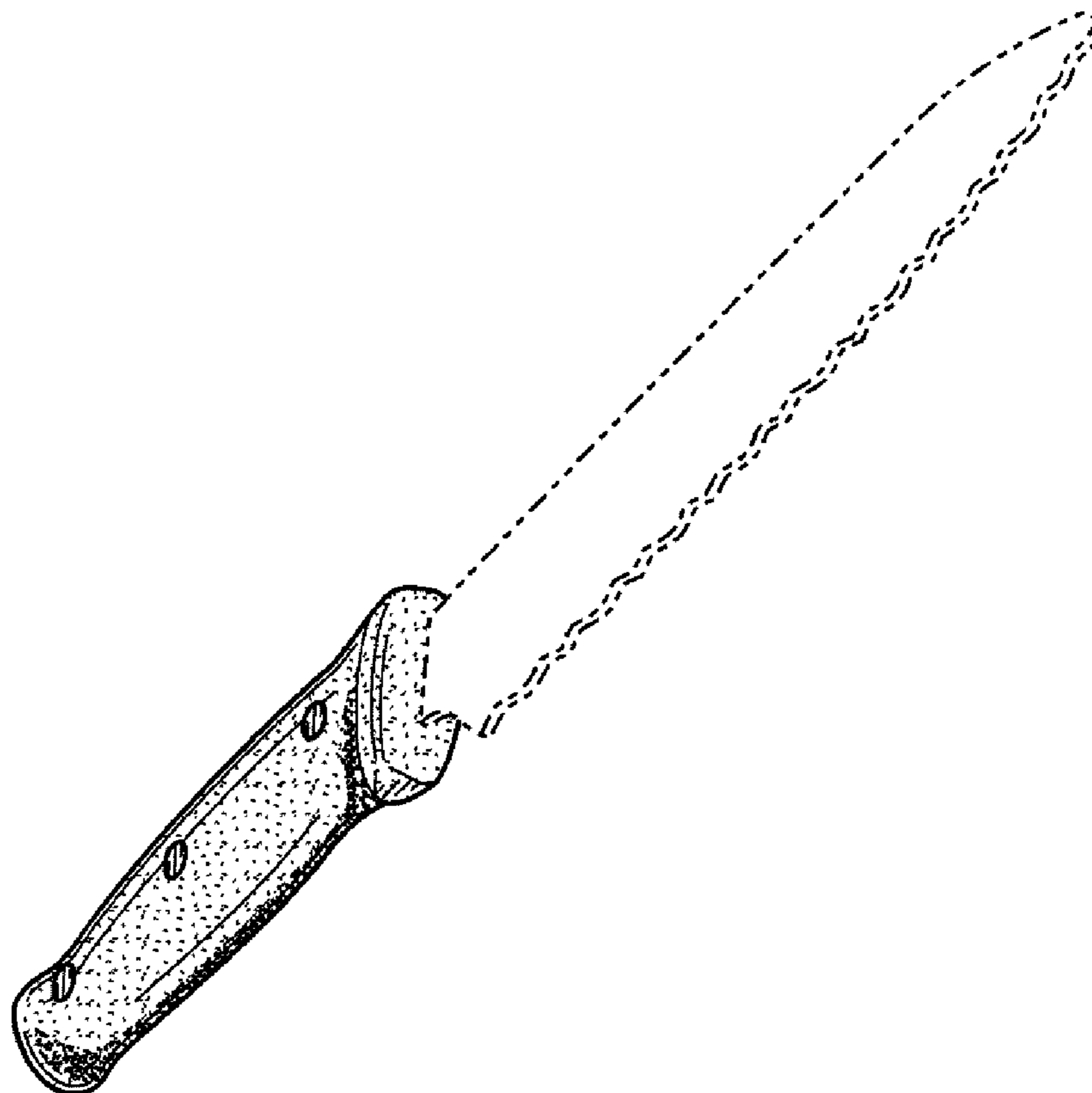
The broken lines shown in the drawings are for illustrative purposes only and form no part of the claimed design.

(56) **References Cited**

U.S. PATENT DOCUMENTS

D280,173 S 8/1985 Welch
D287,042 S * 12/1986 Hoffman D22/118
D424,380 S * 5/2000 McCatty D7/649
D462,582 S 9/2002 Parlowski

1 Claim, 2 Drawing Sheets



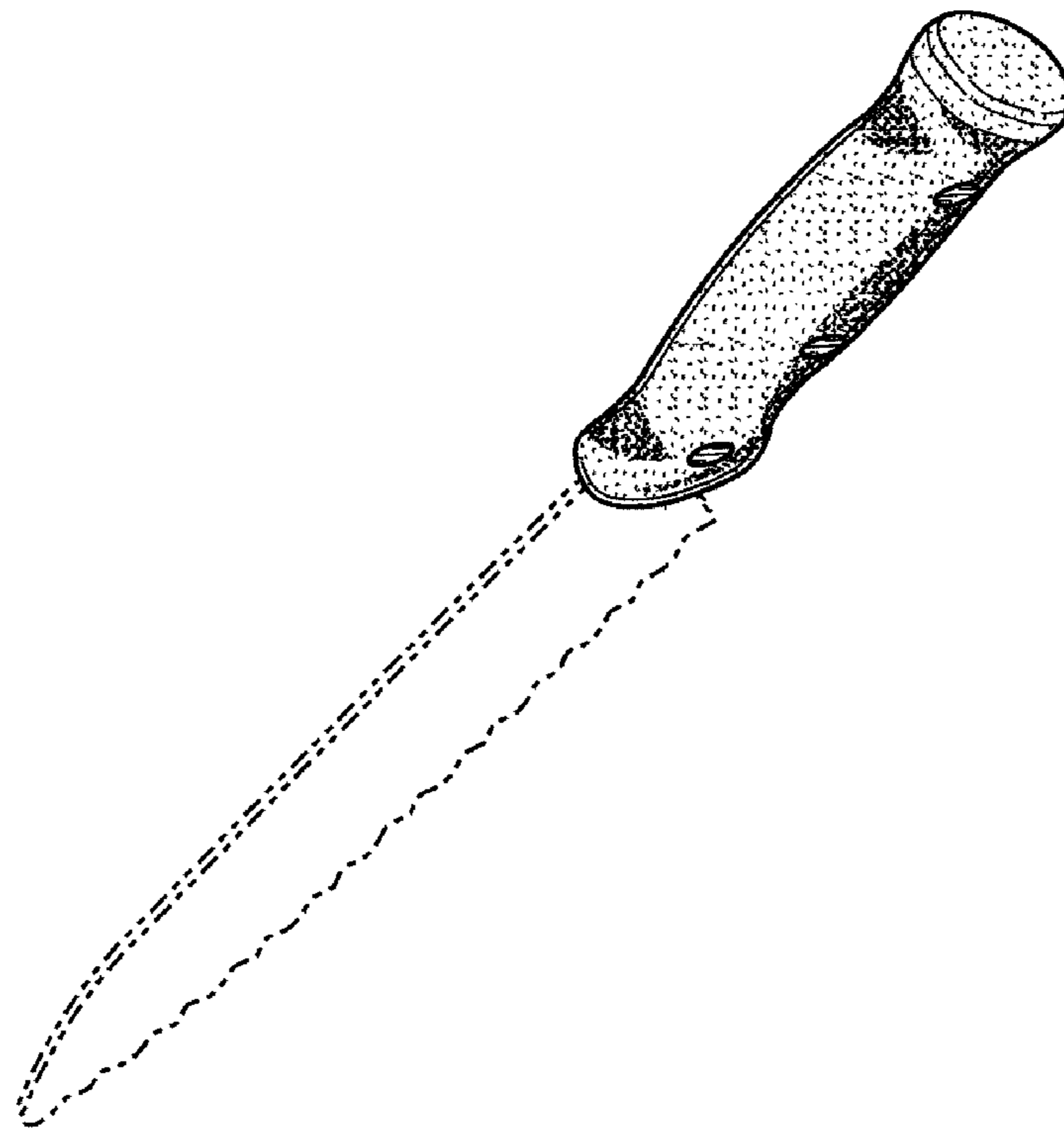


FIG. 2

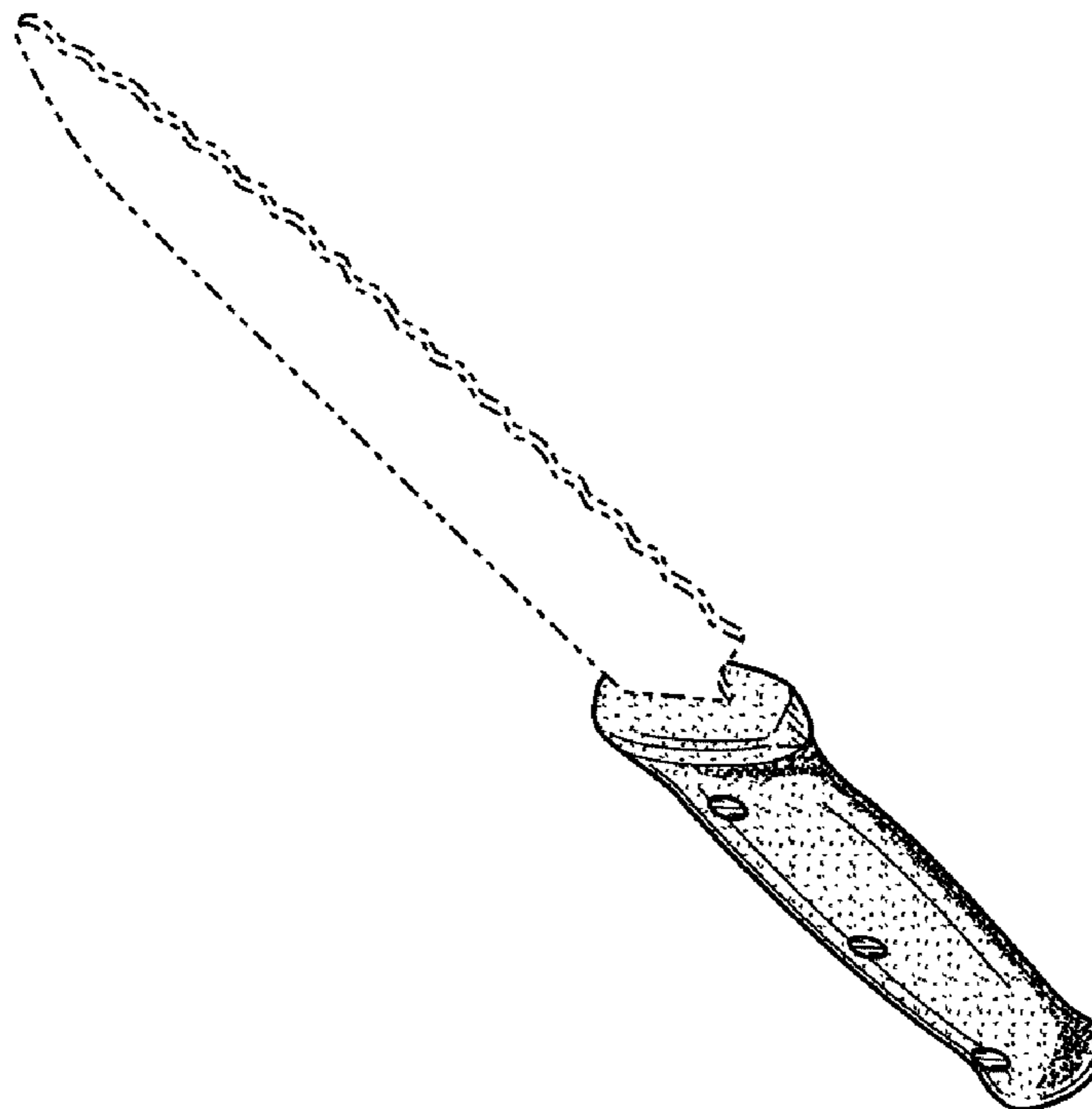


FIG. 1

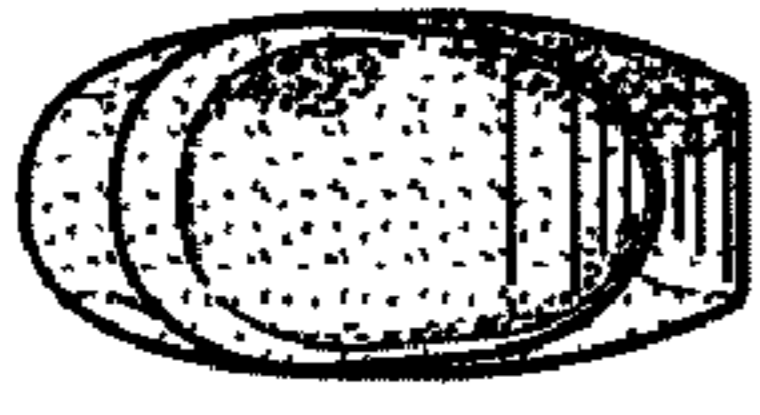


FIG. 4

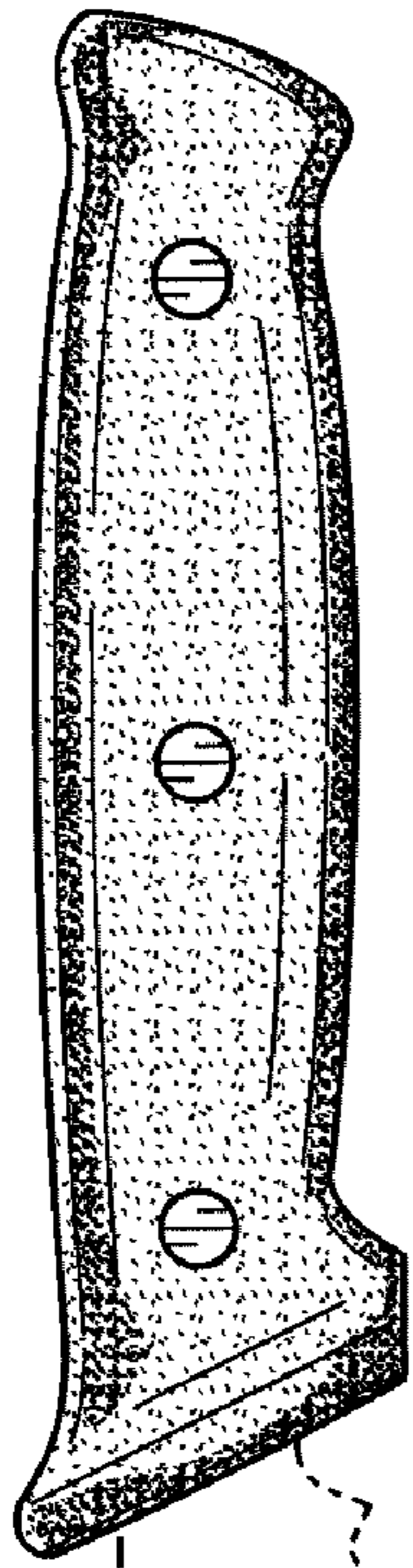


FIG. 5




FIG. 3



FIG. 6



FIG. 7