



US00D620316S

(12) **United States Design Patent**
McKinney

(10) **Patent No.:** **US D620,316 S**
(45) **Date of Patent:** **** Jul. 27, 2010**

(54) **DRINKING CONTAINER**

(75) Inventor: **Larry T. McKinney**, Huntersville, NC
(US)

(73) Assignee: **Rubbermaid Incorporated**,
Huntersville, NC (US)

(**) Term: **14 Years**

(21) Appl. No.: **29/353,614**

(22) Filed: **Jan. 12, 2010**

4,728,037 A	3/1988	Mainhardt	
4,811,865 A	3/1989	Mueller, Jr. et al.	
5,044,512 A	9/1991	Giancaspro et al.	
5,090,583 A	2/1992	Hoffman et al.	
D333,268 S *	2/1993	Arlinghaus et al. D9/538
D337,939 S	8/1993	Smith, Jr.	
5,533,767 A	7/1996	Georgopoulos et al.	
5,573,525 A	11/1996	Watson et al.	
D391,448 S	3/1998	Winer et al.	
D413,067 S *	8/1999	Haley D9/539
6,079,589 A	6/2000	Matsuyama et al.	
D433,337 S *	11/2000	Cautereels D9/539
D442,434 S	5/2001	Klima et al.	

Related U.S. Application Data

(62) Division of application No. 29/306,725, filed on Apr. 15, 2008, now Pat. No. Des. 609,969.

(Continued)

(51) **LOC (9) Cl.** **07-01**

Primary Examiner—Marianne Pandozzi

(52) **U.S. Cl.** **D7/531; D7/509**

(74) *Attorney, Agent, or Firm*—Lempia Braidwood LLC

(58) **Field of Classification Search** D7/510,
D7/511, 509, 523, 536, 533, 531; D23/207;
D9/539, 537, 525, 538, 530, 551; 210/709;
222/153.08; 220/709, 705, 703, 737; 215/388,
215/387

(57) **CLAIM**

The ornamental design for a “drinking container,” as shown and described.

See application file for complete search history.

DESCRIPTION

(56) **References Cited**

U.S. PATENT DOCUMENTS

218,719 A	8/1879	Doyle	
591,668 A	10/1897	Johnson	
1,301,676 A	4/1919	Fitzgerald	
1,564,019 A	12/1925	Pierce	
1,633,420 A	6/1927	Schlayer	
2,155,329 A	4/1939	Perdue	
2,911,128 A	11/1959	Krautkramer	
3,147,824 A	9/1964	Henderson	
3,181,725 A	5/1965	Friedl	
D217,585 S *	5/1970	Smith D9/500
4,127,211 A	11/1978	Zerbey	
4,448,316 A	5/1984	Hiroshige	
4,478,346 A	10/1984	Spong	
4,526,289 A	7/1985	Schiemann	
4,669,641 A	6/1987	Holmes	

FIG. 1 is a top, front, and right side perspective view showing my new design for a drinking container.

FIG. 2 is a top view of the drinking container shown in FIG. 1.

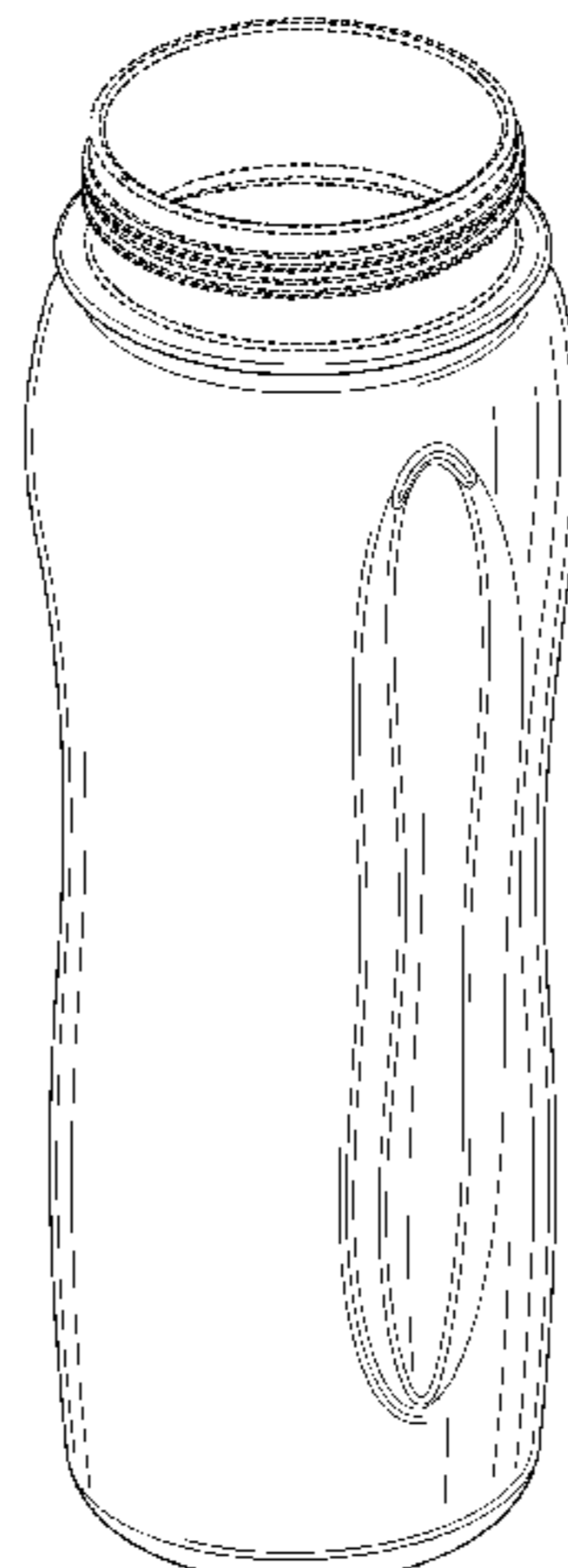
FIG. 3 is a bottom view of the drinking container shown in FIG. 1.

FIG. 4 is a right side view of the drinking container shown in FIG. 1, the left side being a minor image thereof; and,

FIG. 5 is a front view of the drinking container shown in FIG. 1, the rear view being a minor image thereof.

The dashed lines are for illustrative purposes only and form no part of my claimed design.

1 Claim, 2 Drawing Sheets



US D620,316 S

Page 2

U.S. PATENT DOCUMENTS

6,227,399	B1	5/2001	Angus et al.	D584,107	S	*	1/2009	George	D7/510
D443,337	S	6/2001	Mark et al.	D588,871	S		3/2009	Miller et al.	
6,478,180	B1	11/2002	Dehn, Sr.	D591,160	S	*	4/2009	Windmiller	D9/540
D496,559	S	9/2004	Bodum	D602,369	S	*	10/2009	Potts et al.	D9/547
D501,362	S	2/2005	Gauss	D602,949	S	*	10/2009	Arnell	D14/490
7,040,499	B1	5/2006	Reif	D605,949	S	*	12/2009	Potts et al.	D9/547
D528,862	S	9/2006	Li	D609,104	S	*	2/2010	Ablo	D9/538
D529,338	S	10/2006	Poulson et al.	2004/0164079	A1		8/2004	Alois	
D536,929	S	2/2007	Kingsley	2005/0199631	A1		9/2005	Alois	
D537,676	S	3/2007	Kingsley	2005/0247714	A1		11/2005	Backes et al.	
				2005/0274741	A1		12/2005	Cho	

* cited by examiner

FIG. 1

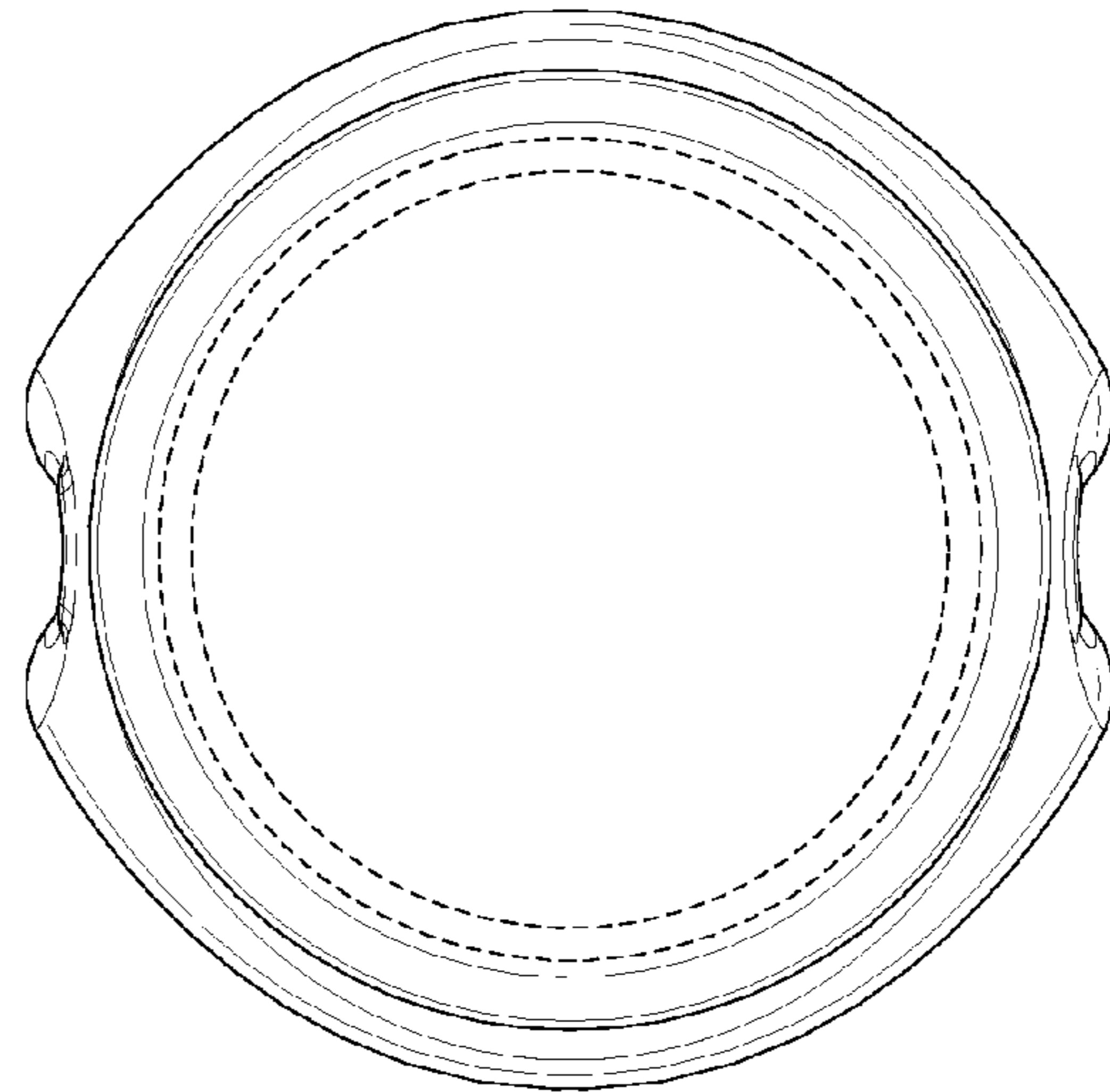
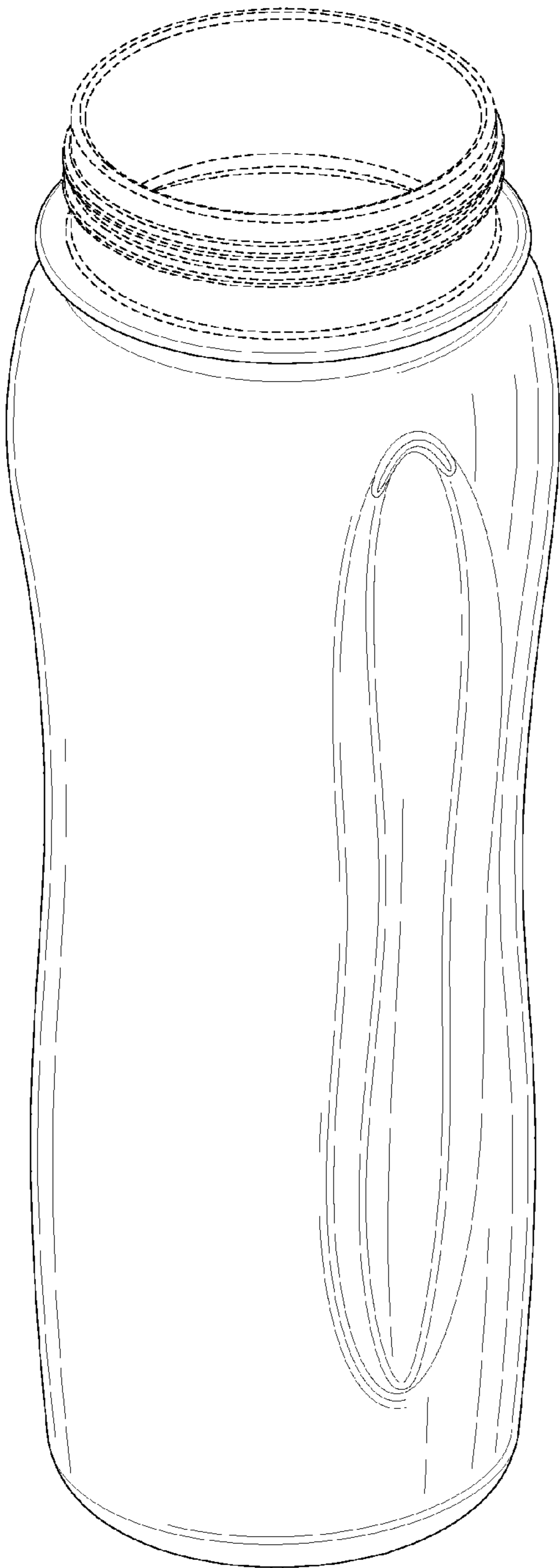


FIG. 2

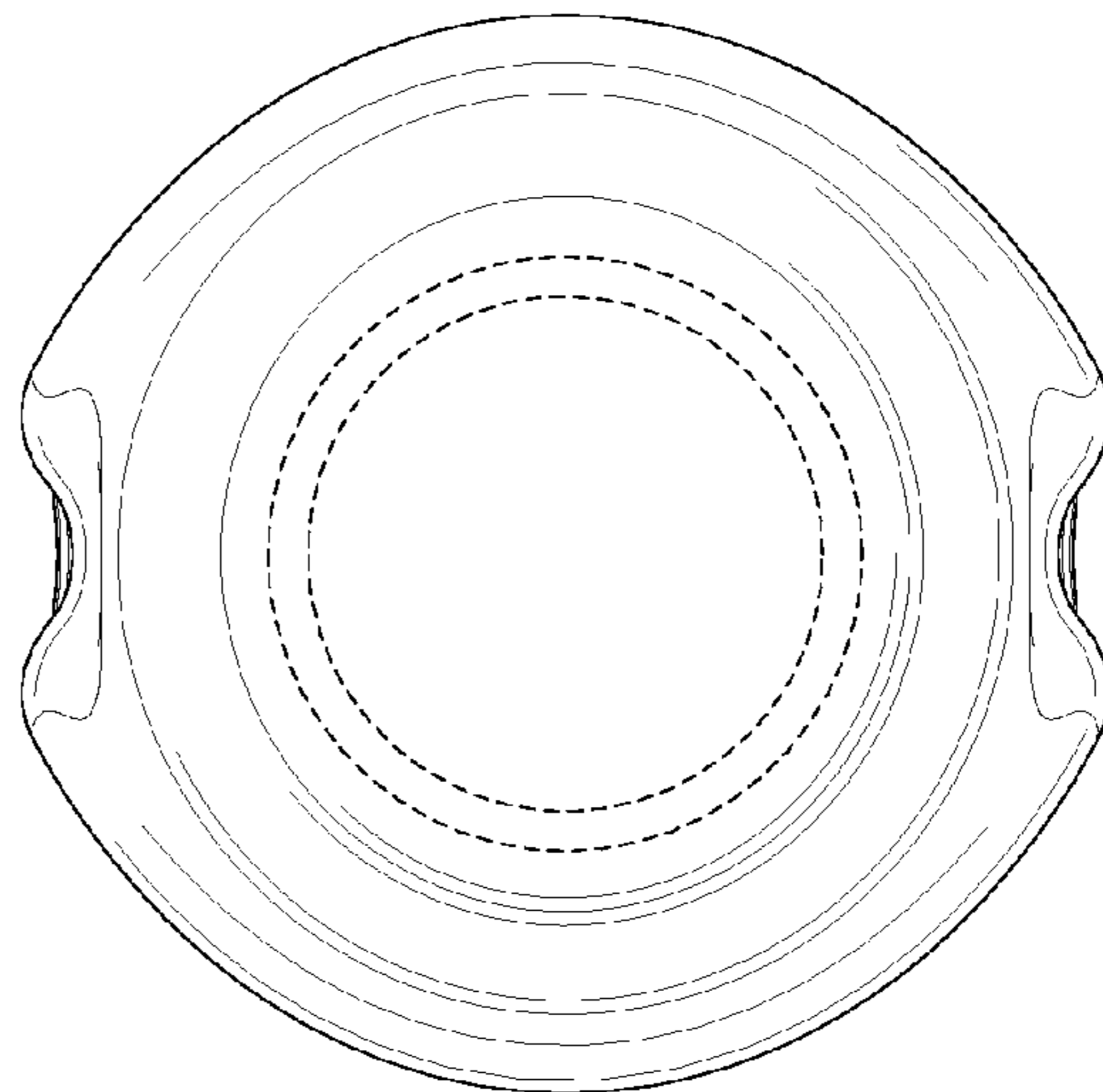


FIG. 3




FIG. 4

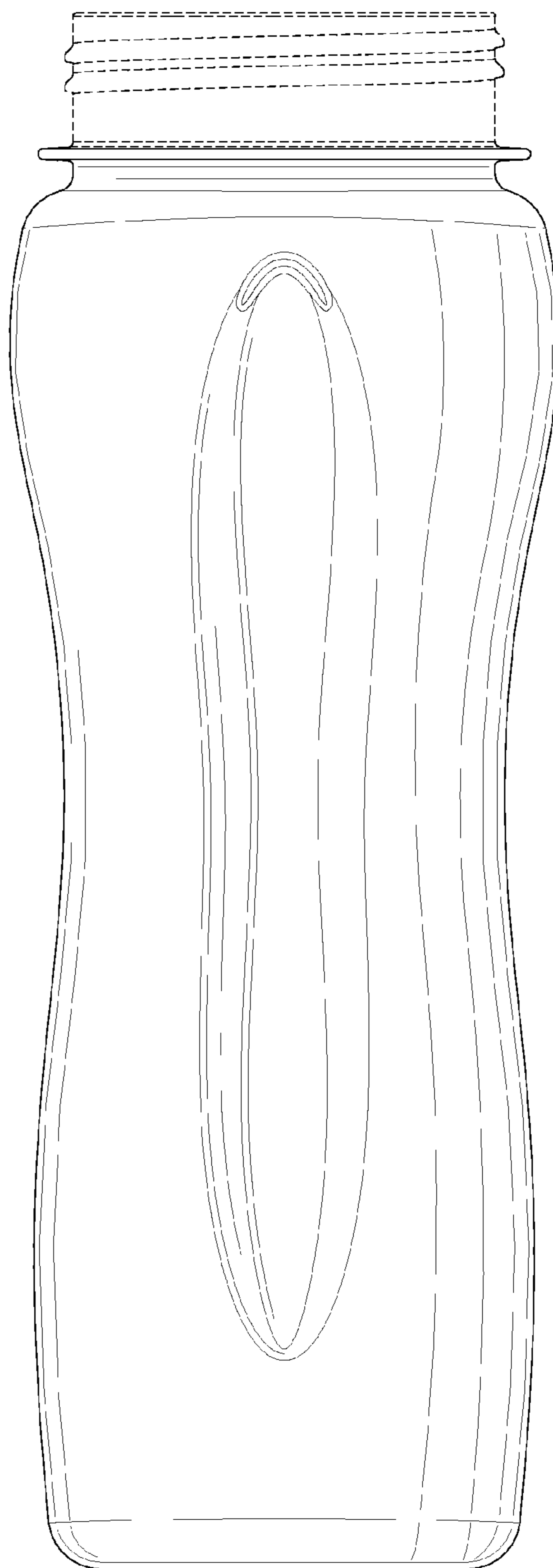


FIG. 5