



US00D620311S

(12) **United States Design Patent**  
**Baacke et al.**

(10) **Patent No.:** **US D620,311 S**  
(45) **Date of Patent:** **\*\* Jul. 27, 2010**

(54) **DISPLAY PANEL FOR COOKING APPLIANCE**

(75) Inventors: **Sven Baacke**, München (DE);  
**Hermann-Reinhard Segers**, München (DE)

(73) Assignee: **BSH Bosch und Siemens Hausgeraete GmbH**, Munich (DE)

(\*\*) Term: **14 Years**

(21) Appl. No.: **29/345,167**

(22) Filed: **Oct. 12, 2009**

**Related U.S. Application Data**

(62) Division of application No. 29/285,903, filed on Apr. 16, 2007, now Pat. No. Des. 610,404.

(30) **Foreign Application Priority Data**

Nov. 30, 2006 (EM) ..... 000640362

(51) **LOC (9) Cl.** ..... **07-02**

(52) **U.S. Cl.** ..... **D7/405**

(58) **Field of Classification Search** ..... D7/332-337, D7/346-348, 339-341, 402-406; D23/335-336, D23/343; D10/30-31, 40, 49-53, 57, 60; 236/46 R; D13/162, 177; 99/332, 445, 448, 99/481-482, 337-338; 126/500, 506, 519, 126/40, 50, 9 R, 9 B, 25 A, 25 R, 304 R, 126/305, 268, 276; D15/89

See application file for complete search history.

(56) **References Cited**

**U.S. PATENT DOCUMENTS**

D180,266 S \* 5/1957 Pantelena ..... D7/406

D288,921 S *	3/1987	Peck	.....	D13/177
D369,514 S *	5/1996	Baldwin	.....	D7/406
D428,304 S *	7/2000	Holbrook	.....	D7/405
D457,862 S *	5/2002	Falk et al.	.....	D13/162
D487,670 S *	3/2004	Moon et al.	.....	D7/406
D513,153 S *	12/2005	Austin et al.	.....	D7/406
D577,746 S *	9/2008	Rand et al.	.....	D15/89
D578,143 S *	10/2008	Rand et al.	.....	D15/89
D586,616 S *	2/2009	Martin et al.	.....	D7/405
D586,617 S *	2/2009	Martin et al.	.....	D7/405

\* cited by examiner

*Primary Examiner*—T. Chase Nelson

*Assistant Examiner*—Mark Cavanna

(74) *Attorney, Agent, or Firm*—James E. Howard; Andre Pallapies

(57) **CLAIM**

The ornamental design for a display panel for cooking appliance, as shown and described.

**DESCRIPTION**

FIG. 1 is a front view showing a display panel for cooking appliance of our new ornamental design;

FIG. 2 is a perspective view thereof;

FIG. 3 is a right side view thereof;

FIG. 4 is a left side view thereof;


FIG. 5 is a rear view thereof;

FIG. 6 is a bottom view thereof; and,

FIG. 7 is a top view thereof.

The broken lines represent environment or structure of the display panel for cooking appliance and form no part of the claimed design.

**1 Claim, 3 Drawing Sheets**



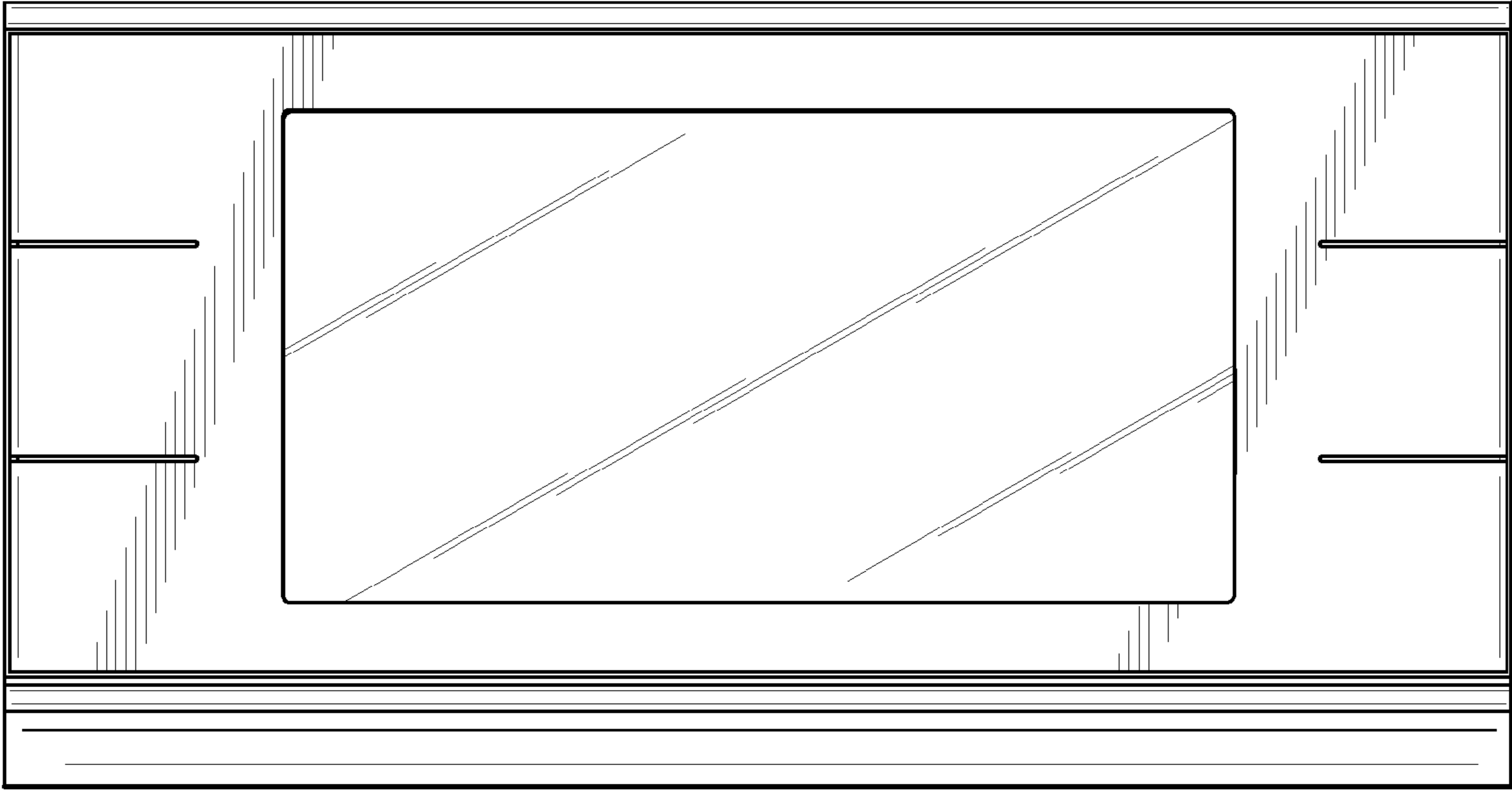


FIG. 1

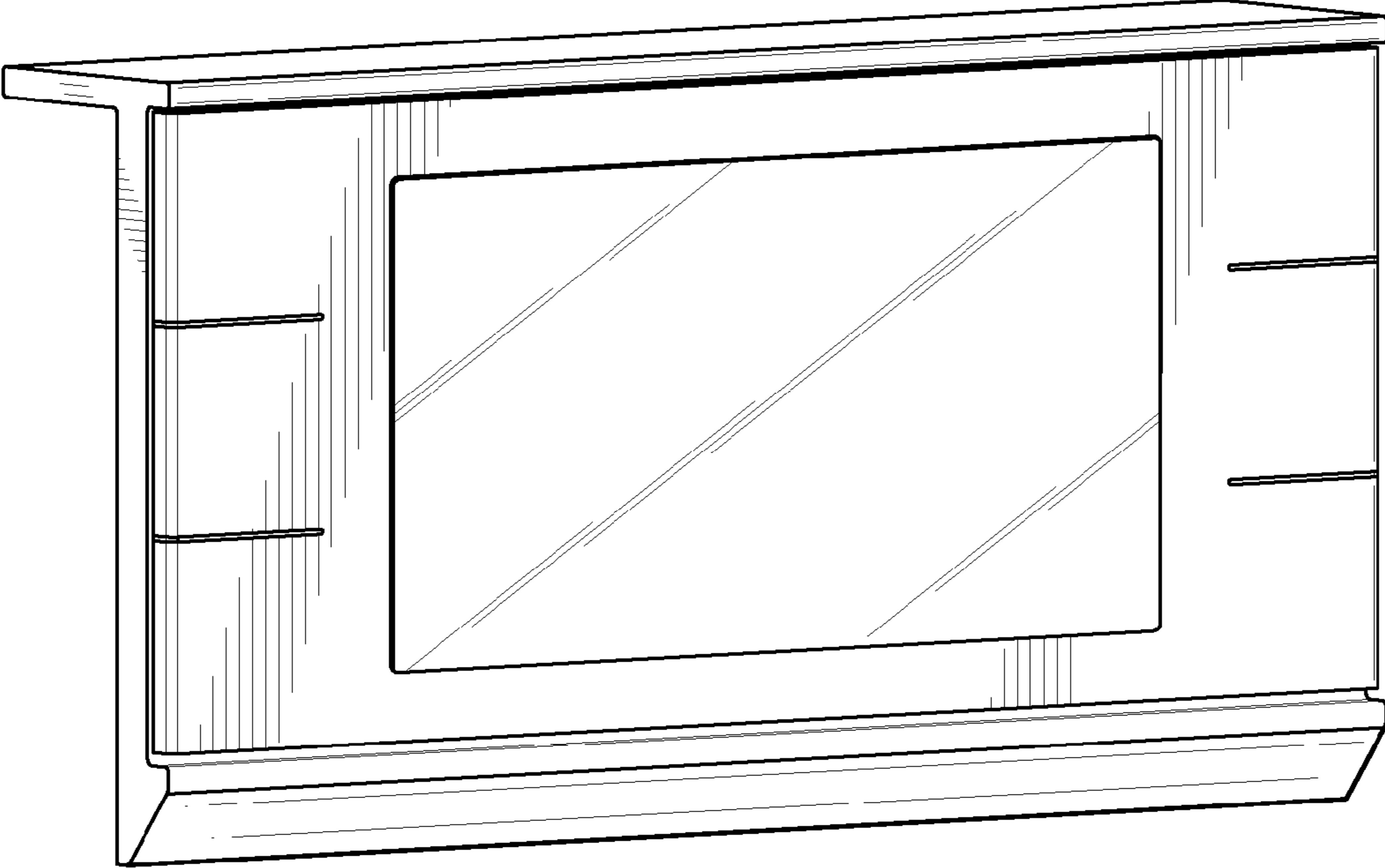
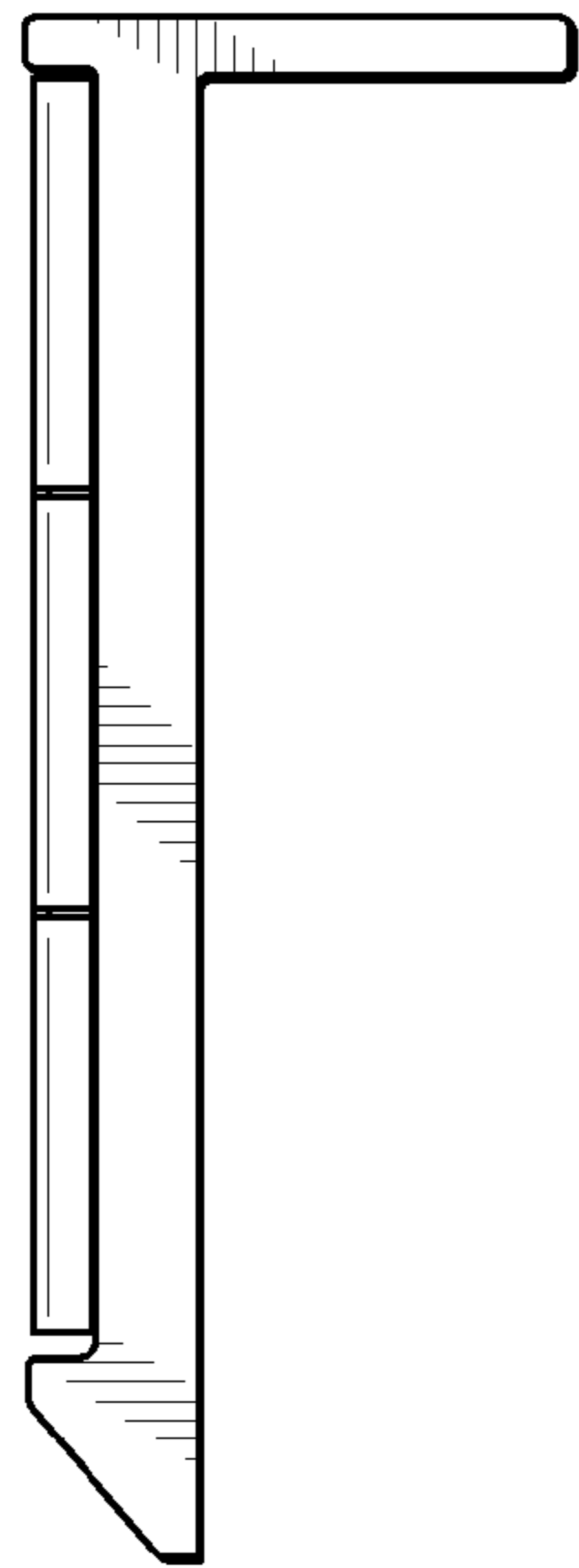
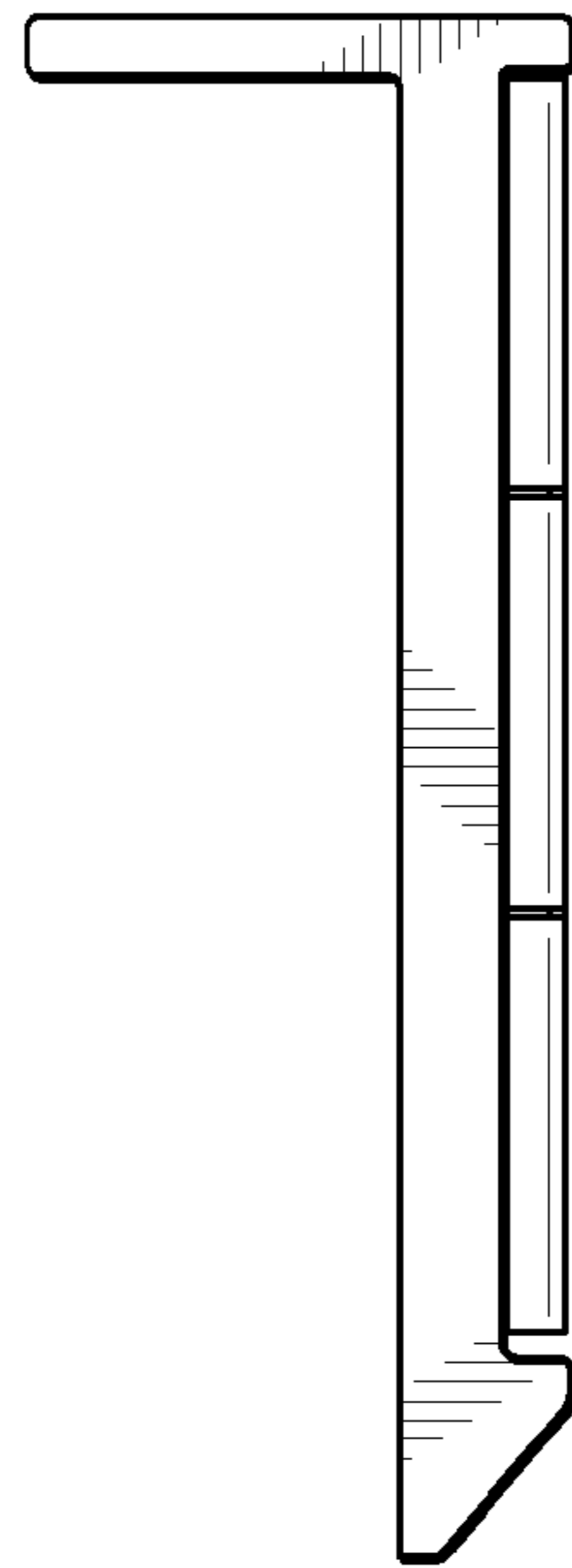


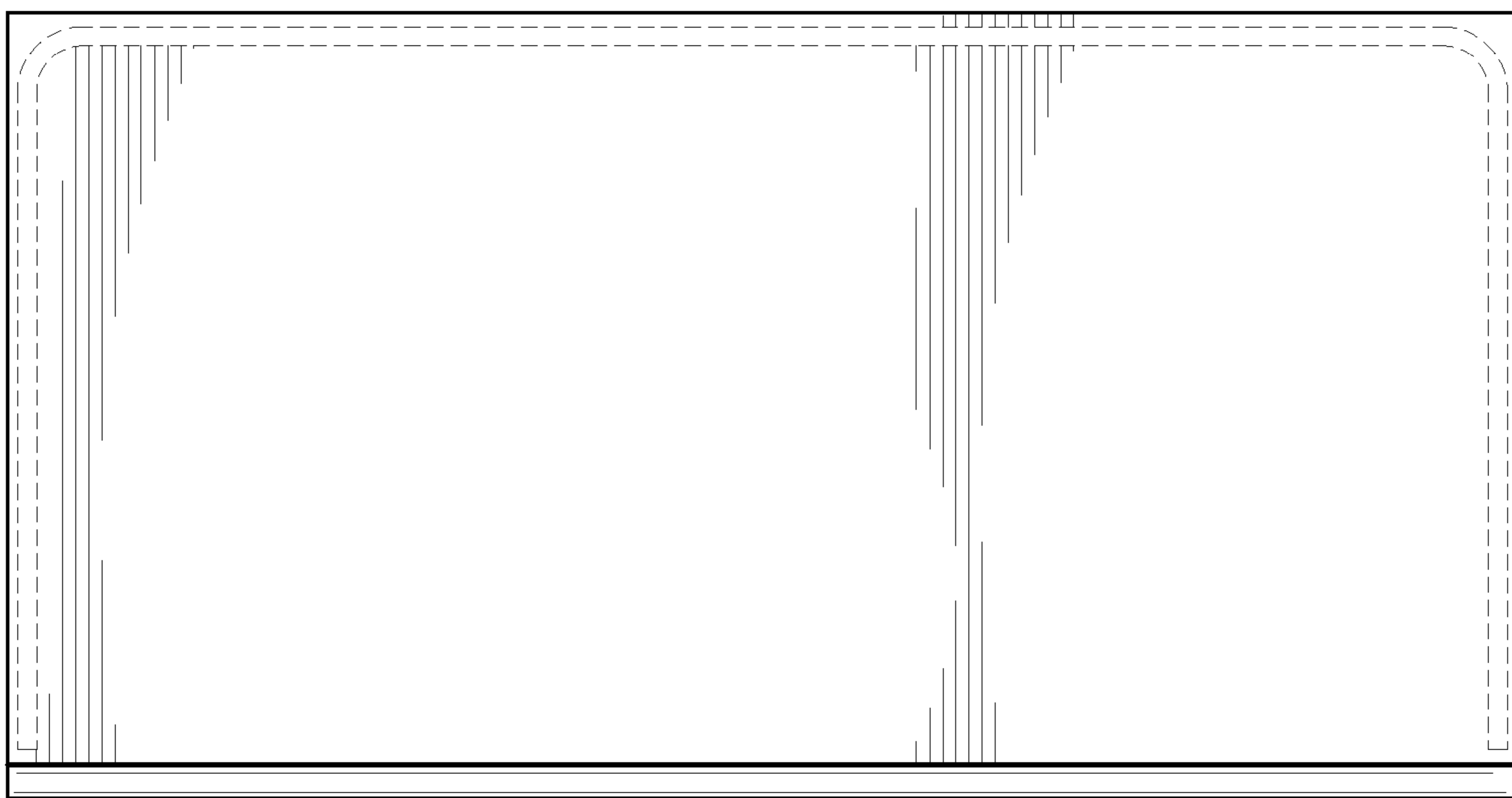
FIG. 2




**FIG. 3**



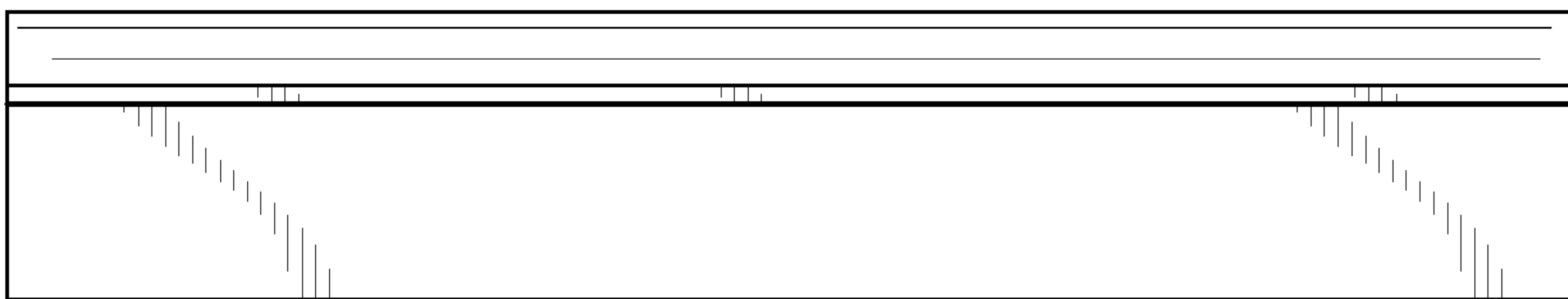
**FIG. 4**



**FIG. 5**



**FIG. 6**



**FIG. 7**