



US00D620310S

(12) **United States Design Patent**
Lundberg

(10) **Patent No.:** **US D620,310 S**

(45) **Date of Patent:** **** Jul. 27, 2010**

(54) **BASE FOR A DRINKING MUG**

D574,191 S * 8/2008 Ablo D7/531
D578,348 S * 10/2008 Liu D7/396.6
D603,221 S * 11/2009 Liu D7/523

(75) Inventor: **Joseph L. Lundberg**, Winchester, TN
(US)

* cited by examiner

(73) Assignee: **Hero-Gear, LLC**, Winchester, TN (US)

Primary Examiner—Marianne Pandozzi

(**) Term: **14 Years**

(74) *Attorney, Agent, or Firm*—Wood, Herron & Evans LLP

(21) Appl. No.: **29/345,409**

(57) **CLAIM**

(22) Filed: **Oct. 15, 2009**

The ornamental design for a base for a drinking mug, as shown and described.

(51) **LOC (9) Cl.** **07-99**

(52) **U.S. Cl.** **D7/396.6; D7/523**

(58) **Field of Classification Search** D7/396.2,
D7/396.6, 388, 624.1, 619.1, 523, 509, 510,
D7/511; D6/551; 220/23.83; 215/394
See application file for complete search history.

DESCRIPTION

(56) **References Cited**

FIG. 1 is an isometric view of a base for a drinking mug showing my new design;

FIG. 2 is a side view thereof, all sides being identical;

FIG. 3 is a bottom view thereof; and,

FIG. 4 is a top view thereof.

The broken lines are for illustrative purposes only and form no part of the claimed design.

U.S. PATENT DOCUMENTS

3,357,590 A * 12/1967 Safford 220/23.83
D375,598 S * 11/1996 Haley et al. D34/10
D448,978 S * 10/2001 Isbell D7/619.1

1 Claim, 2 Drawing Sheets






Fig. 2



Fig. 1

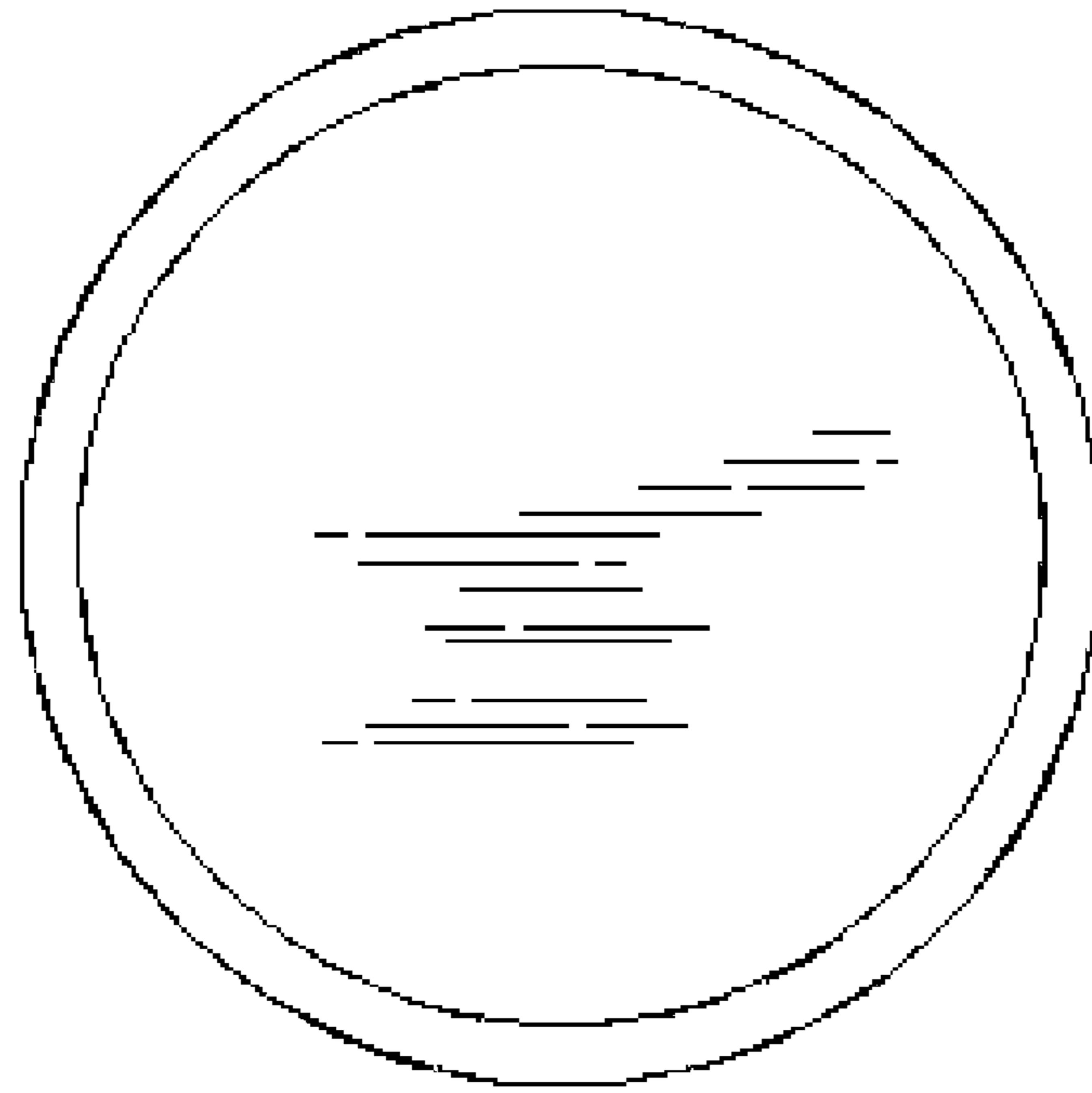


Fig. 4

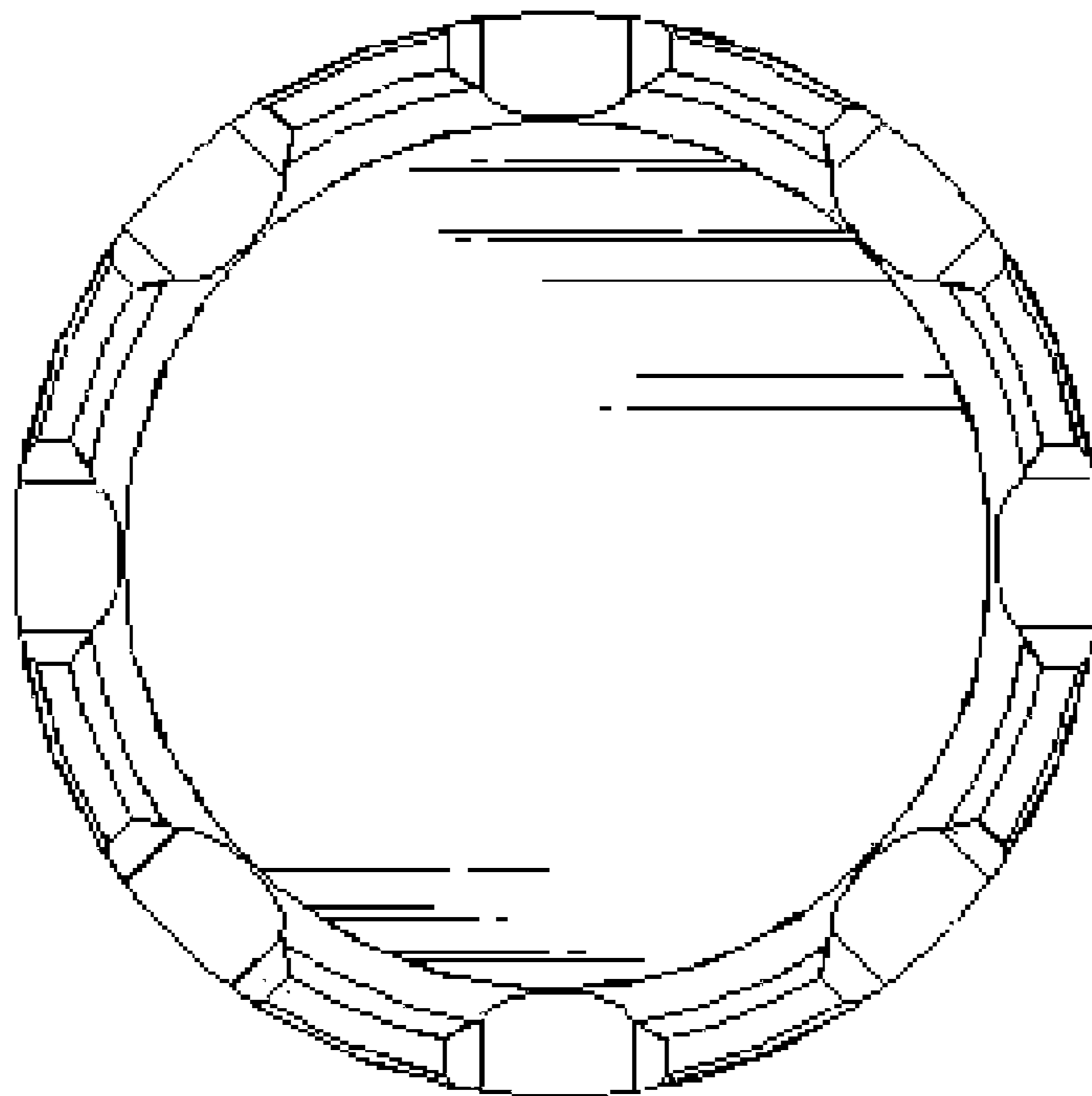


Fig. 3