



US00D620300S

(12) **United States Design Patent**
Rubey

(10) **Patent No.:** **US D620,300 S**
(45) **Date of Patent:** **** Jul. 27, 2010**

(54) **TOTE CUSHION**

(75) Inventor: **Ulyss Ray Rubey**, Graham, TX (US)

(73) Assignee: **TRC Recreation, LP**, Wichita Falls, TX (US)

(**) Term: **14 Years**

(21) Appl. No.: **29/356,131**

(22) Filed: **Feb. 19, 2010**

D325,185 S *	4/1992	Markiw	D12/128
D344,120 S *	2/1994	Helt et al.	D21/804
376,692 A	12/1996	Hartman	
D376,692 S *	12/1996	Hartman	D3/315
D392,495 S *	3/1998	Baousson	D6/601
D433,861 S *	11/2000	Rose et al.	D6/596
D487,551 S *	3/2004	Lee	D6/582
D529,327 S *	10/2006	Martin et al.	D6/601
7,150,057 B1 *	12/2006	Santiago et al.	5/648
D582,611 S *	12/2008	Bise	D30/118
D612,188 S *	3/2010	Yiannaki	D6/606
2009/0025731 A1 *	1/2009	Hsu	128/845

* cited by examiner

Related U.S. Application Data

(62) Division of application No. 29/337,675, filed on May 27, 2009, now Pat. No. Des. 610,387.

(51) **LOC (9) Cl.** **06-09**

(52) **U.S. Cl.** **D6/601**

(58) **Field of Classification Search** D6/582, D6/583, 595-601, 604, 605; 5/630, 632, 5/636, 640, 644, 648, 652, 655.3, 655.9, 5/657, 722; D21/803, 809; D24/183, 206, D24/215; D30/118; 128/845; 297/219.1; 441/127, 129; D3/315; D23/410; D34/28; D8/349, 354, 356, 382, 396; 294/142, 152
See application file for complete search history.

(56) **References Cited**

U.S. PATENT DOCUMENTS

2,724,133 A	11/1955	Sorrell	
3,323,151 A *	6/1967	Lerman	5/722
D224,138 S *	7/1972	Mahler	D6/583
4,275,473 A *	6/1981	Poirier	441/128
4,316,629 A *	2/1982	Jacoby	294/152
4,451,240 A *	5/1984	Wood	441/129
4,528,705 A *	7/1985	Greenawalt	5/644

Primary Examiner—Janice E Seeger

Assistant Examiner—Mary Ann Calabrese

(74) *Attorney, Agent, or Firm*—Dennis T. Griggs; Scott T. Griggs; Griggs Bergen LLP

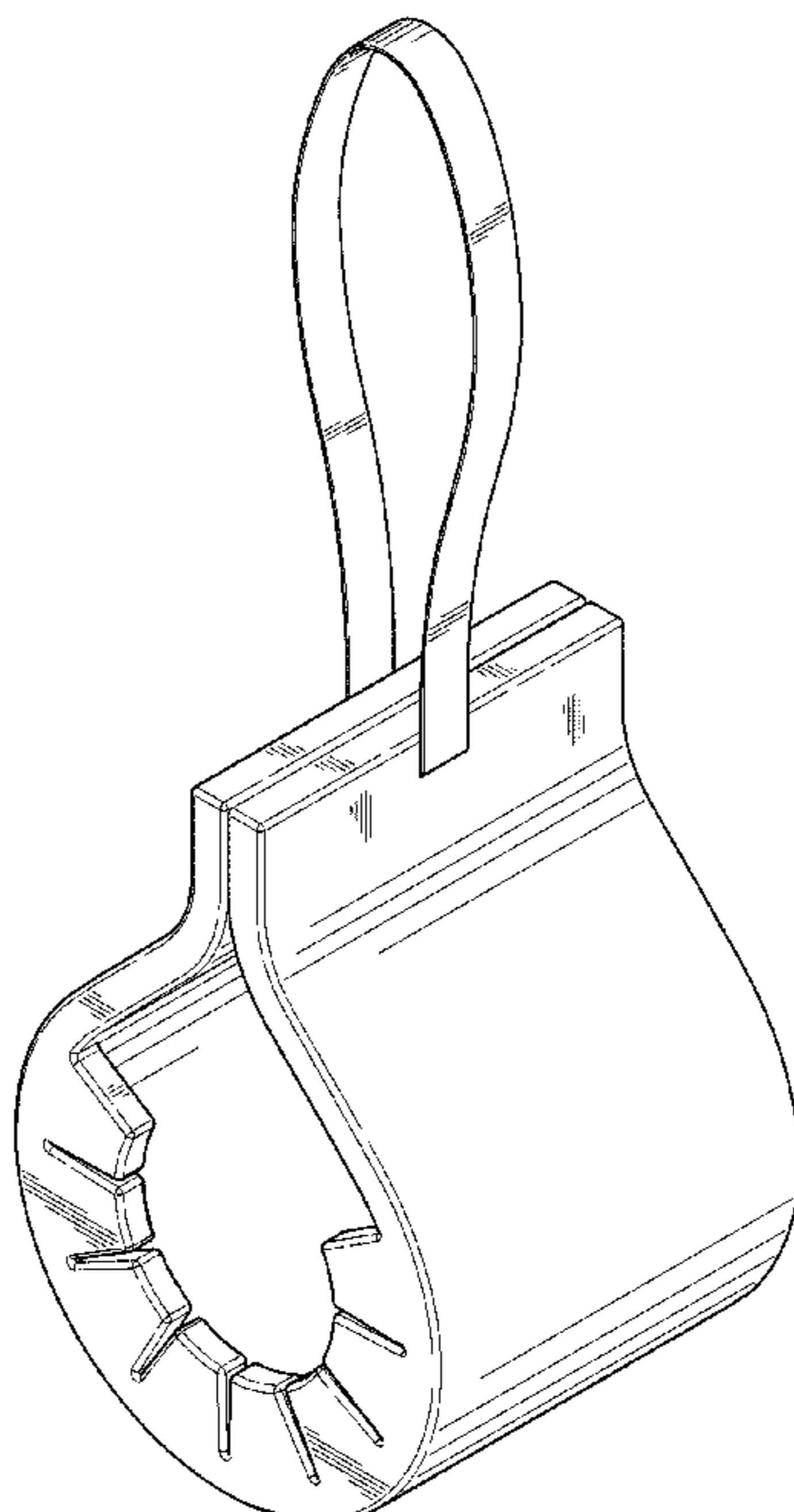
(57) **CLAIM**

The ornamental design for a tote cushion, as shown and described.

DESCRIPTION

FIG. 1 is a perspective view of my new design;
 FIG. 2 is a side elevational view thereof; the opposite side elevational view being a mirror image thereof;
 FIG. 3 is a front elevational view thereof, the rear elevational view being a mirror image thereof;
 FIG. 4 is a top plan view thereof;
 FIG. 5 is a bottom plan view thereof;
 FIG. 6 is a side elevation view thereof showing the tote cushion in the open position; and,
 FIG. 7 is a top plan view thereof.

1 Claim, 5 Drawing Sheets



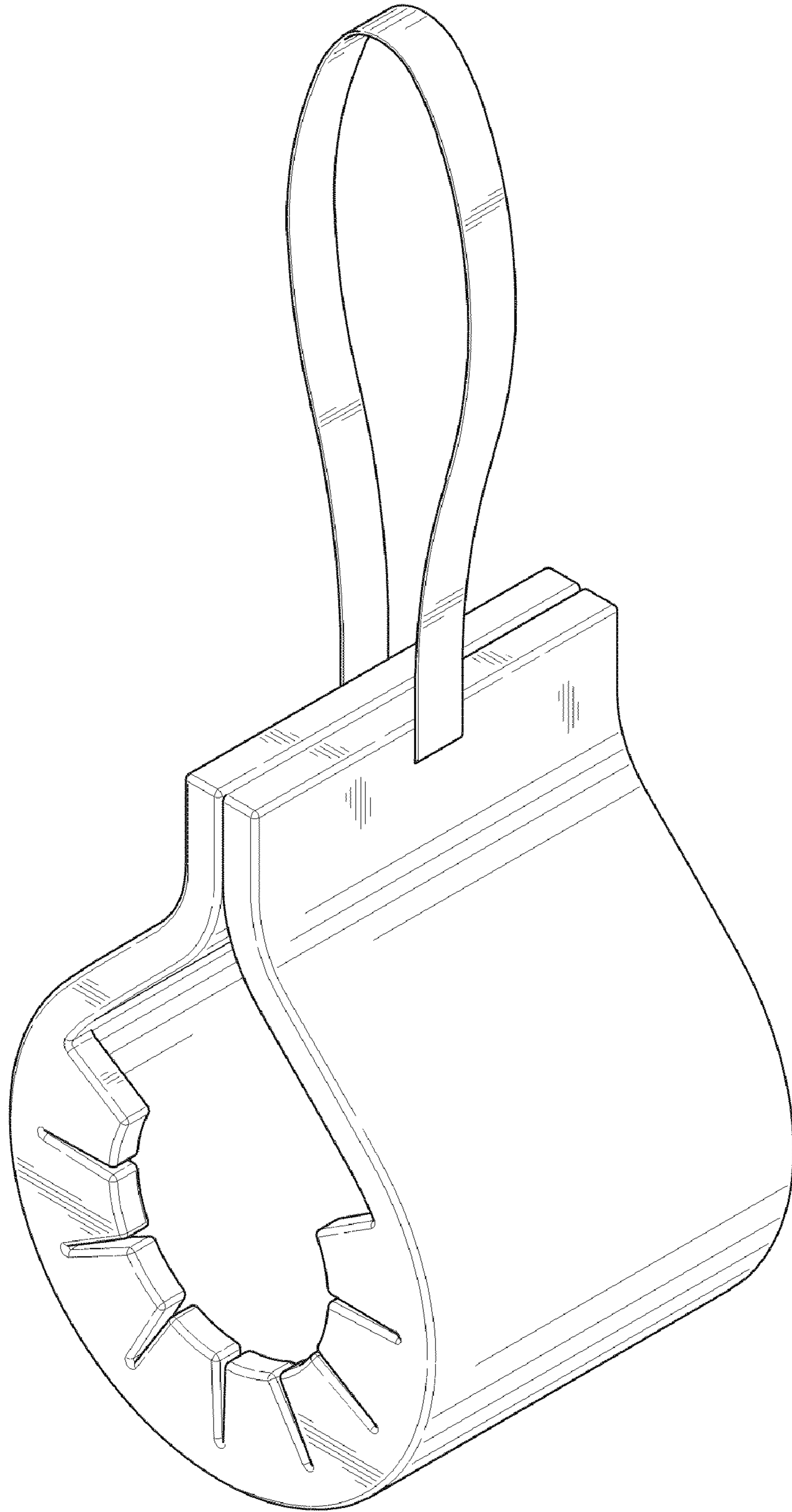


FIG. 1

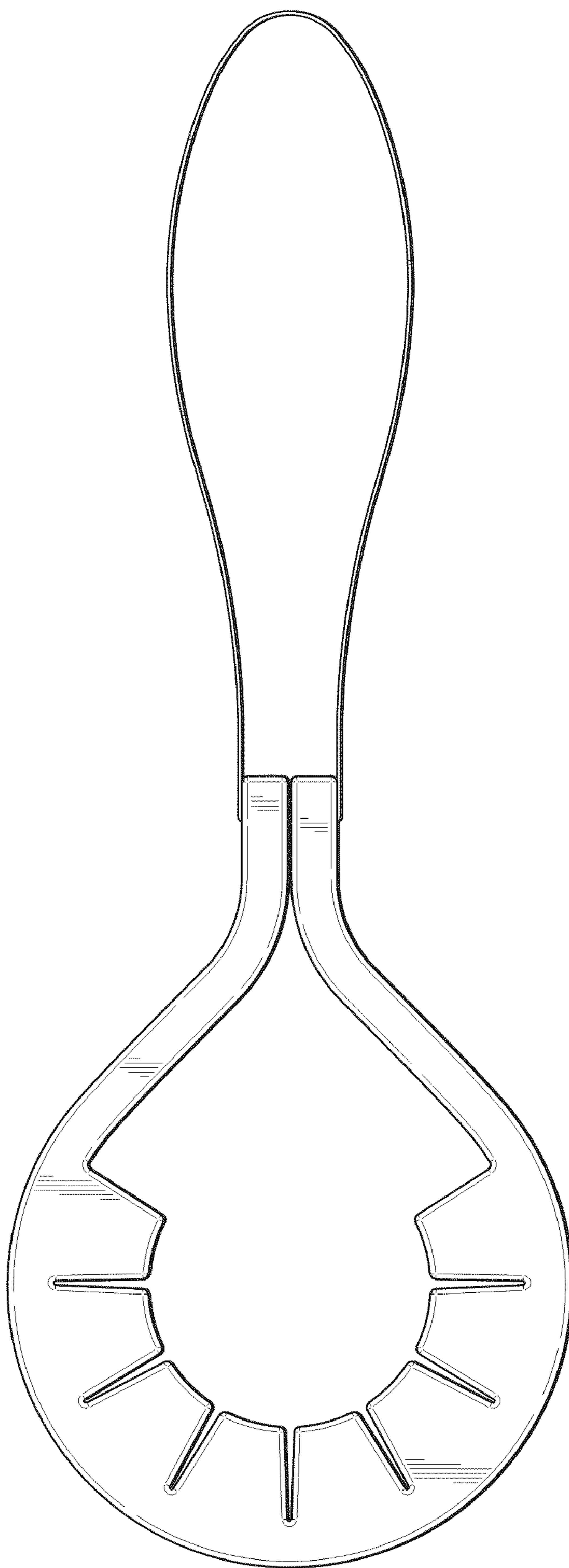


FIG. 2

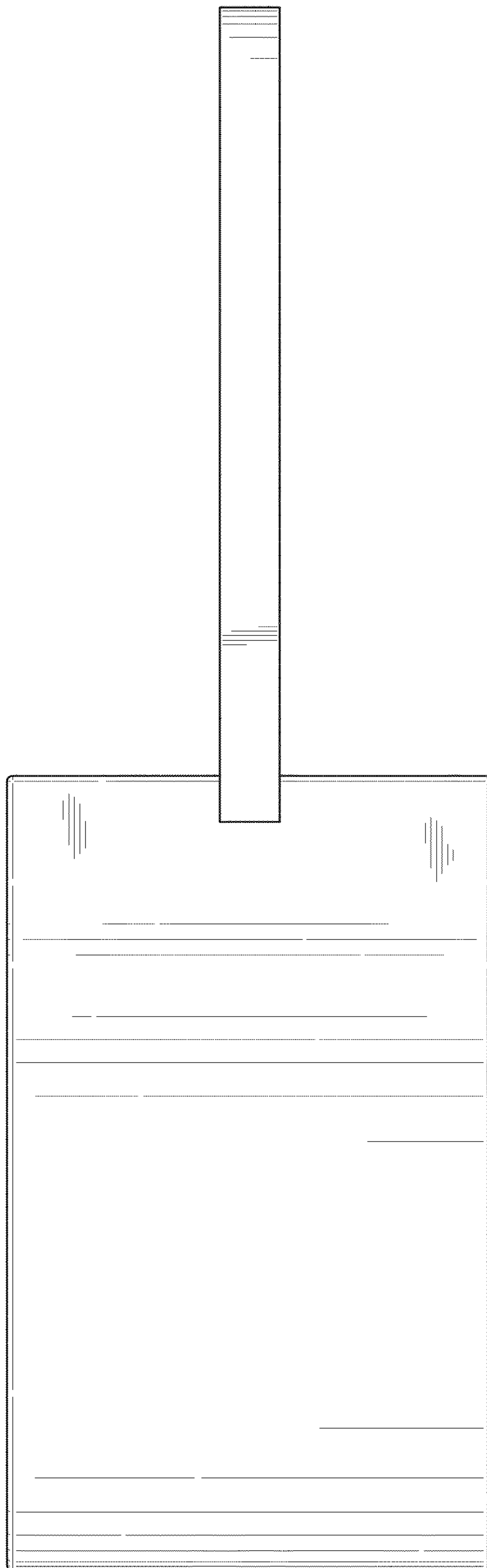


FIG. 3




FIG. 5

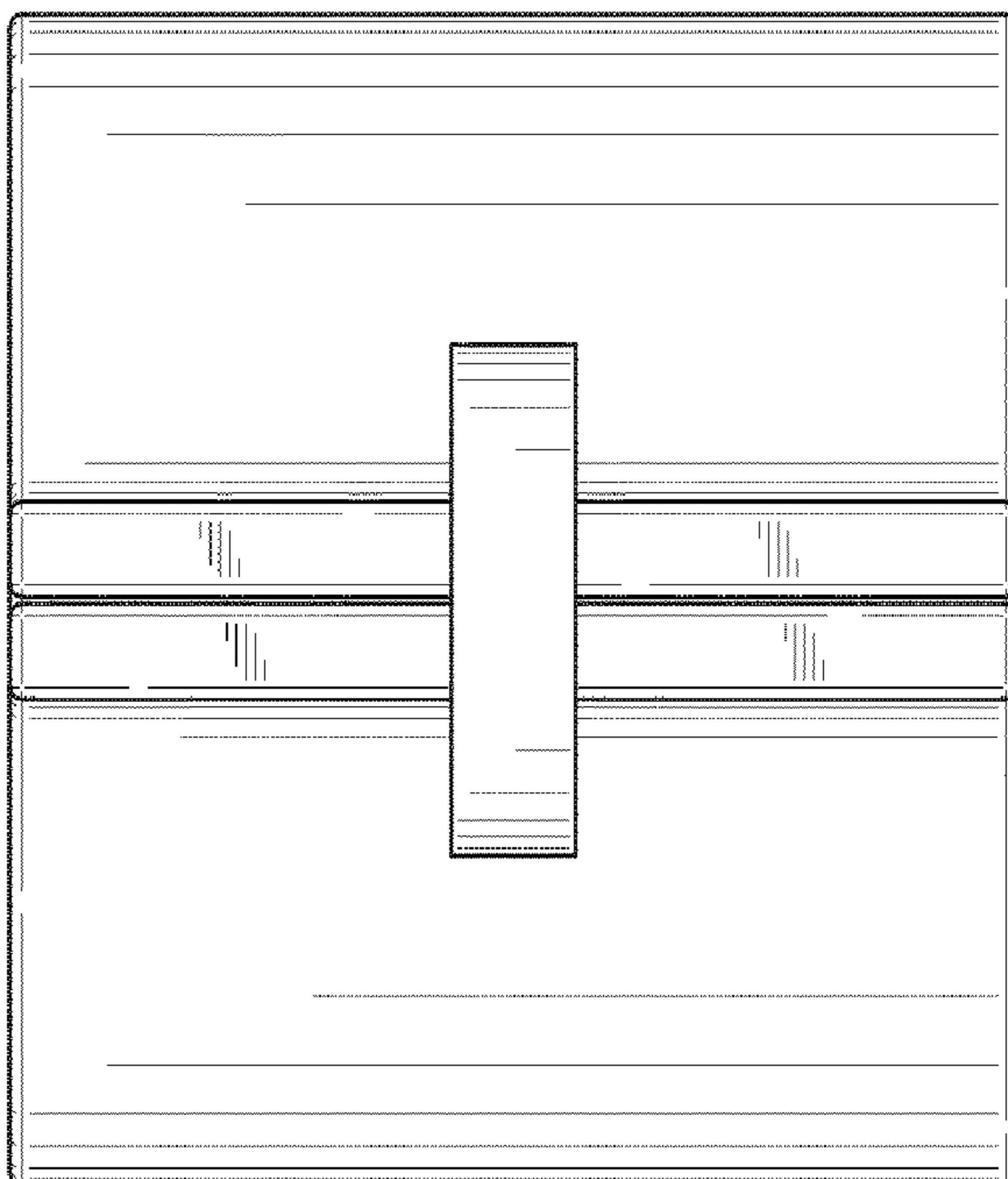


FIG. 4

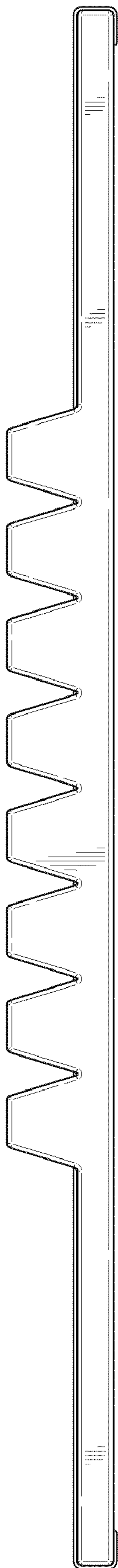


FIG. 6

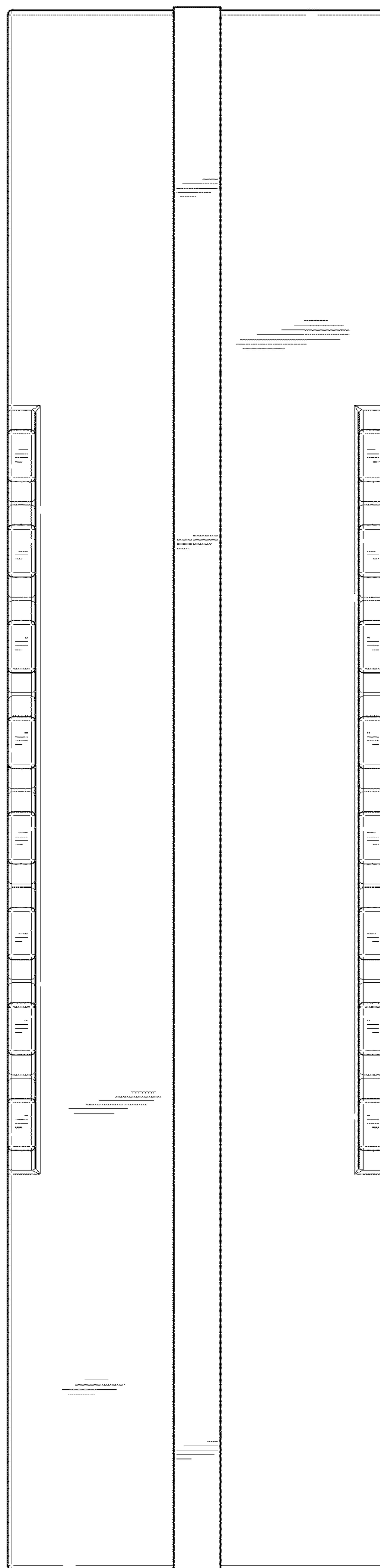


FIG. 7