



US00D620286S

(12) **United States Design Patent**  
**Carmon**

(10) **Patent No.:** **US D620,286 S**  
(45) **Date of Patent:** **\*\* Jul. 27, 2010**

(54) **TABLE**

(75) Inventor: **Dor Carmon**, Herzliya (IL)

(73) Assignee: **Keter Plastic Ltd.**, Herzelyia (IL)

(\*\*) Term: **14 Years**

(21) Appl. No.: **29/342,071**

(22) Filed: **Aug. 18, 2009**

(51) **LOC (9) Cl.** ..... **06-03**

(52) **U.S. Cl.** ..... **D6/480**

(58) **Field of Classification Search** ..... D6/480-489,  
D6/495-499, 511, 429-431; 108/150, 153.1,  
108/155, 156, 157.1, 161; 248/188, 188.1,  
248/188.8

See application file for complete search history.

(56) **References Cited**

**U.S. PATENT DOCUMENTS**

D168,430 S *	12/1952	Wright	.....	D6/429
D230,165 S *	1/1974	Young	.....	D6/449
D286,479 S *	11/1986	Marchesini	.....	D6/484
D461,340 S *	8/2002	Walters, III	.....	D6/484
D466,337 S *	12/2002	Feng	.....	D6/485

\* cited by examiner

*Primary Examiner*—Janice E Seeger

(74) *Attorney, Agent, or Firm*—The Nath Law Group; Derek Richmond

(57) **CLAIM**

What is claimed is the ornamental design for a table, as shown and described.

**DESCRIPTION**

FIG. 1 is an elevated perspective view from the side and front of a design for a table;

FIG. 2 is an elevated rear perspective view of a design for a table as seen in FIG. 1;

FIG. 3 is a bottom perspective view of a design for a table as seen in FIG. 1;

FIG. 4 is an enlarged right side view of the table seen in FIG. 1; the left view being identical;

FIG. 5 is a front view of the table seen in FIG. 1; the rear view being identical;

FIG. 6 is a top view of a design for a table as seen in FIG. 1; and,

FIG. 7 is an enlarged view of the rattan pattern of the surface of the table seen in FIG. 1.

**1 Claim, 7 Drawing Sheets**





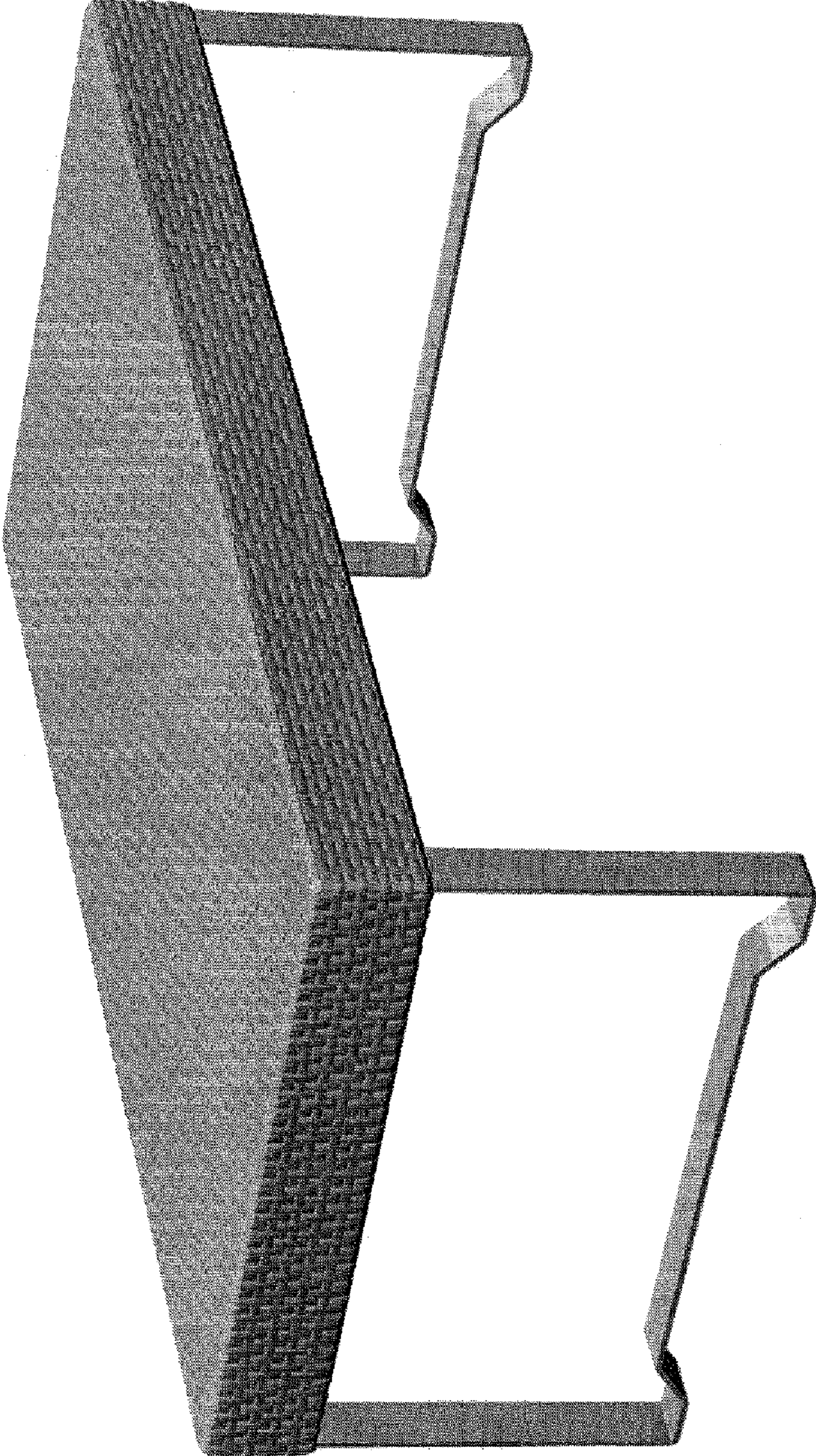


FIG. 1



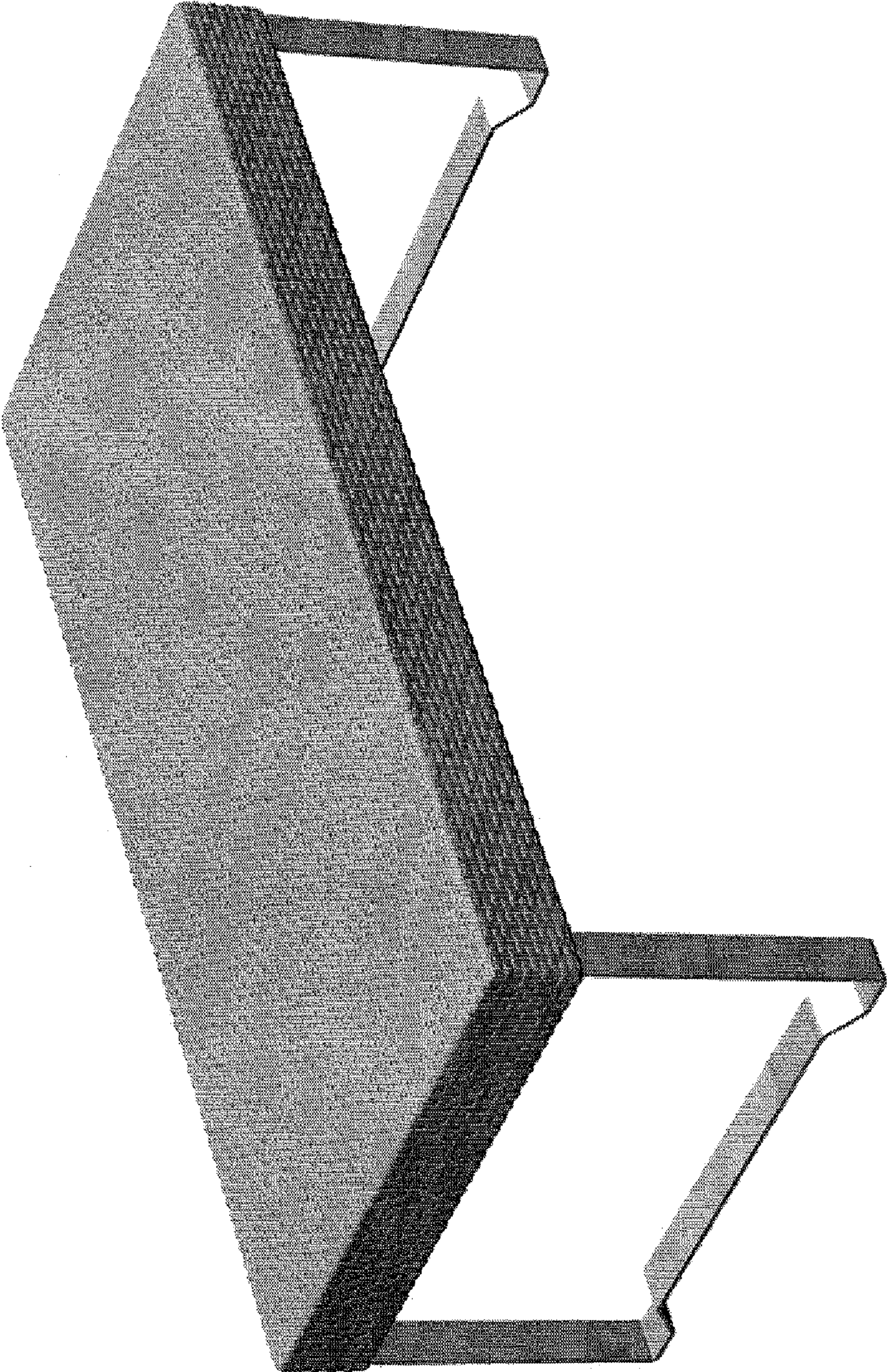


FIG. 2



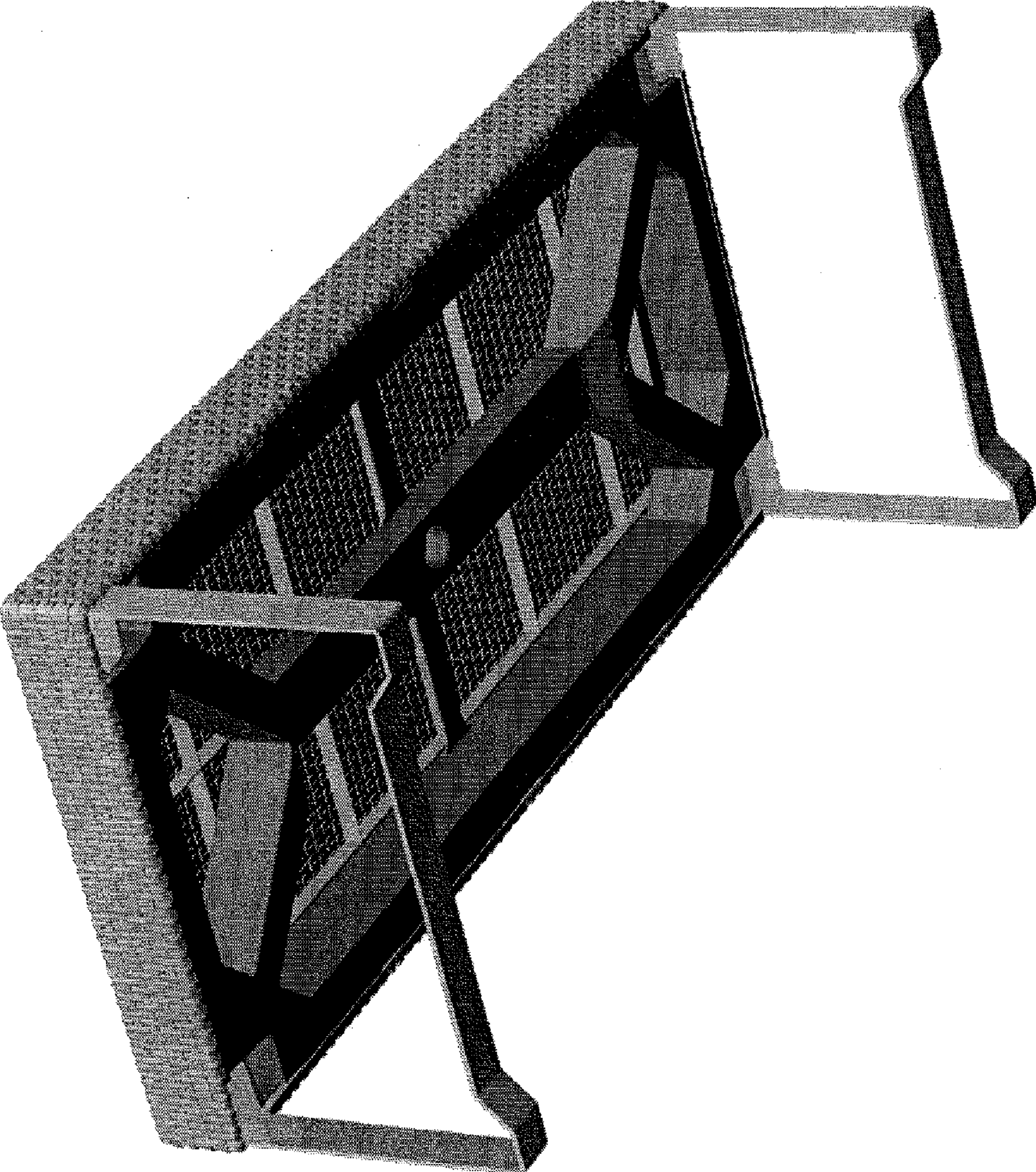


FIG. 3








FIG. 4






**FIG. 5**





**FIG. 6**





**FIG. 7**