

US00D620278S

(12) **United States Design Patent**
Zambelli

(10) **Patent No.:** **US D620,278 S**
(45) **Date of Patent:** **** Jul. 27, 2010**

(54) **AUDIO VIDEO SHELVING UNIT**
(75) Inventor: **Michael P. Zambelli**, Basking Ridge, NJ
(US)
(73) Assignee: **Bell'O International Corp.**,
Morganville, NJ (US)
(**) Term: **14 Years**
(21) Appl. No.: **29/310,599**

D516,838 S 3/2006 Portnoy
D516,840 S 3/2006 deCarolis
D516,847 S 3/2006 Stenhouse et al.
D519,757 S 5/2006 Portnoy
D524,080 S 7/2006 Stenhouse et al.
D525,052 S 7/2006 Malizia et al.
D525,054 S 7/2006 Stenhouse et al.
D527,208 S 8/2006 Malizia et al.
D535,497 S 1/2007 Portnoy

(22) Filed: **Aug. 28, 2008**

(Continued)

(51) **LOC (9) Cl.** **06-04**
(52) **U.S. Cl.** **D6/446**
(58) **Field of Classification Search** D6/446,
D6/470, 436-437, 444, 477-479, 432, 441,
D6/445-448; 312/114, 204, 224, 278, 279,
312/7.2

OTHER PUBLICATIONS

Bell'O's 2005-2006 Product Catalog.
Primary Examiner—Caron Veynar
Assistant Examiner—Abraham Bahta
(74) *Attorney, Agent, or Firm*—Lerner, David, Littenberg,
Krumholz & Mentlik, LLP

See application file for complete search history.

(56) **References Cited**

(57) **CLAIM**

U.S. PATENT DOCUMENTS

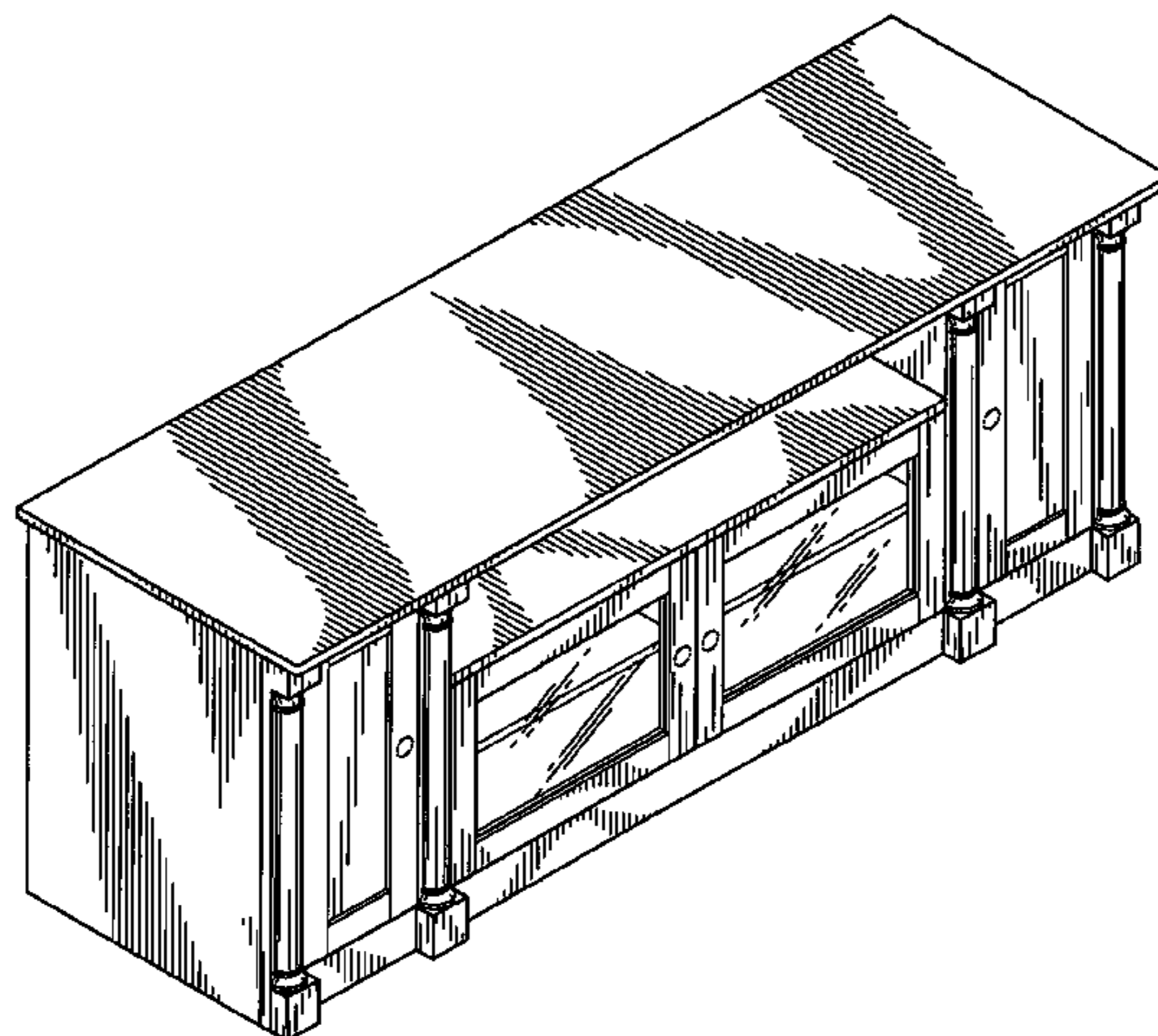
The ornamental design for audio video shelving unit, as shown and described.

D454,731 S 3/2002 Niitsu et al.
D458,053 S 6/2002 Luong
D472,073 S 3/2003 de Carolis
D472,074 S 3/2003 de Carolis
D472,075 S 3/2003 de Carolis
D489,548 S 5/2004 Malizia et al.
D491,748 S 6/2004 deCarolis
D491,749 S 6/2004 Malizia et al.
D491,750 S 6/2004 Bertoncini et al.
D491,753 S 6/2004 deCarolis
D492,860 S 7/2004 Bertoncini et al.
D493,982 S 8/2004 deCarolis
D496,807 S 10/2004 deCarolis
D497,060 S 10/2004 Chang et al.
D497,061 S 10/2004 Decarolis
D505,573 S 5/2005 Malizia
D506,329 S 6/2005 Sexton
D507,433 S 7/2005 Portnoy
D507,900 S 8/2005 Sexton
D508,172 S 8/2005 Malizia et al.
D515,337 S 2/2006 deCarolis

DESCRIPTION

FIG. 1 is a front perspective view of a first embodiment of the audio video shelving unit;
FIG. 2 is a front elevational view thereof;
FIG. 3 is a rear elevational view thereof;
FIG. 4 is a top plan view thereof;
FIG. 5 is a right side view thereof (the left side being a mirror image of the right side view); and,
FIG. 6 is a front perspective view of a second embodiment of the audio video shelving unit (all other views of the second embodiment having the same appearance as FIGS. 1-5).
The broken lines shown on the drawings are included for the purpose of illustration and form no part of the claimed design.

1 Claim, 6 Drawing Sheets



US D620,278 S

Page 2

U.S. PATENT DOCUMENTS

D537,656 S	3/2007	Stenhouse et al.	D559,584 S	1/2008	Zambelli
D549,991 S	9/2007	Stravitz	D560,077 S	1/2008	Zambelli
D554,393 S	11/2007	Yalif	D562,593 S	2/2008	Zambelli
D555,397 S	11/2007	Yalif	D564,260 S	3/2008	deCarolis
D559,583 S	1/2008	Zambelli	D564,261 S	3/2008	Sculler
			D564,789 S	3/2008	deCarolis
			D564,796 S	3/2008	Zambelli

FIG. 1

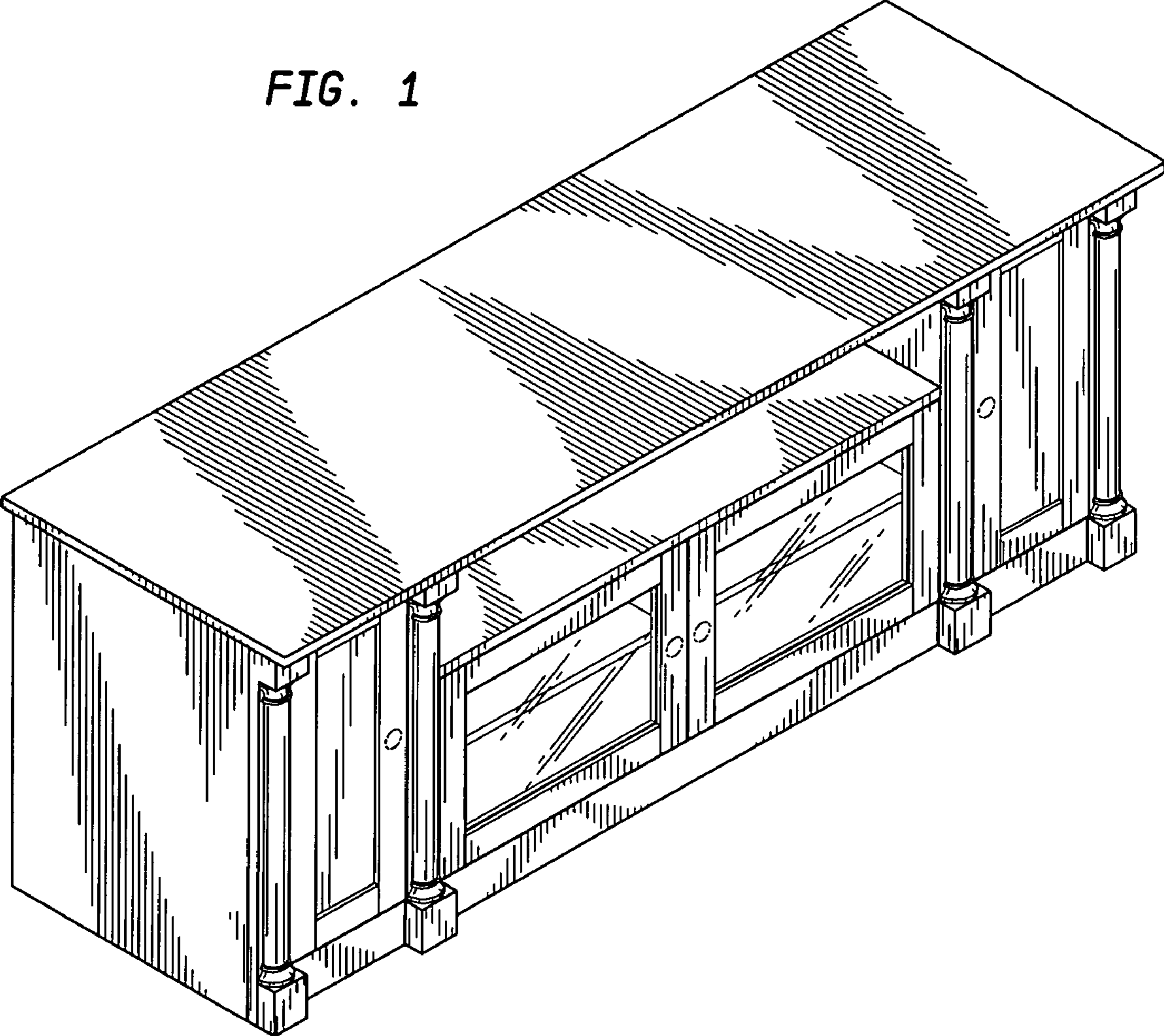


FIG. 2

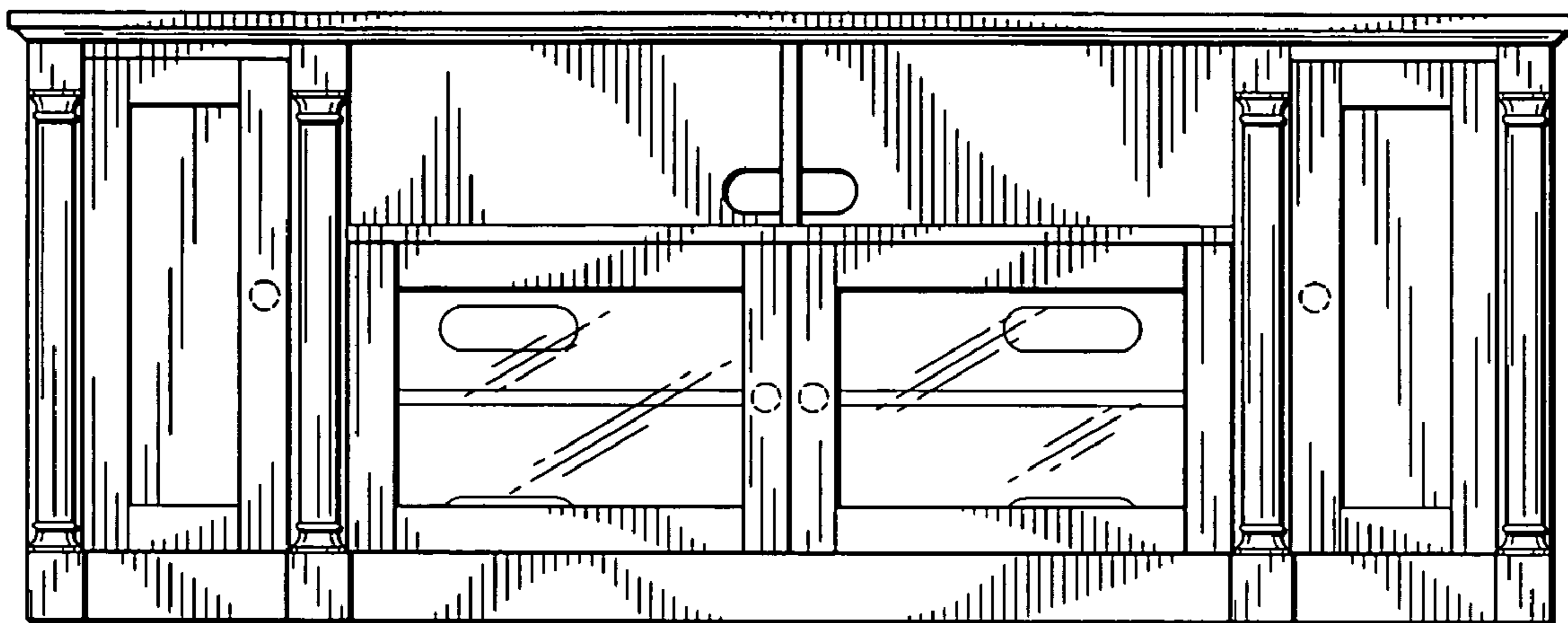


FIG. 3

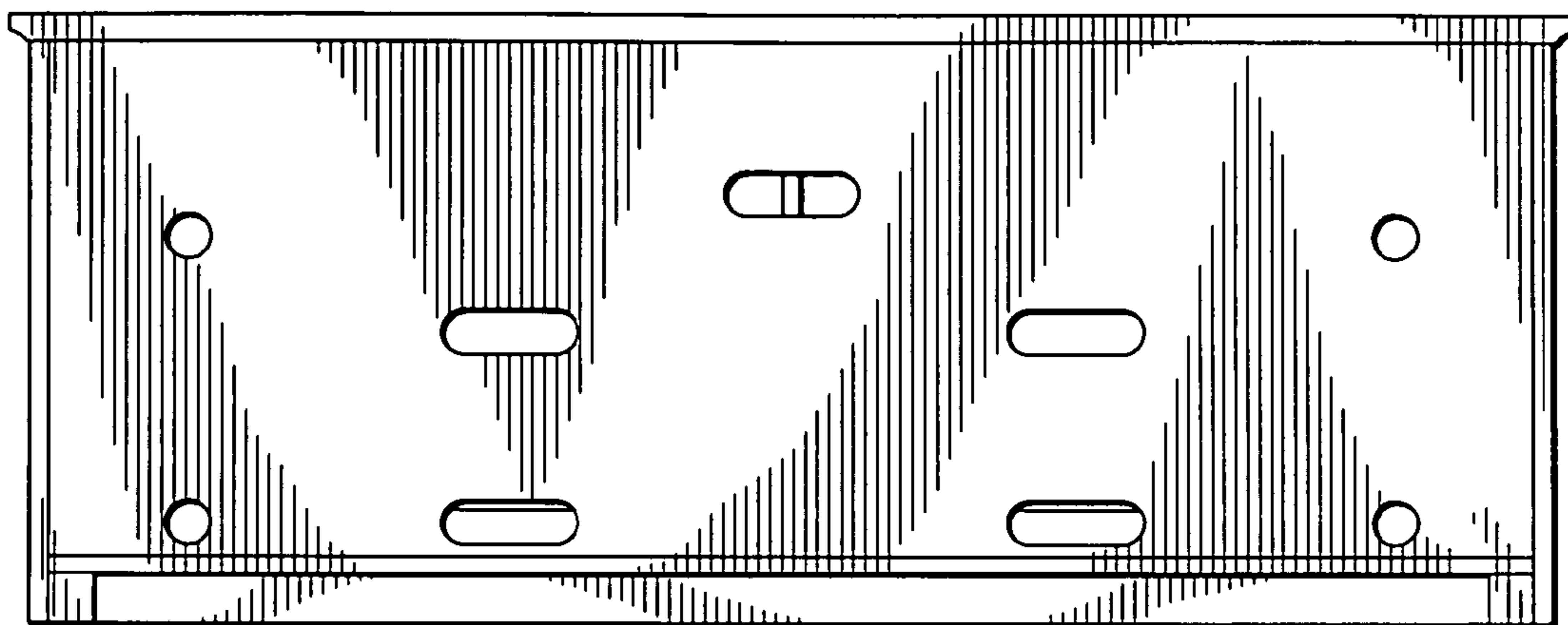


FIG. 4

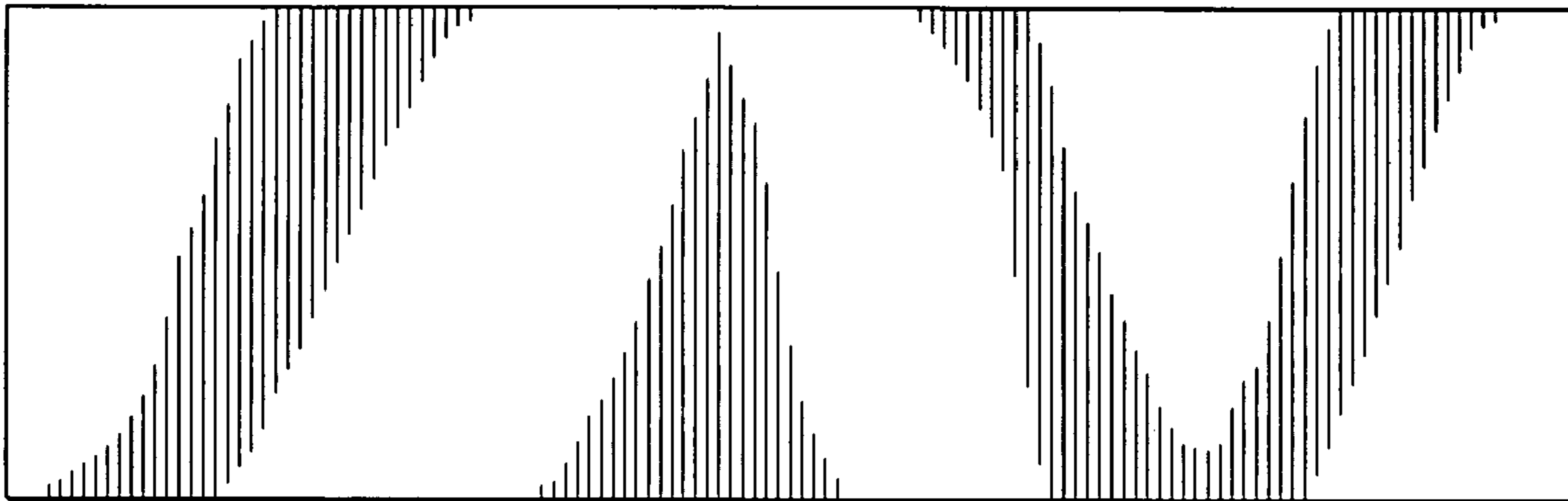


FIG. 5

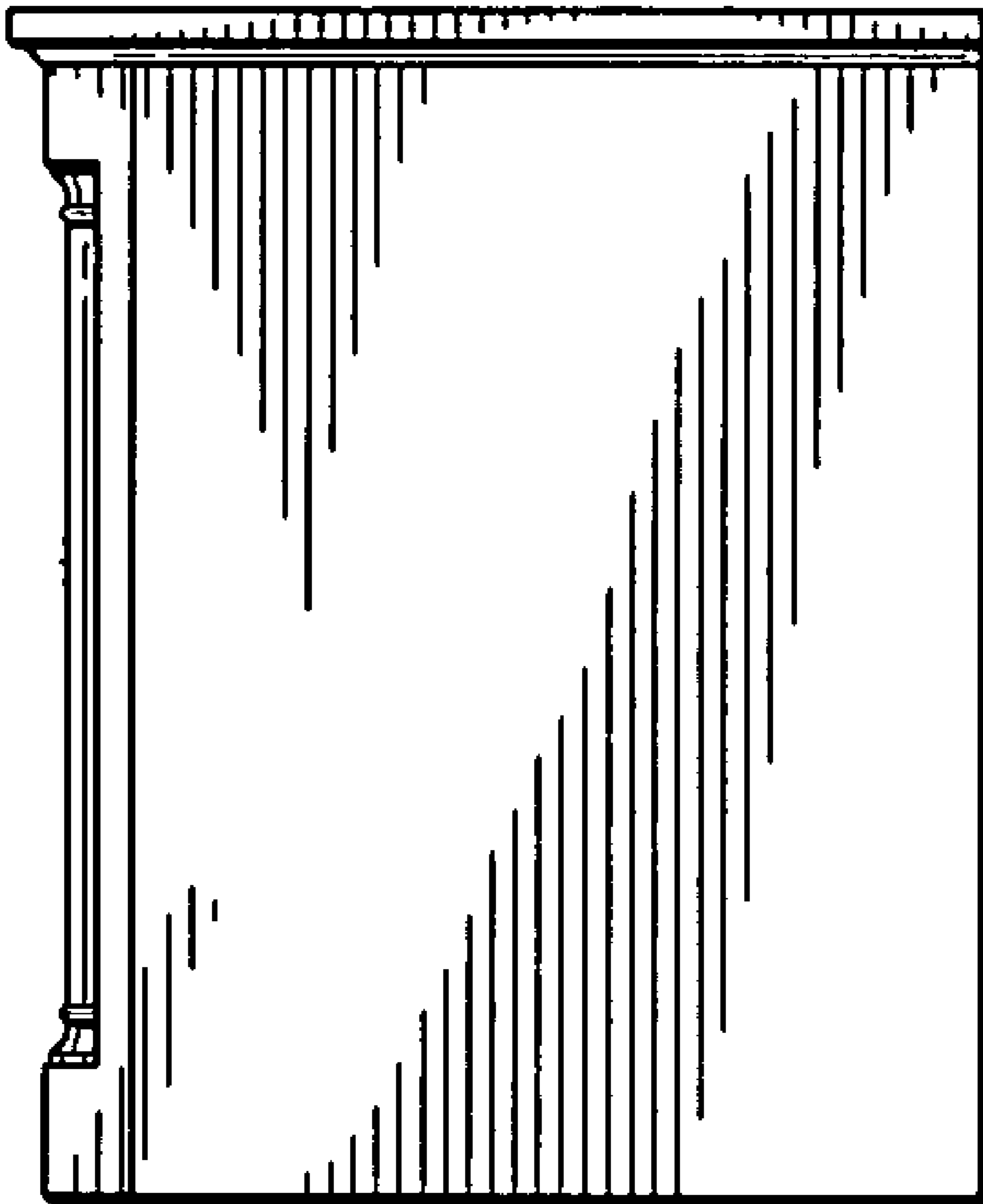


FIG. 6

