



US00D620265S

(12) **United States Design Patent**
Dewhirst

(10) **Patent No.:** **US D620,265 S**
(45) **Date of Patent:** **** Jul. 27, 2010**

(54) **CHAIR**

(76) Inventor: **Evan Dewhirst**, 193 Washington Ave.,
Brooklyn, NY (US) 11205

(**) Term: **14 Years**

(21) Appl. No.: **29/345,902**

(22) Filed: **Oct. 23, 2009**

(51) **LOC (9) Cl.** **06-01**

(52) **U.S. Cl.** **D6/345; D6/348; D6/358**

(58) **Field of Classification Search** D6/334–336,
D6/344, 345, 348, 349, 351, 358, 360, 364,
D6/365, 495, 497, 500–502; 297/181, 271.5,
297/271.6, 451.4, 451.5, 461, 462; D1/118;
D9/668, 689; D21/786; 426/135, 139; 473/120,
473/124

See application file for complete search history.

(56) **References Cited**

U.S. PATENT DOCUMENTS

2,248,448 A * 7/1941 Chester 426/139
D205,851 S * 9/1966 Smith D21/786
3,306,512 A * 2/1967 Pagnini 426/135

D419,437 S * 1/2000 Straeten D9/668
D422,208 S * 4/2000 Brose D9/668
D422,491 S * 4/2000 Van Oldenborgh D9/668
D459,984 S * 7/2002 Davis D9/668
D560,378 S * 1/2008 Audrito D6/351

* cited by examiner

Primary Examiner—Mimosa De

(74) *Attorney, Agent, or Firm*—Mark S. Leonardo; Brown
Rudnick LLP

(57) **CLAIM**

The ornamental design for a chair, as shown and described.

DESCRIPTION

FIG. 1 illustrates a side perspective view of a chair employing
an ornamental design in accordance with the present inven-
tion;

FIG. 2 illustrates a side plan view of the chair of FIG. 1, the
right and left views being identical thereto;

FIG. 3 is a top plan view of the chair of FIG. 1; and,

FIG. 4 is a bottom plan view of the chair of FIG. 1.

1 Claim, 4 Drawing Sheets

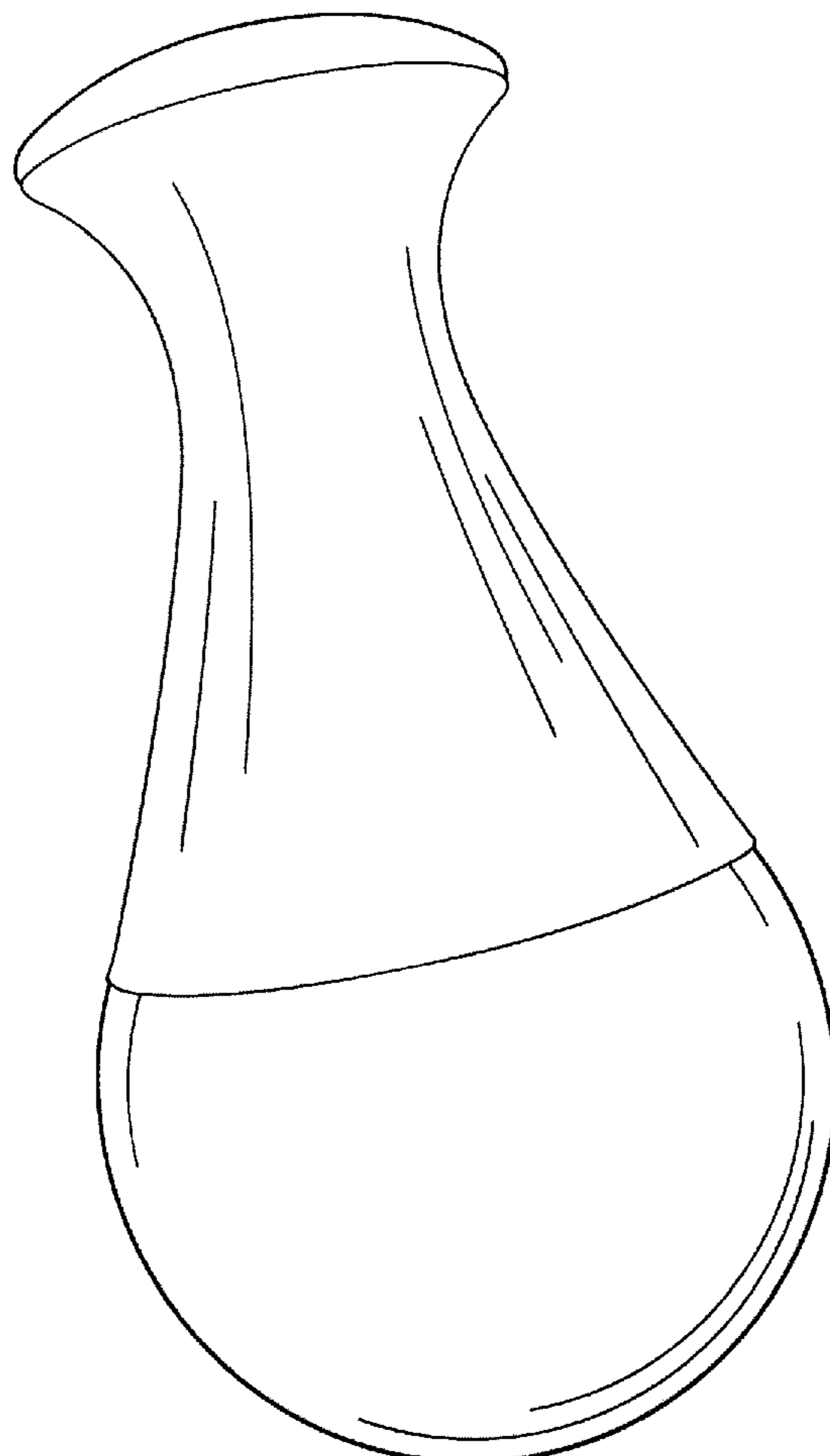




Figure 1.




Figure 2.

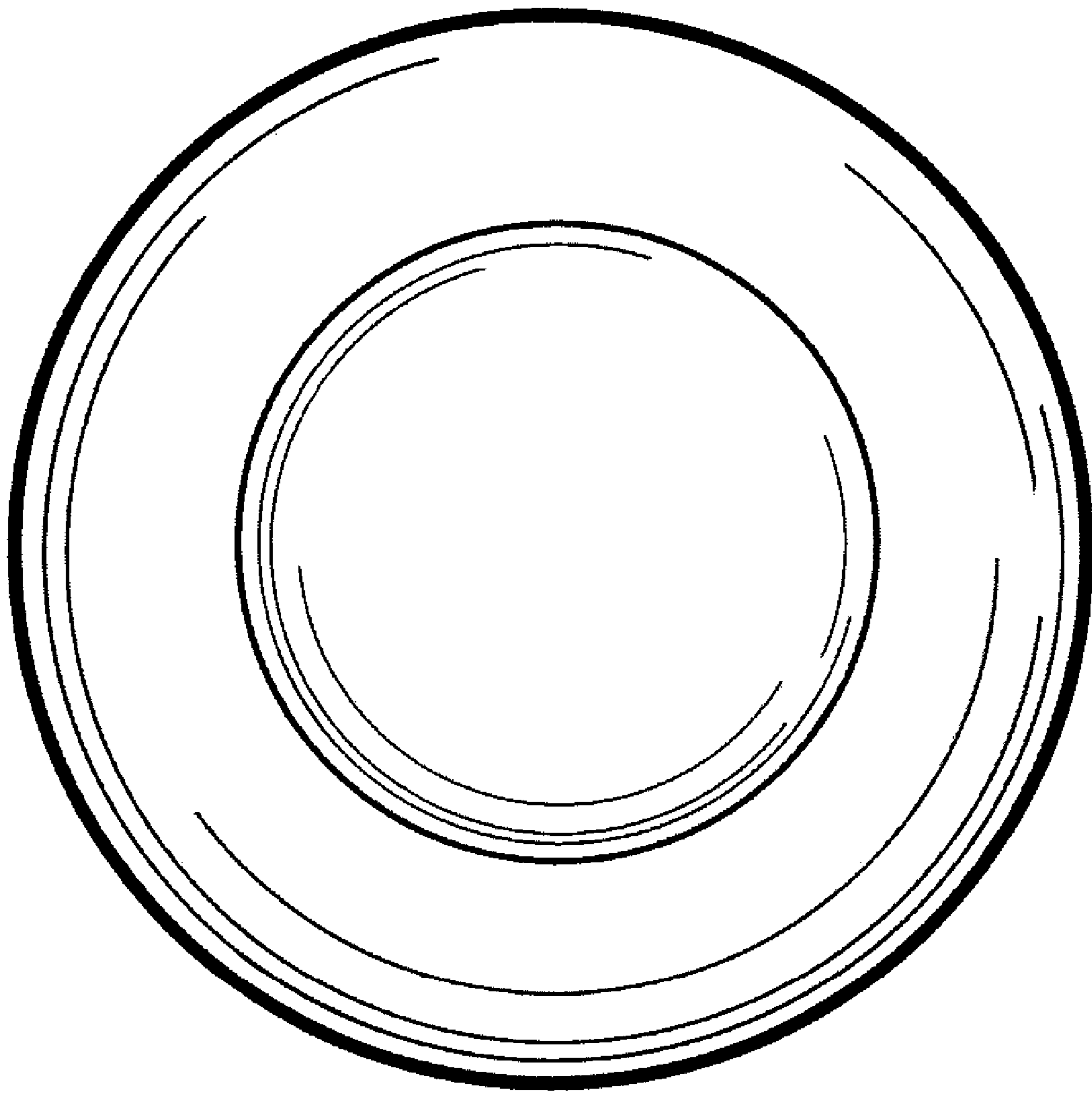


Figure 3.

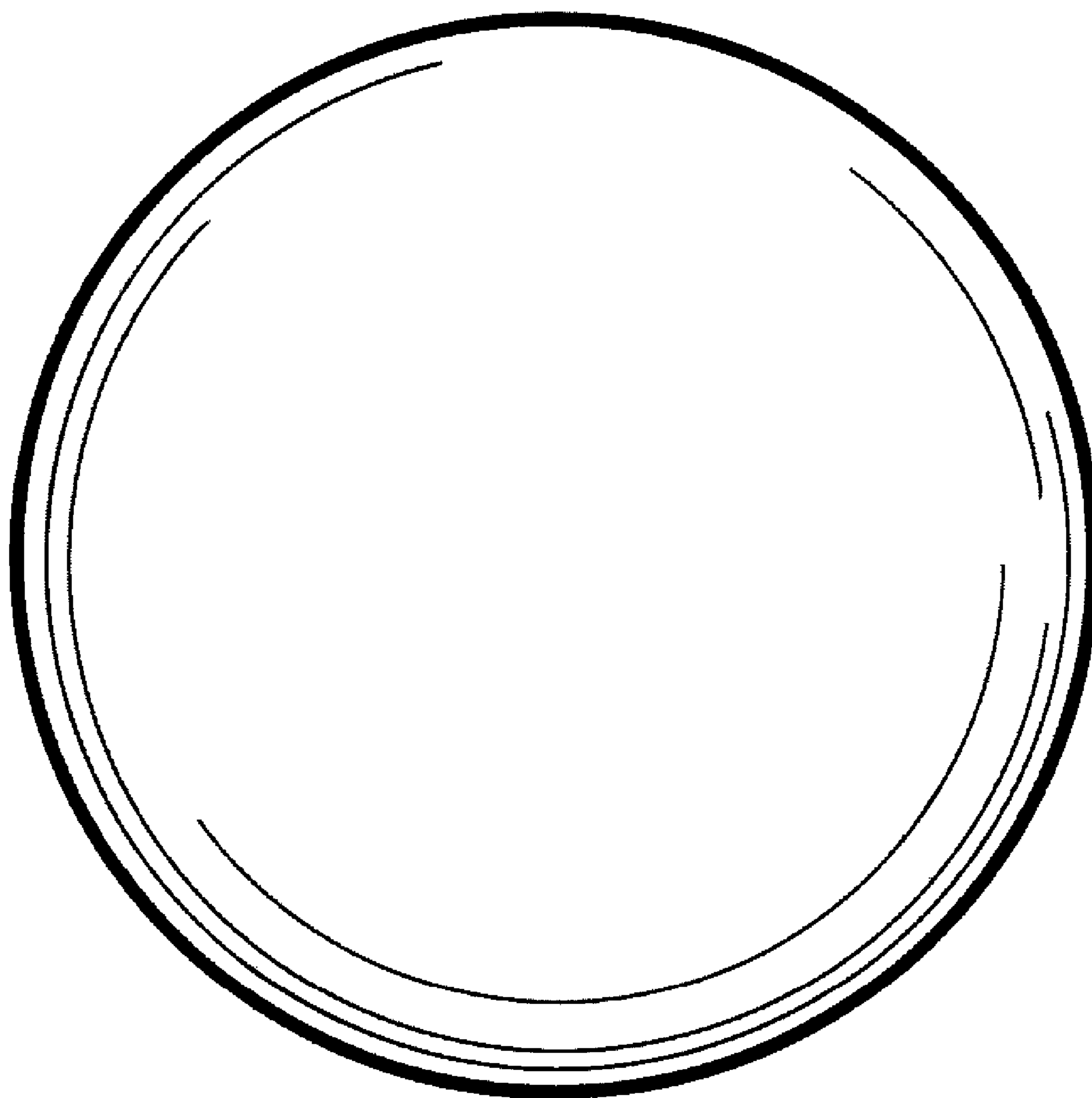


Figure 4.