



US00D620263S

(12) **United States Design Patent**
Van Halder

(10) **Patent No.:** **US D620,263 S**
(45) **Date of Patent:** **** Jul. 27, 2010**

(54) **INFLATABLE SPORTS CHAIR**

(76) **Inventor:** **Josephus Johannes Maria Van Halder,**
P.O. Box 349, South Prairie, WA (US)
98385

(**) **Term:** **14 Years**

(21) **Appl. No.:** **29/353,437**

(22) **Filed:** **Jan. 8, 2010**

(51) **LOC (9) Cl.** **06-01**

(52) **U.S. Cl.** **D6/334**

(58) **Field of Classification Search** D6/334,
D6/361, 369, 374, 491, 492, 500-502, 375;
297/63, 94, 232, 233, 248, 283.1, 283.2,
297/535, 354.1, 445.1, 446.1, 448.1; 5/12.1,
5/12.2; D21/803

See application file for complete search history.

(56) **References Cited**

U.S. PATENT DOCUMENTS

3,635,528	A	*	1/1972	Strom	297/452.41
D289,075	S	*	3/1987	Wolfe	D21/803
D361,904	S	*	9/1995	Reese	D6/371
D368,377	S	*	4/1996	Laslo	D6/334
D371,252	S	*	7/1996	Chaput	D6/381
D378,169	S	*	2/1997	Yu	D6/334
D390,018	S	*	2/1998	Lee	D6/334
D391,774	S	*	3/1998	Yu	D6/334
D395,556	S	*	6/1998	Lieberman	D6/334
D407,230	S	*	3/1999	Lieberman	D6/381
D411,687	S	*	6/1999	Lewis et al.	D6/334
5,951,111	A	*	9/1999	Klimenko	297/452.41

D421,066	S	*	2/2000	Nieder	D20/41
D424,313	S	*	5/2000	Linder	D6/334
D426,714	S	*	6/2000	Linder	D6/334
D462,183	S	*	9/2002	Canto Garcia	D6/335
D462,533	S	*	9/2002	Popham et al.	D6/334
D464,816	S	*	10/2002	Leib et al.	D6/335
D476,822	S	*	7/2003	Schweikarth	D6/381
D489,908	S	*	5/2004	Ricci	D6/334
D506,079	S	*	6/2005	Ricci	D6/334
D535,484	S	*	1/2007	May	D6/336
D543,368	S	*	5/2007	Kenyatta	D6/334
D561,861	S	*	2/2008	Boutin	D21/803

* cited by examiner

Primary Examiner—Sandra Snapp

(74) *Attorney, Agent, or Firm*—Citadel Patent Law; George A Leone

(57) **CLAIM**

The ornamental design for an inflatable sports chair, as shown and described.

DESCRIPTION

FIG. 1 is a perspective view of an inflatable sports chair showing our new design;

FIG. 2 is a front view thereof;

FIG. 3 is a back view thereof;


FIG. 4 is a right side view thereof;

FIG. 5 is a left side view thereof;

FIG. 6 is a top view thereof; and,

FIG. 7 is a bottom view thereof.

1 Claim, 4 Drawing Sheets






Fig. 1




Fig. 2

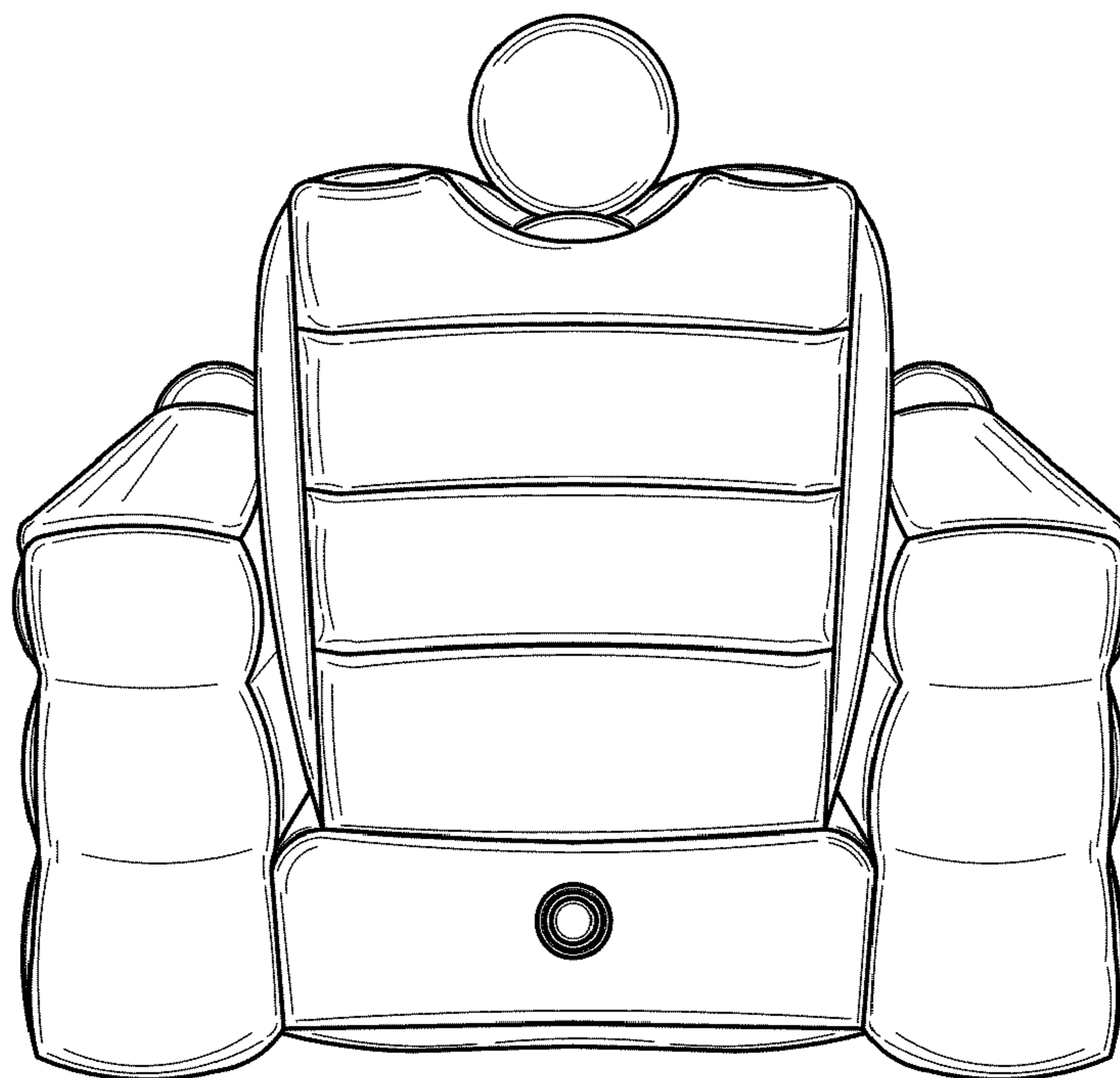


Fig. 3




Fig. 4




Fig. 5

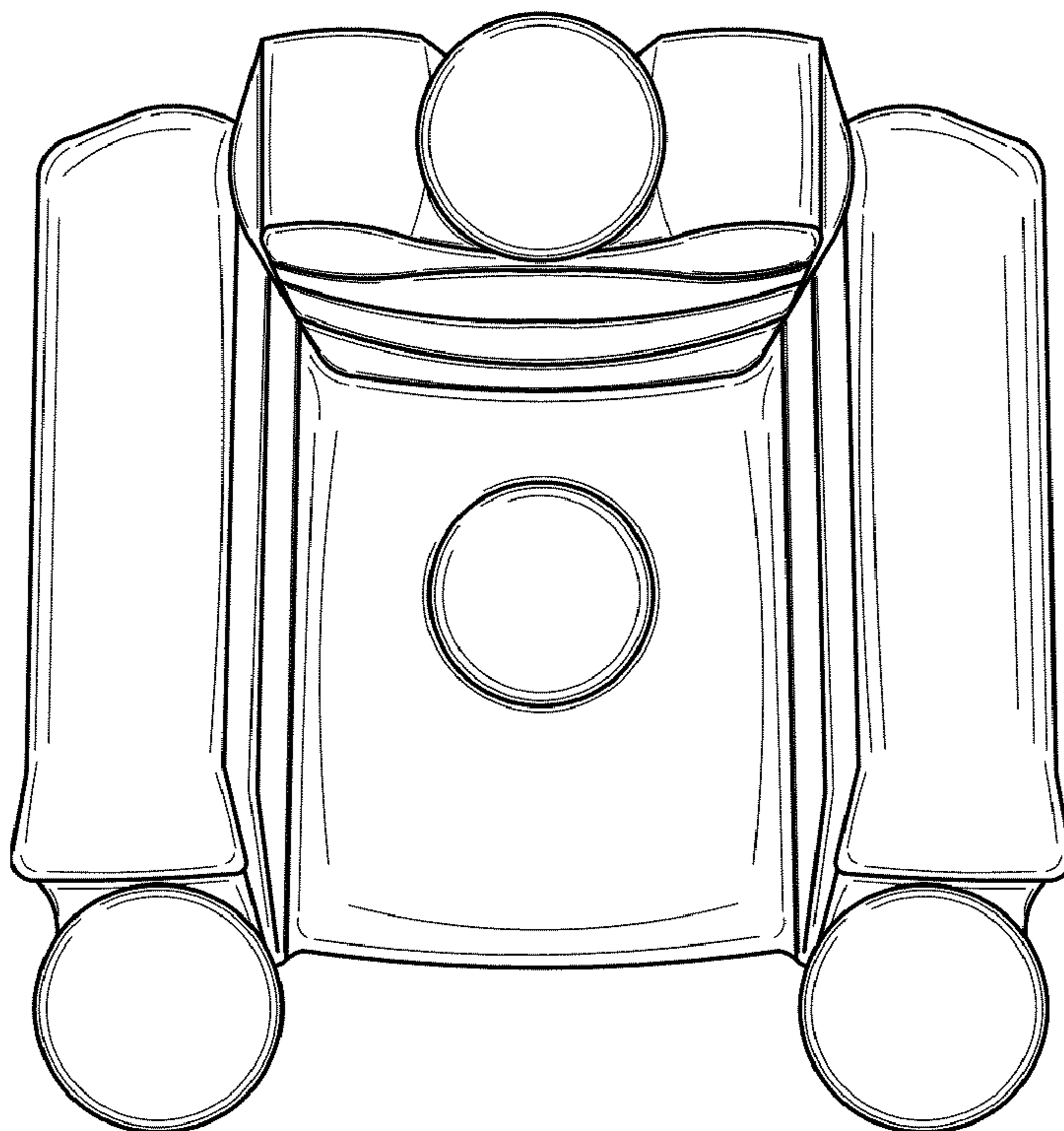


Fig. 6

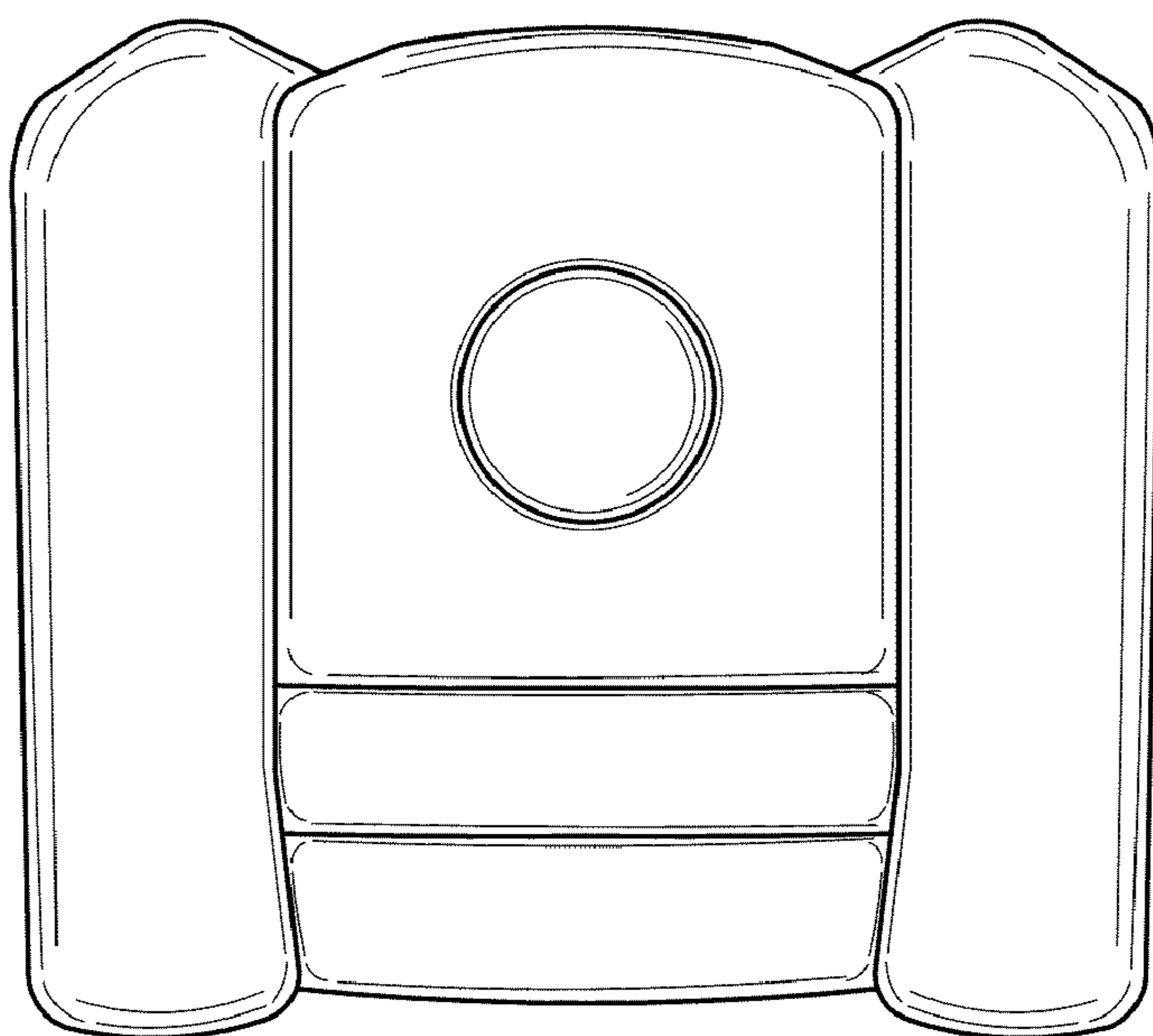


Fig. 7