



US00D620258S

(12) **United States Design Patent**
Fahrendorff

(10) **Patent No.:** **US D620,258 S**

(45) **Date of Patent:** **** Jul. 27, 2010**

(54) **HANDHELD ELECTRONIC DEVICE CASE**

(75) Inventor: **Anders Fahrendorff**, Ottawa (CA)

(73) Assignee: **Research In Motion Limited**, Waterloo (CA)

(**) Term: **14 Years**

(21) Appl. No.: **29/350,735**

(22) Filed: **Nov. 23, 2009**

(51) **LOC (9) Cl.** **03-01**

(52) **U.S. Cl.** **D3/299**

(58) **Field of Classification Search** D3/201,
D3/203.5, 205–206, 218–219, 222, 224, 226–227,
D3/230, 299, 303; D14/250, 251, 253; D21/394;
D27/172, 183, 185–186; 206/5, 315.1, 320,
206/579; 224/217, 240, 901, 904
See application file for complete search history.

(56) **References Cited**

U.S. PATENT DOCUMENTS

D495,872 S *	9/2004	Patton	D3/218
D524,042 S *	7/2006	Lavine	D3/218
D527,893 S *	9/2006	Martz	D3/218
D532,199 S *	11/2006	Balchunas et al.	D3/303
D534,721 S *	1/2007	Hussaini et al.	D3/218
D549,449 S *	8/2007	Malhotra et al.	D3/218
D549,958 S *	9/2007	Boyd et al.	D3/218
D550,954 S *	9/2007	Boyd et al.	D3/218
D563,098 S *	3/2008	Segreto	D3/218
D564,752 S *	3/2008	Badillo et al.	D3/218

D566,397 S *	4/2008	Jones	D3/299
D585,640 S *	2/2009	Case	D3/218
D606,299 S *	12/2009	Boomhour et al.	D3/201
D606,302 S *	12/2009	Fahrendorff et al.	D3/218
D606,303 S *	12/2009	Fahrendorff et al.	D3/218
D606,740 S *	12/2009	Fahrendorff et al.	D3/218

* cited by examiner

Primary Examiner—Philip S Hyder
Assistant Examiner—Roselynn Cody

(57) **CLAIM**

I claim the ornamental design for a handheld electronic device case, as shown and described.

DESCRIPTION

FIG. 1 is a back perspective view of a handheld electronic device case;

FIG. 2 is a front perspective view of the handheld electronic device case;

FIG. 3 is a front elevational view thereof;

FIG. 4 is a back elevational view thereof;

FIG. 5 is a right elevational view thereof;

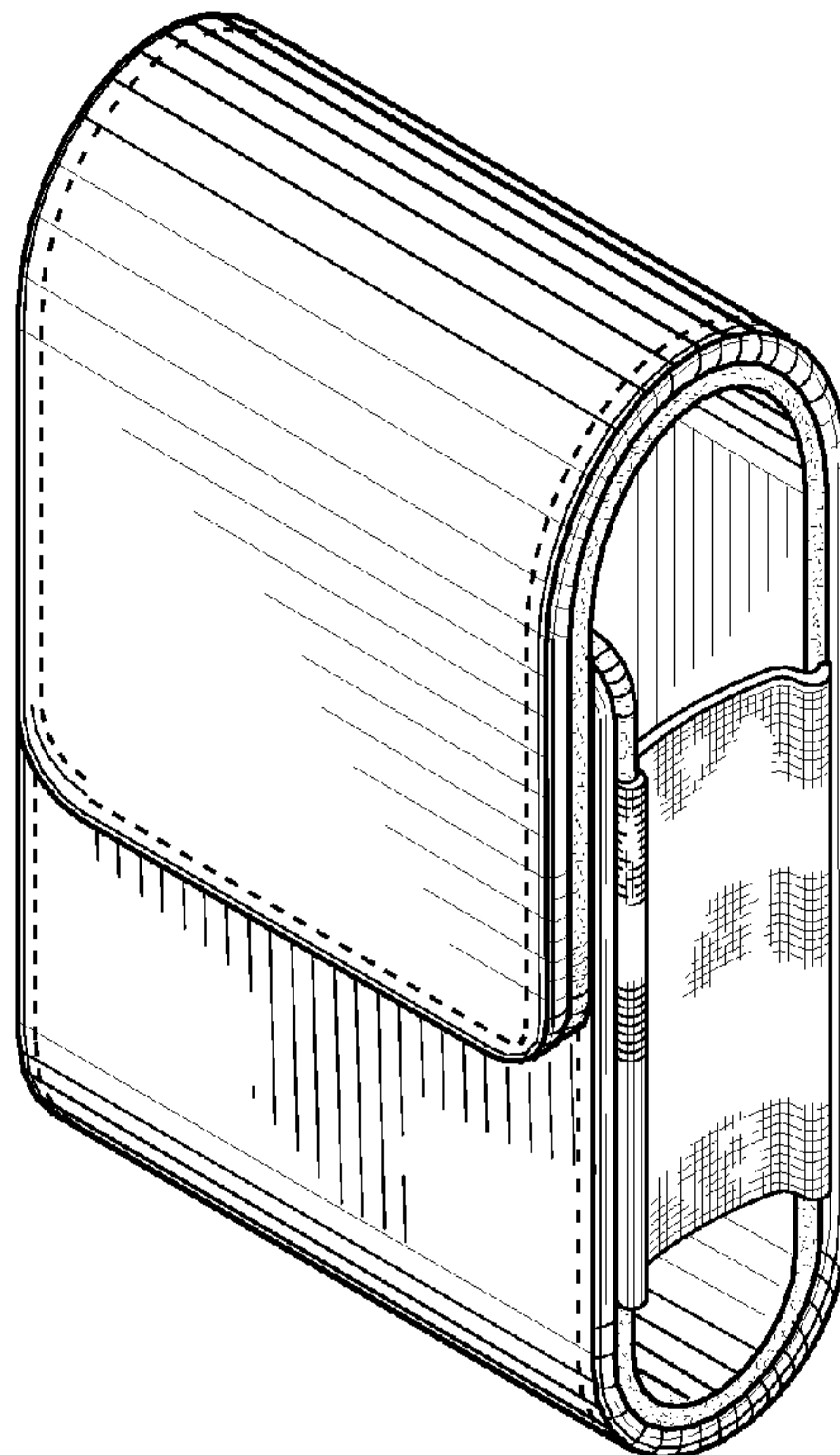
FIG. 6 is a left elevational view thereof;

FIG. 7 is a top plan view thereof; and,

FIG. 8 is a bottom plan view thereof.

The dashed lines in the drawings represent stitching which forms part of the claimed design.

1 Claim, 4 Drawing Sheets



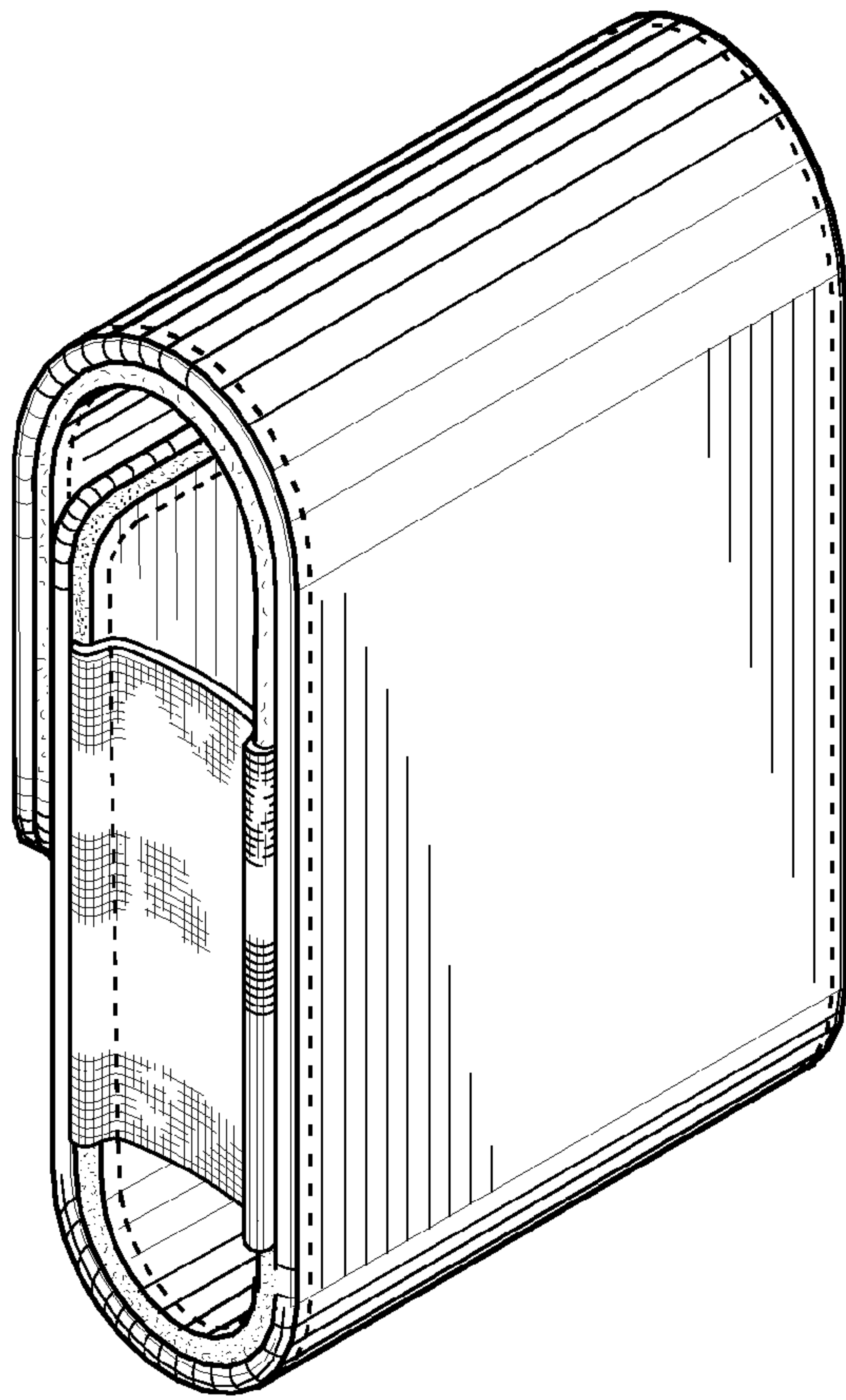


FIG. 1

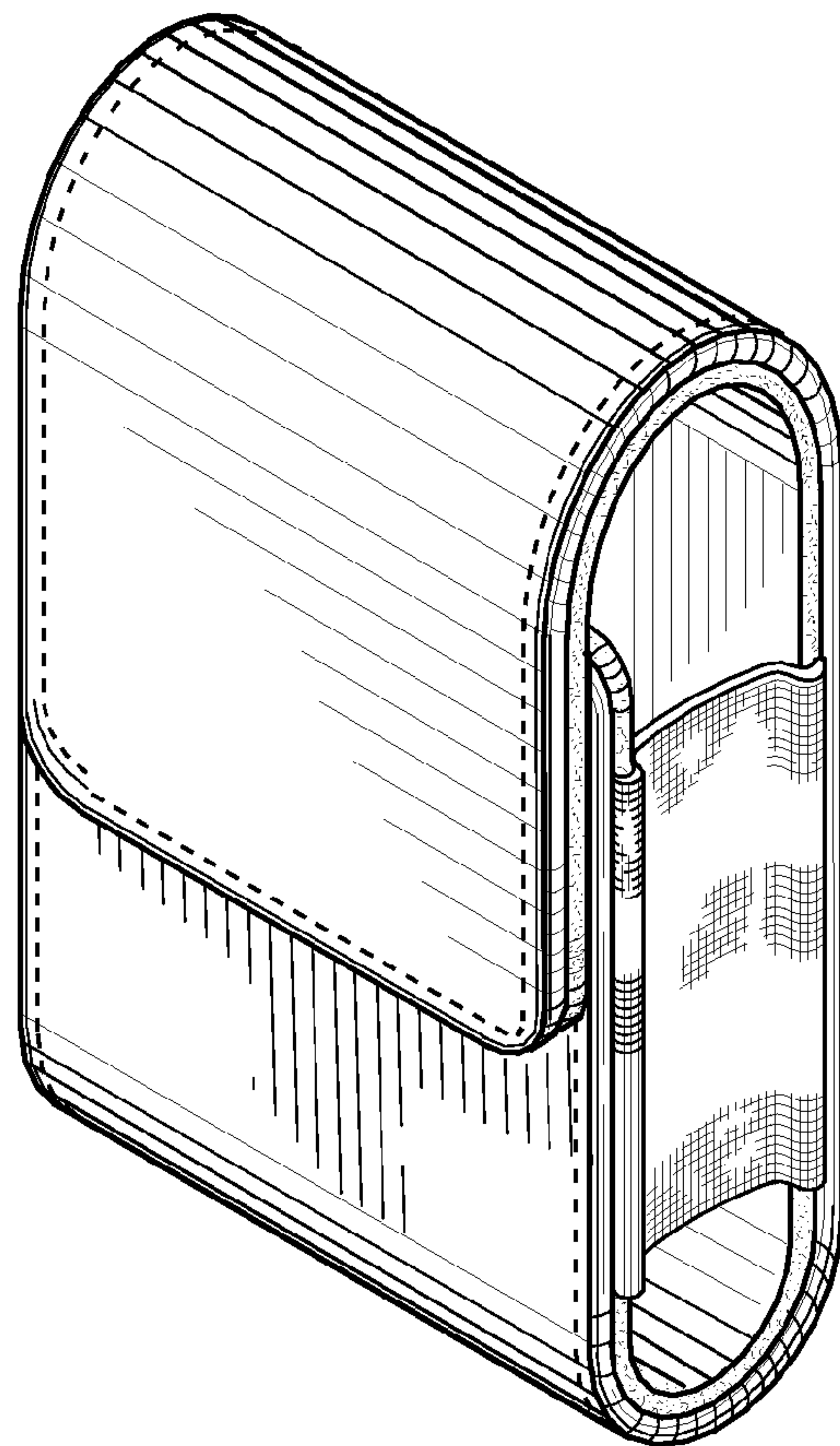


FIG. 2

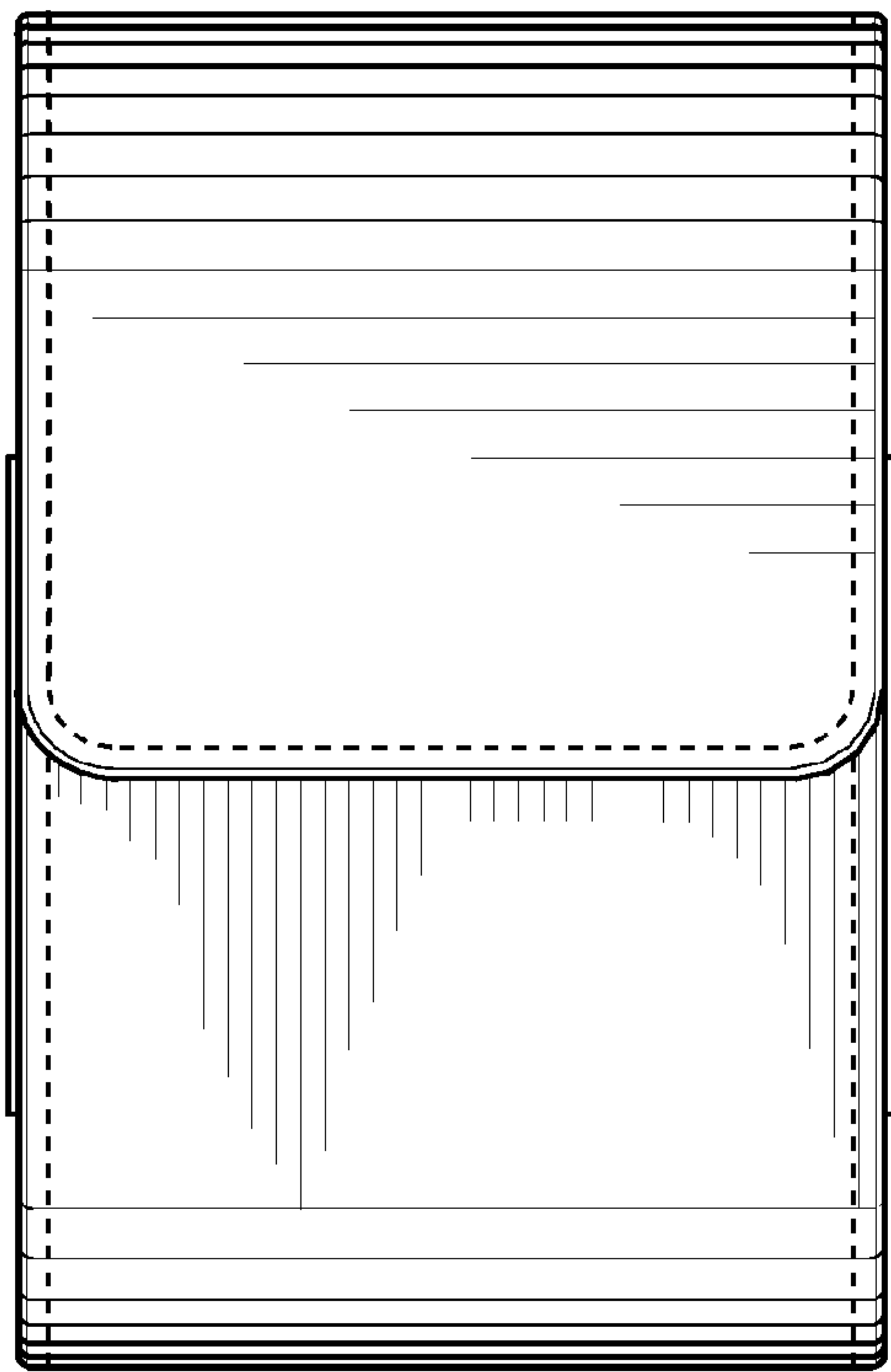


FIG.3

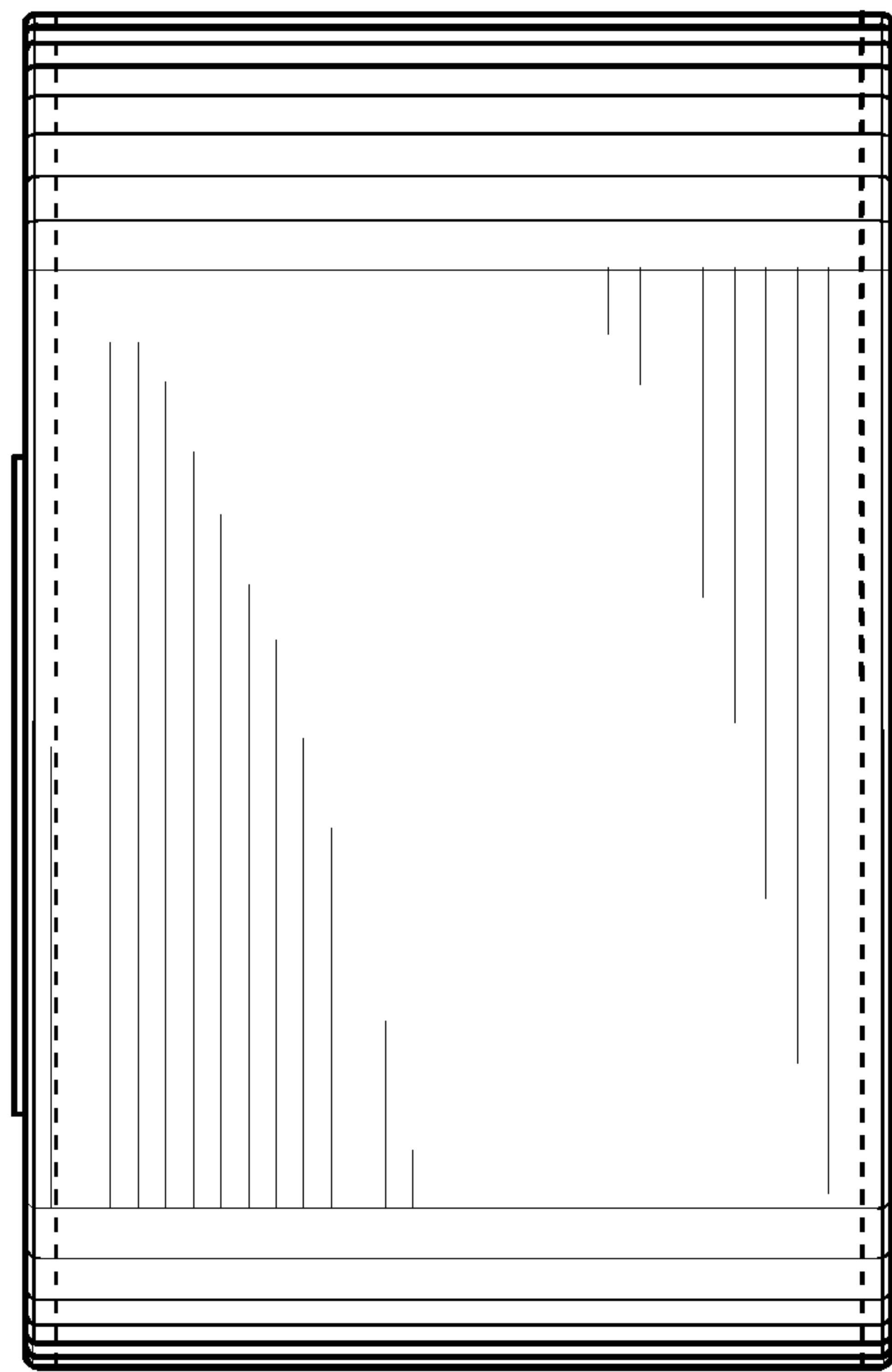


FIG.4

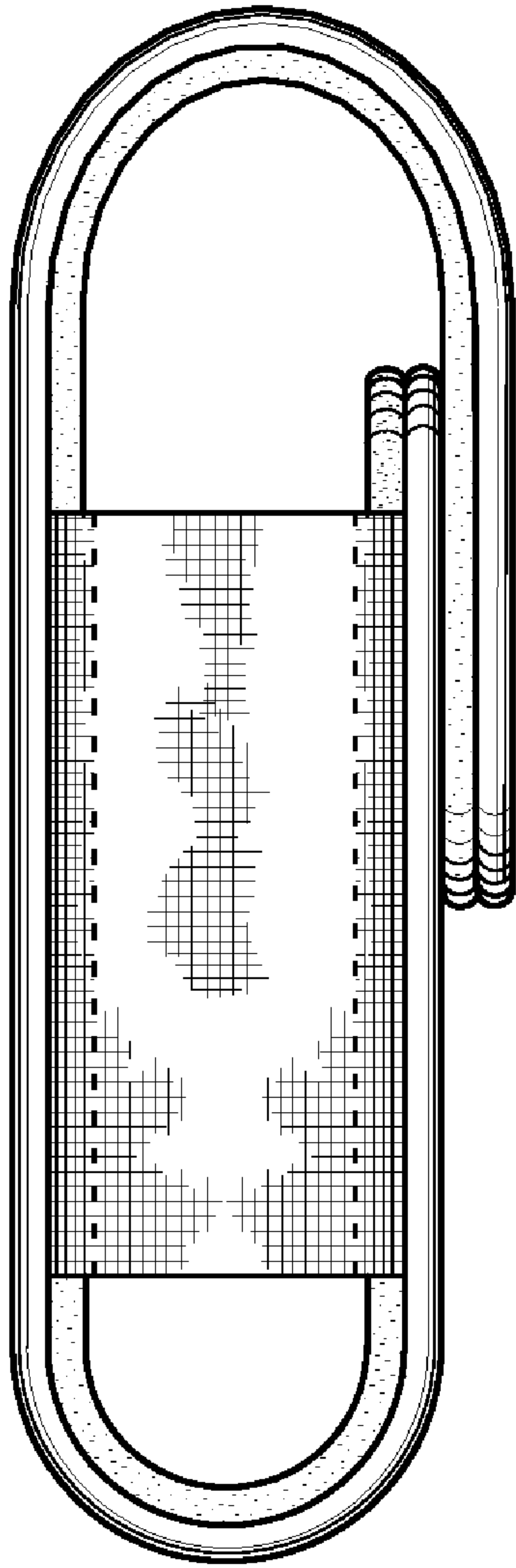


FIG. 5

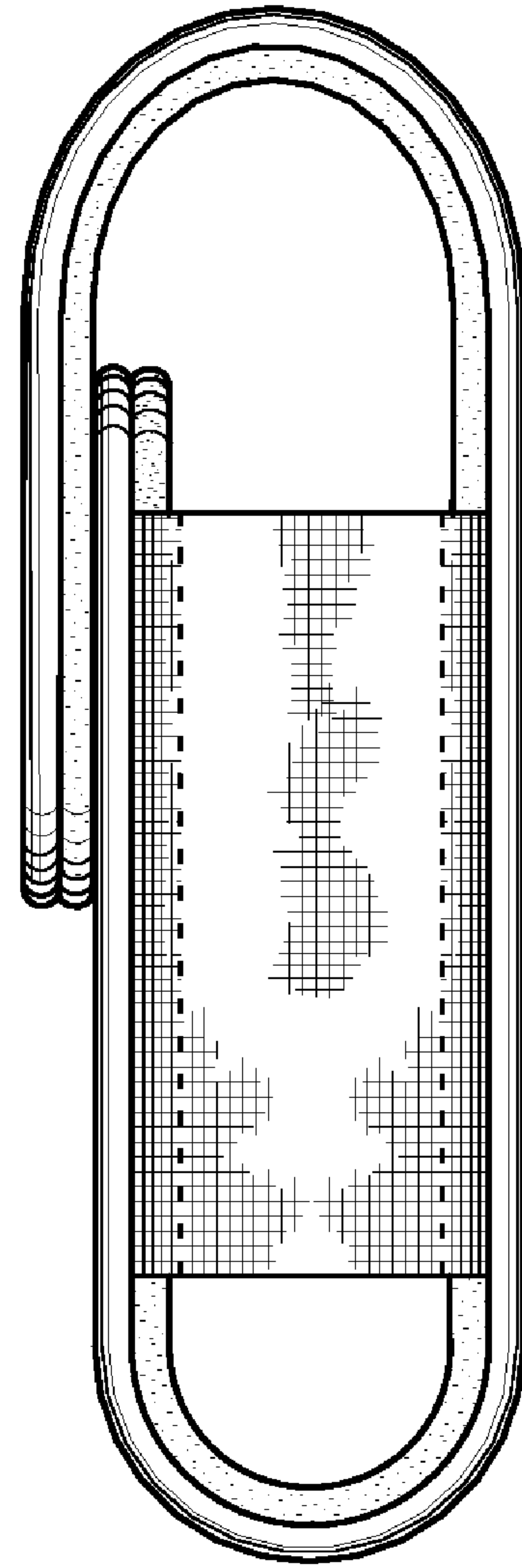


FIG. 6




FIG. 7




FIG. 8