



US00D620251S

(12) **United States Design Patent**
Guyon et al.

(10) **Patent No.:** **US D620,251 S**
(45) **Date of Patent:** **** Jul. 27, 2010**

(54) **HANDBAG**

(75) Inventors: **Isabelle Guyon**, Paris (FR); **Sophie Delafontaine**, Paris (FR); **Philippe Cassegrain**, Paris (FR)

(73) Assignee: **S.A.S.Jean Cassegrain**, Paris (FR)

(**) Term: **14 Years**

(21) Appl. No.: **29/350,152**

(22) Filed: **Nov. 12, 2009**

(30) **Foreign Application Priority Data**
Jun. 11, 2009 (EM) 001544206

(51) **LOC (9) Cl.** **03-01**

(52) **U.S. Cl.** **D3/245**

(58) **Field of Classification Search** D3/232-233,
D3/318, 324; 150/100, 103-110, 113-114,
150/118-119

See application file for complete search history.

D530,083 S 10/2006 Guyon
D530,511 S 10/2006 Guyon
D530,910 S 10/2006 Guyon
D531,403 S 11/2006 Guyon
D531,796 S 11/2006 Guyon
D533,345 S 12/2006 Guyon
D533,996 S 12/2006 Cassegrain
D534,350 S 1/2007 Guyon
D535,819 S 1/2007 Guyon
D539,535 S 4/2007 Guyon
D545,058 S * 6/2007 Kiely et al. D3/246
D562,552 S * 2/2008 Gerbi D3/246
D570,105 S 6/2008 Guyon
D570,107 S 6/2008 Guyon
D575,954 S * 9/2008 Gerbi D3/232
D595,050 S 6/2009 Guyon
D596,851 S * 7/2009 Nelson D3/245
D596,854 S * 7/2009 Nelson D3/245
D597,306 S * 8/2009 Hong D3/245

* cited by examiner

Primary Examiner—Holly H Baynham
(74) *Attorney, Agent, or Firm*—Gottlieb, Rackman & Reisman, P.C.

(56) **References Cited**

U.S. PATENT DOCUMENTS

D177,446 S * 4/1956 Utzinger D3/244
D451,669 S 12/2001 Guyon
D452,072 S 12/2001 Guyon
D462,167 S 9/2002 Guyon
D489,891 S 5/2004 Guyon
D489,894 S 5/2004 Guyon
D490,607 S 6/2004 Guyon
D490,608 S 6/2004 Guyon
D490,976 S 6/2004 Delafontaine
D501,315 S 2/2005 Delafontaine
D501,316 S 2/2005 Guyon
D501,317 S 2/2005 Guyon
D501,599 S 2/2005 Guyon
D501,717 S 2/2005 Guyon

(57) **CLAIM**

The ornamental design for a handbag, as shown and described.

DESCRIPTION

FIG. 1 is a front elevation view of our new design;
FIG. 2 is a rear elevation view thereof;
FIG. 3 is a right side elevation view thereof;
FIG. 4 is a left side elevation view thereof;
FIG. 5 is a bottom plan view thereof; and,
FIG. 6 is a top plan view thereof.

1 Claim, 4 Drawing Sheets

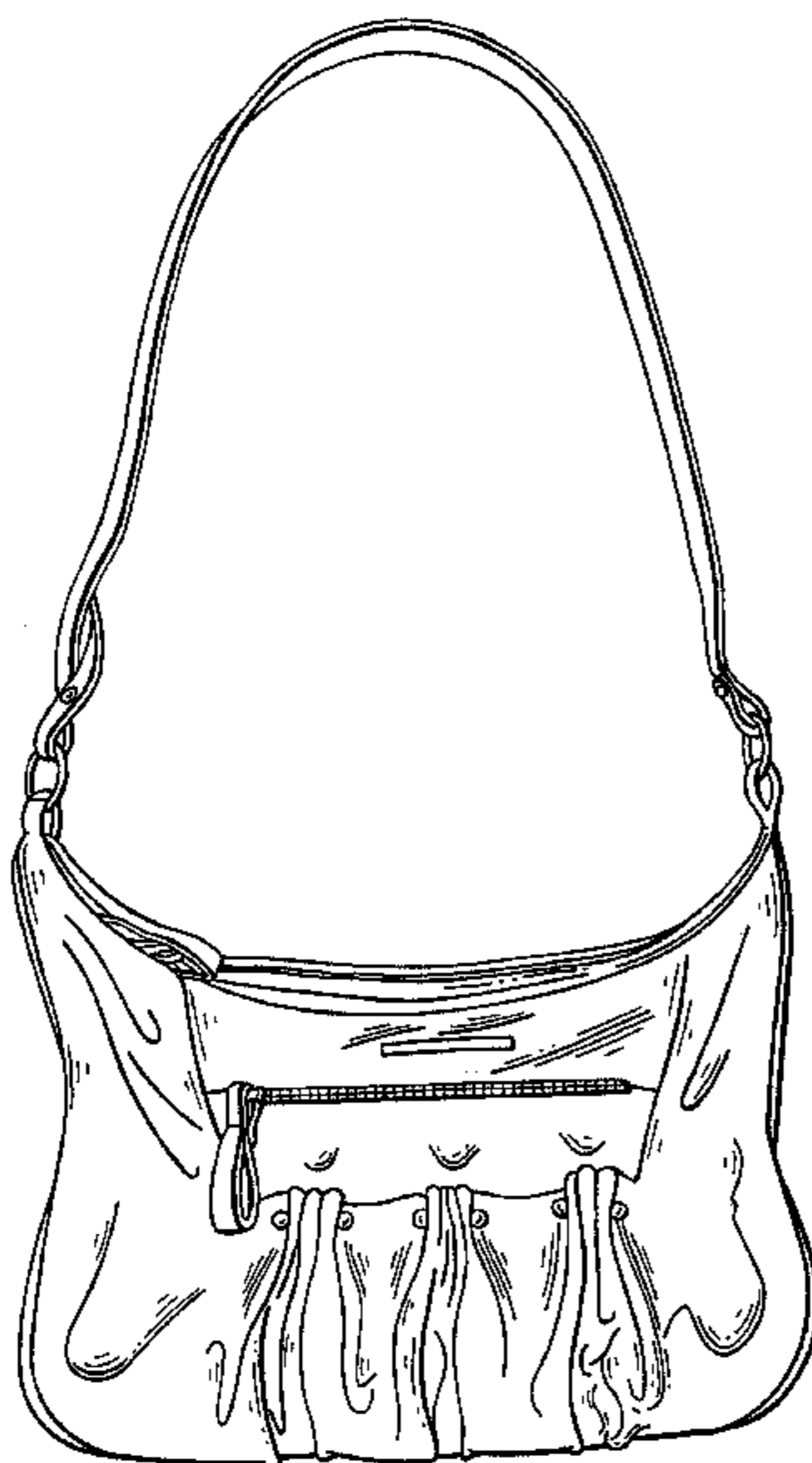


FIG. 1

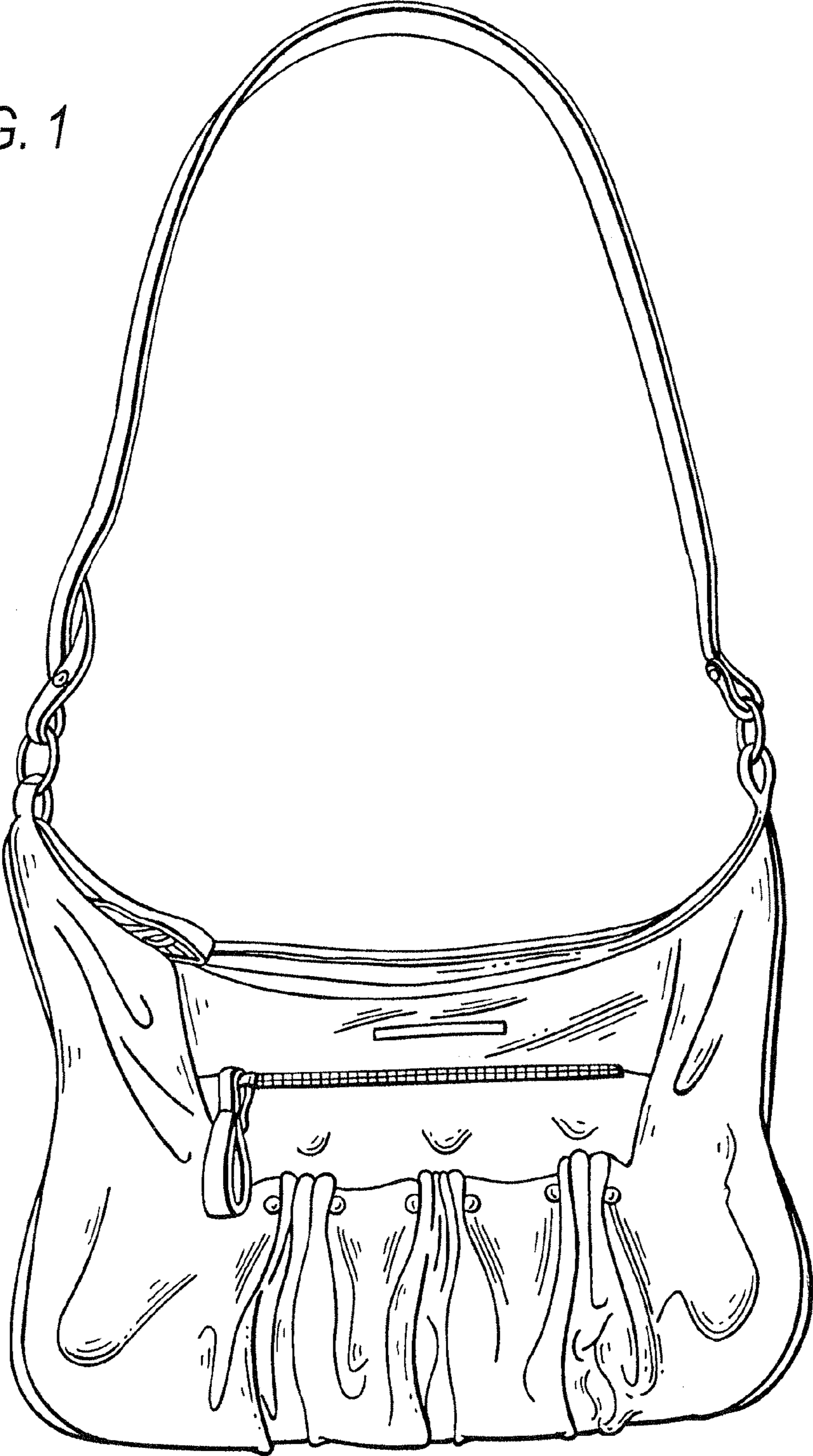
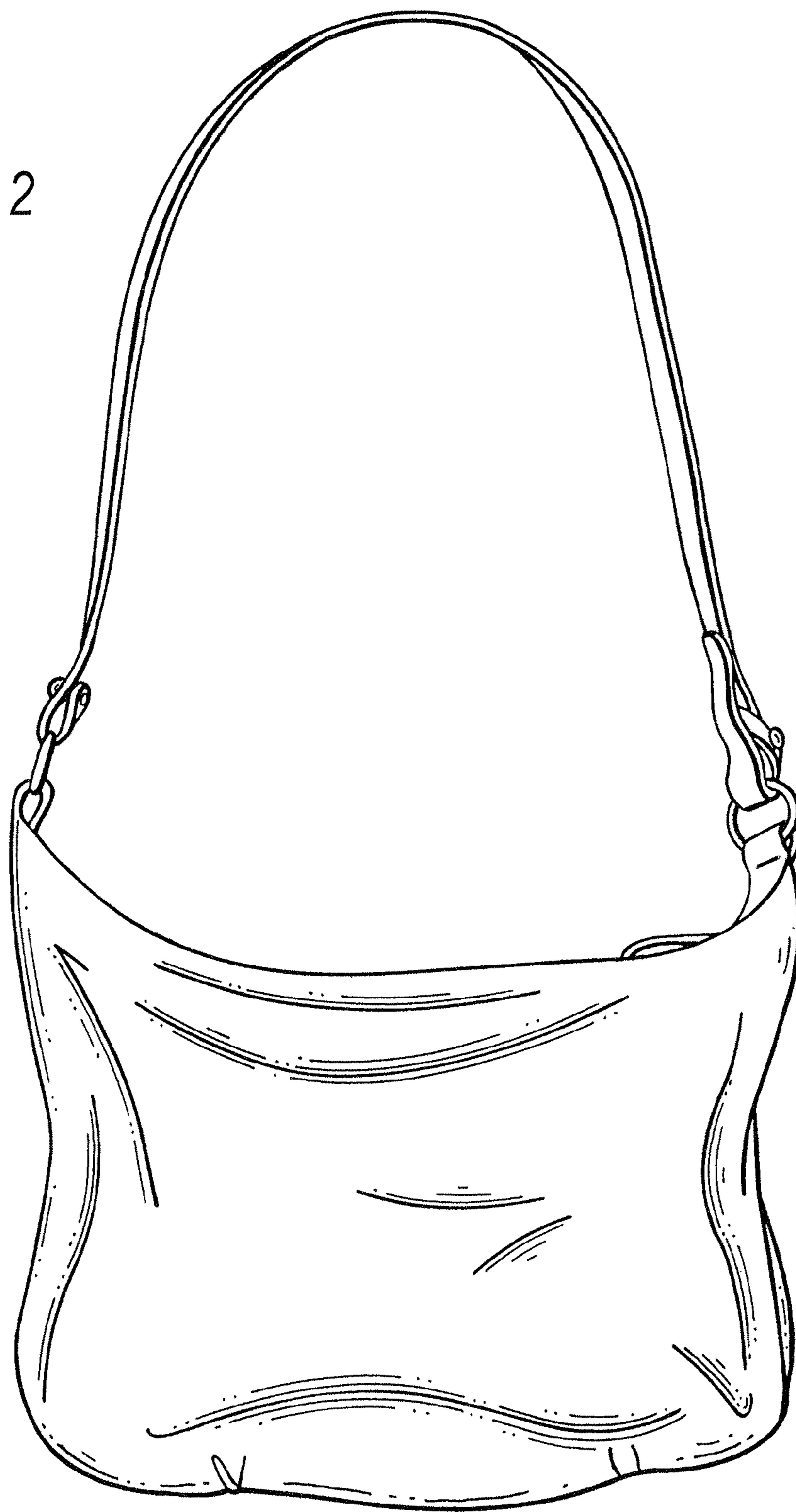


FIG. 2



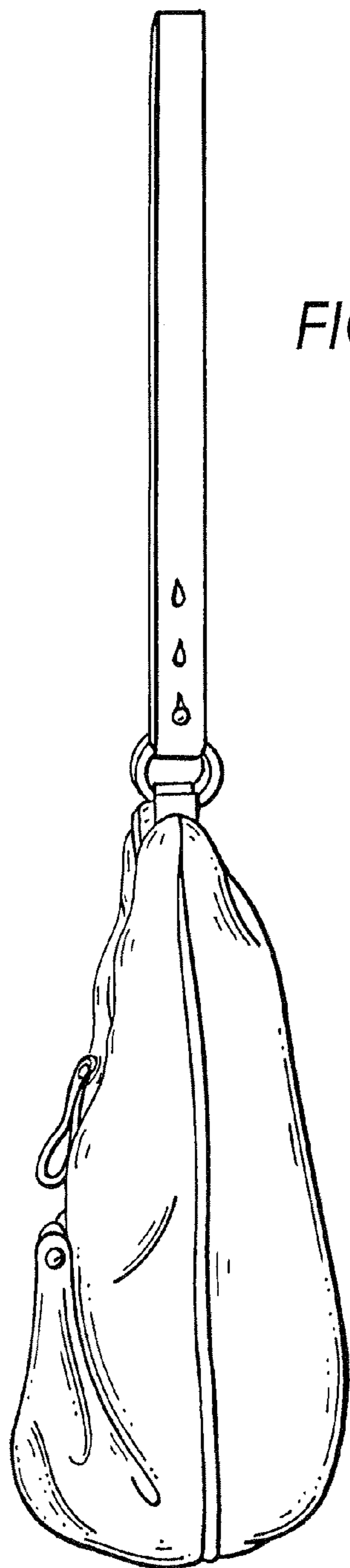


FIG. 3

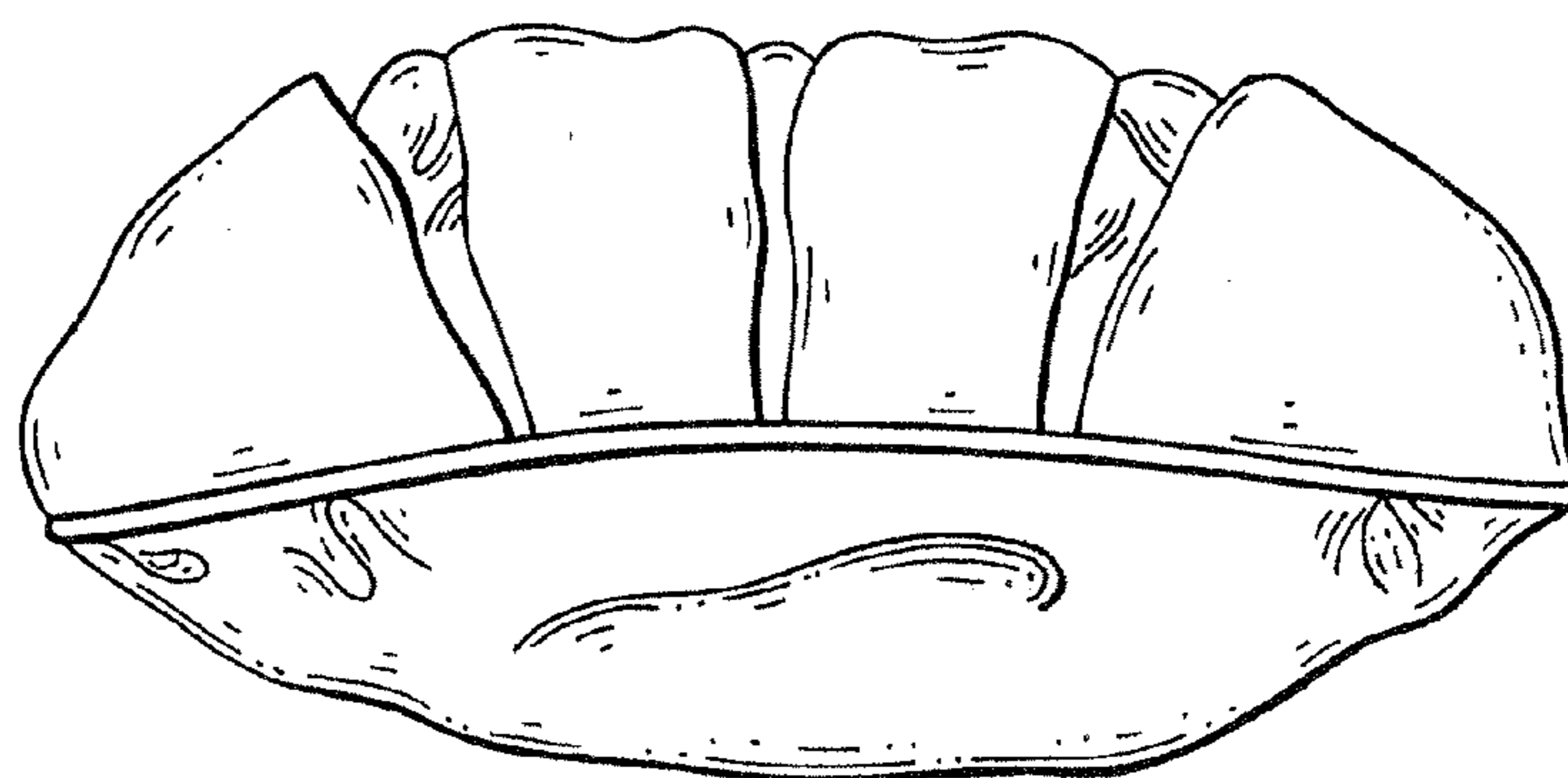


FIG. 5

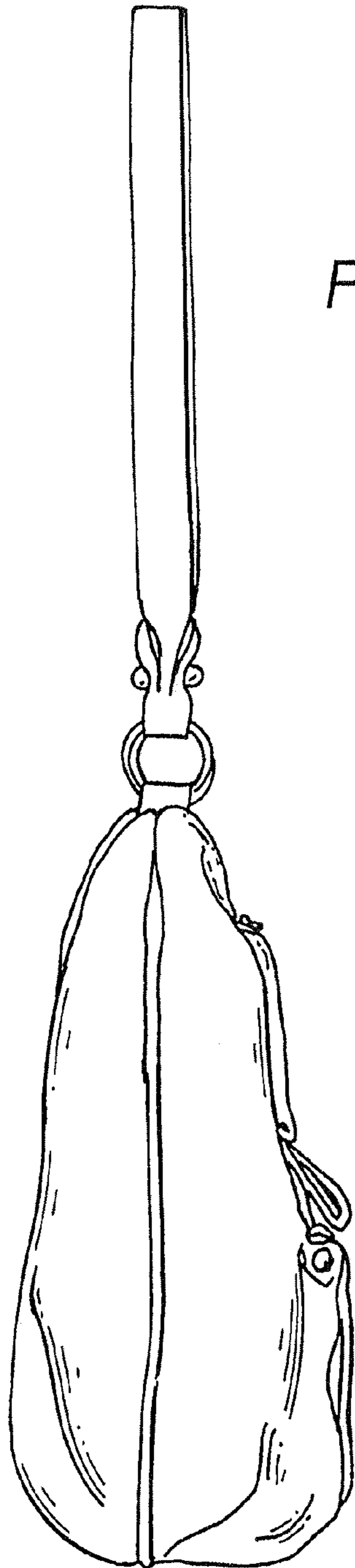


FIG. 4

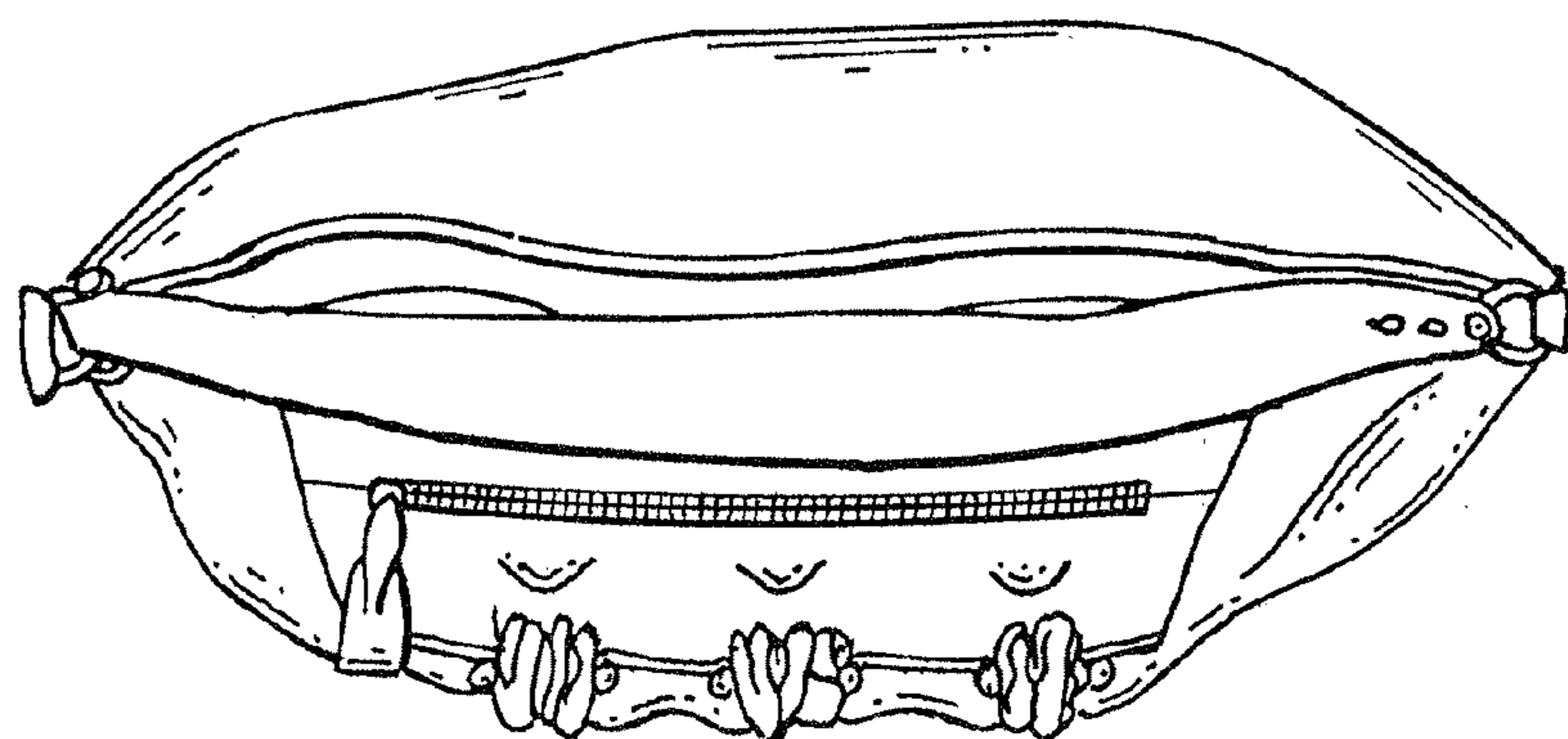


FIG. 6