



US00D620248S

(12) **United States Design Patent**  
**Paschke et al.**

(10) **Patent No.:** **US D620,248 S**  
(45) **Date of Patent:** **\*\* Jul. 27, 2010**

(54) **CASE FOR A HANDHELD ELECTRONIC DEVICE**

D563,098 S \* 3/2008 Segreto ..... D3/218  
D576,405 S \* 9/2008 Picot et al. .... D3/218  
D606,738 S \* 12/2009 Hofer et al. .... D3/218

(75) Inventors: **Brian Dennis Paschke**, Kitchener (CA);  
**Todd Andrew Wood**, Guelph (CA)

\* cited by examiner

*Primary Examiner*—Catherine R Oliver

(73) Assignee: **Research in Motion Limited**, Waterloo (CA)

(57) **CLAIM**

(\*\*) Term: **14 Years**

We claim the ornamental design for a case for a handheld electronic device, as shown and described.

(21) Appl. No.: **29/346,297**

**DESCRIPTION**

(22) Filed: **Oct. 29, 2009**

FIG. 1 is a front perspective view of a case for a handheld electronic device;

(51) **LOC (9) Cl.** ..... **03-01**

(52) **U.S. Cl.** ..... **D3/218**

(58) **Field of Classification Search** ..... D3/218,  
D3/201, 215, 219, 226, 269, 272–273; 206/305,  
206/320; 455/90, 92, 42; 379/455; 224/666,  
224/674–677, 680–683, 240, 901; D14/138,  
D14/156, 250–251, 253, 496

FIG. 2 is a rear perspective view of the case for a handheld electronic device;

FIG. 3 is a front elevational view thereof;

FIG. 4 is a rear elevational view thereof;

FIG. 5 is a right elevational view thereof;

FIG. 6 is a left elevational view thereof;

FIG. 7 is a top plan view thereof; and,

FIG. 8 is a bottom plan view thereof.


See application file for complete search history.

(56) **References Cited**

**U.S. PATENT DOCUMENTS**

D472,373 S \* 4/2003 Hillman ..... D3/218

**1 Claim, 6 Drawing Sheets**



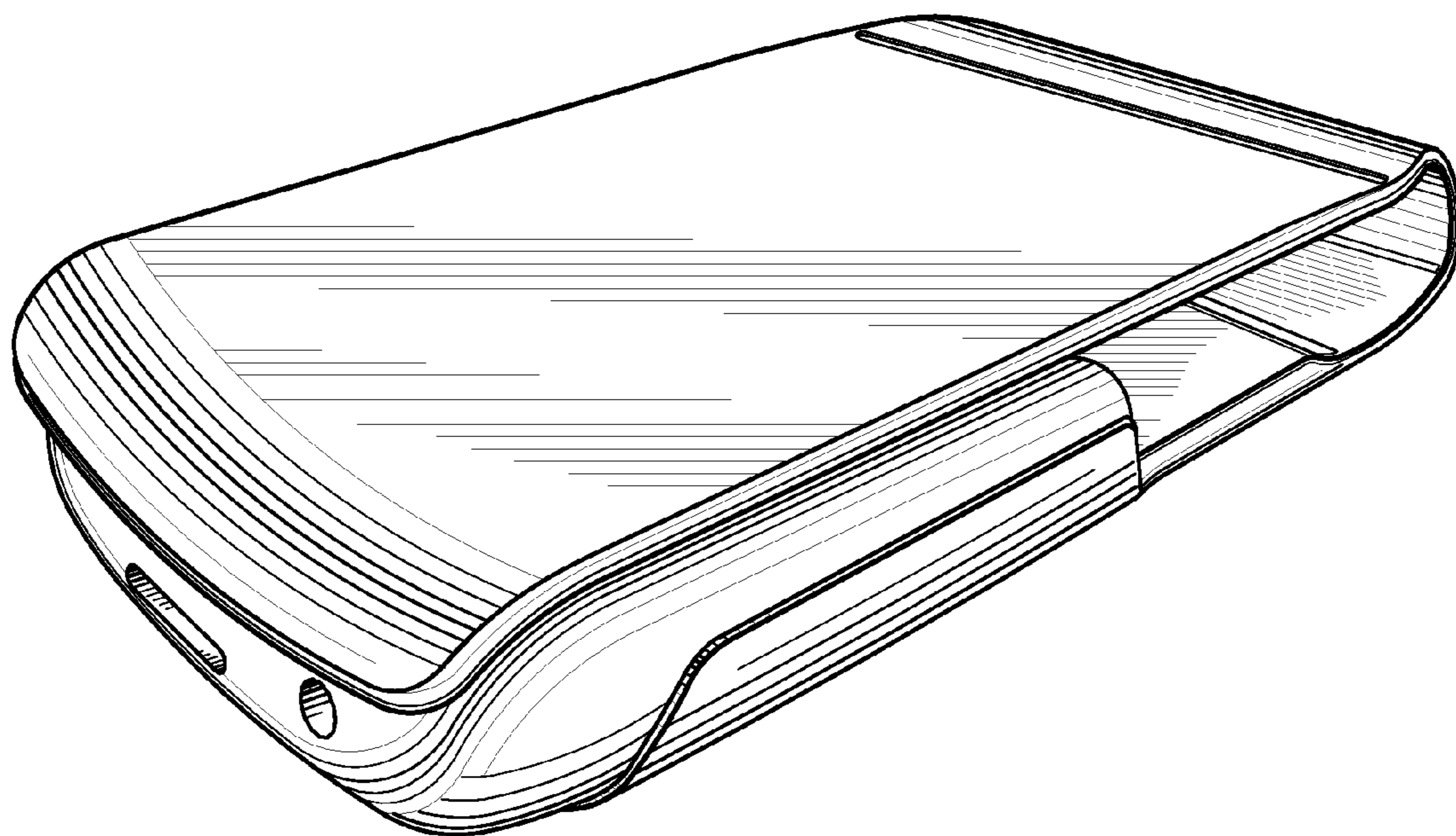


FIG.1

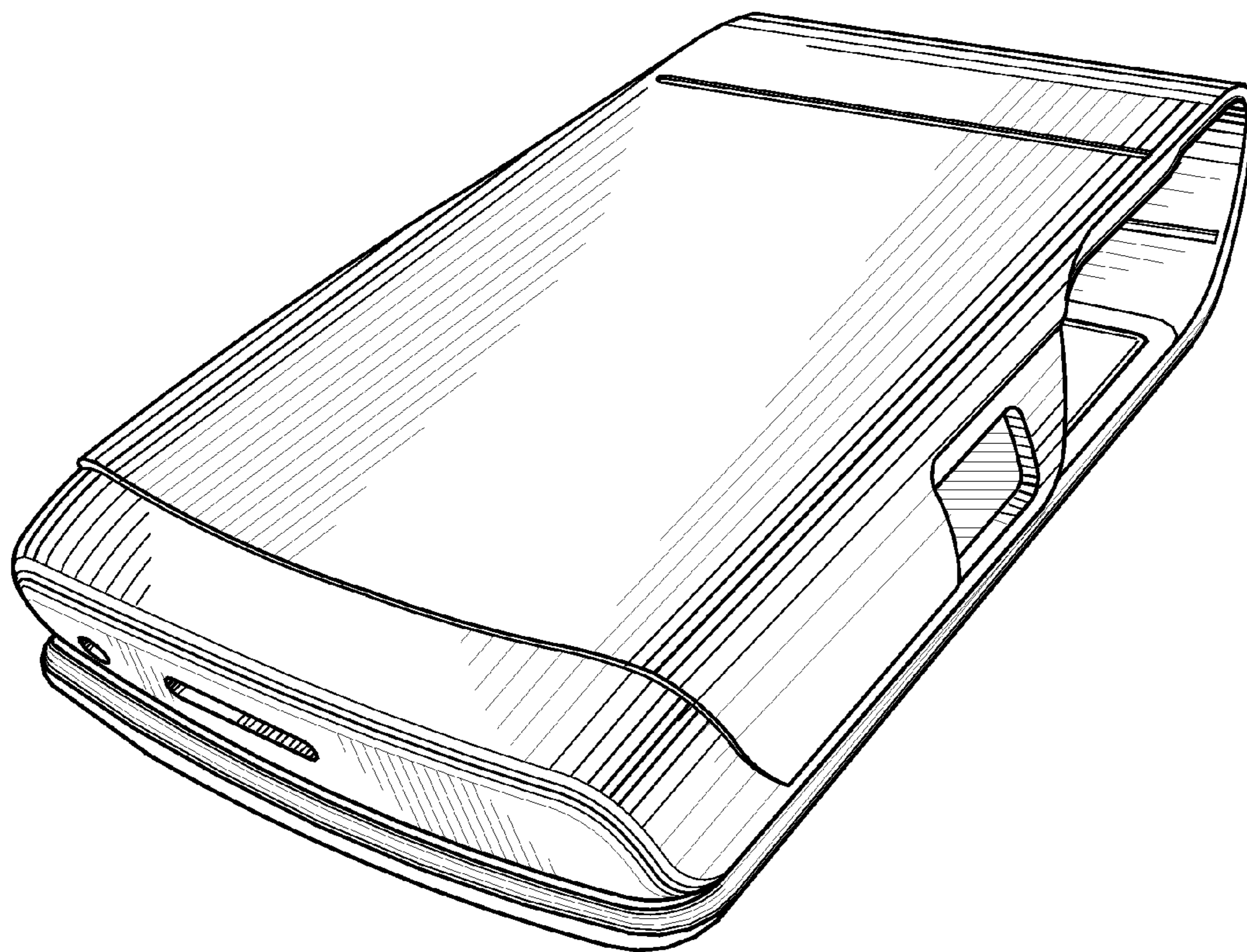


FIG.2




FIG. 3

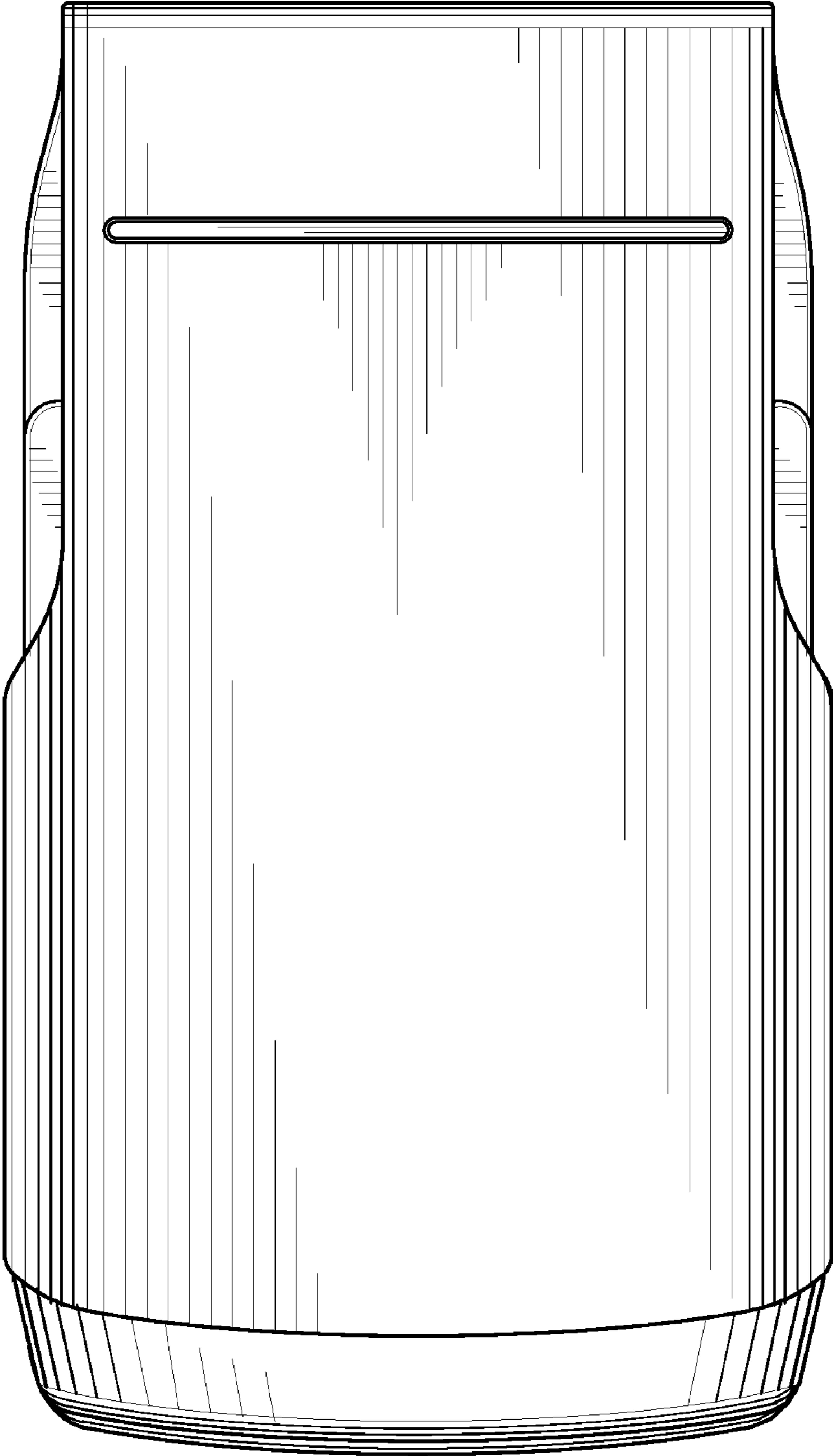


FIG.4

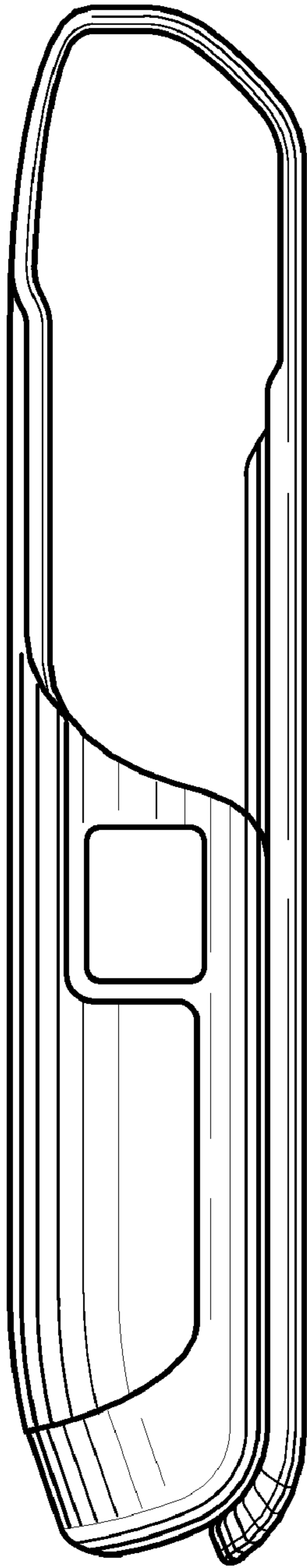


FIG. 5

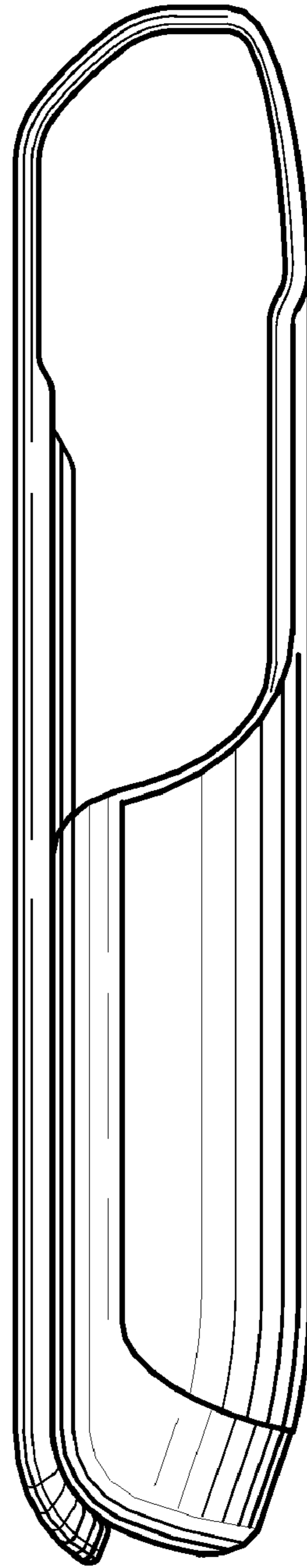


FIG. 6

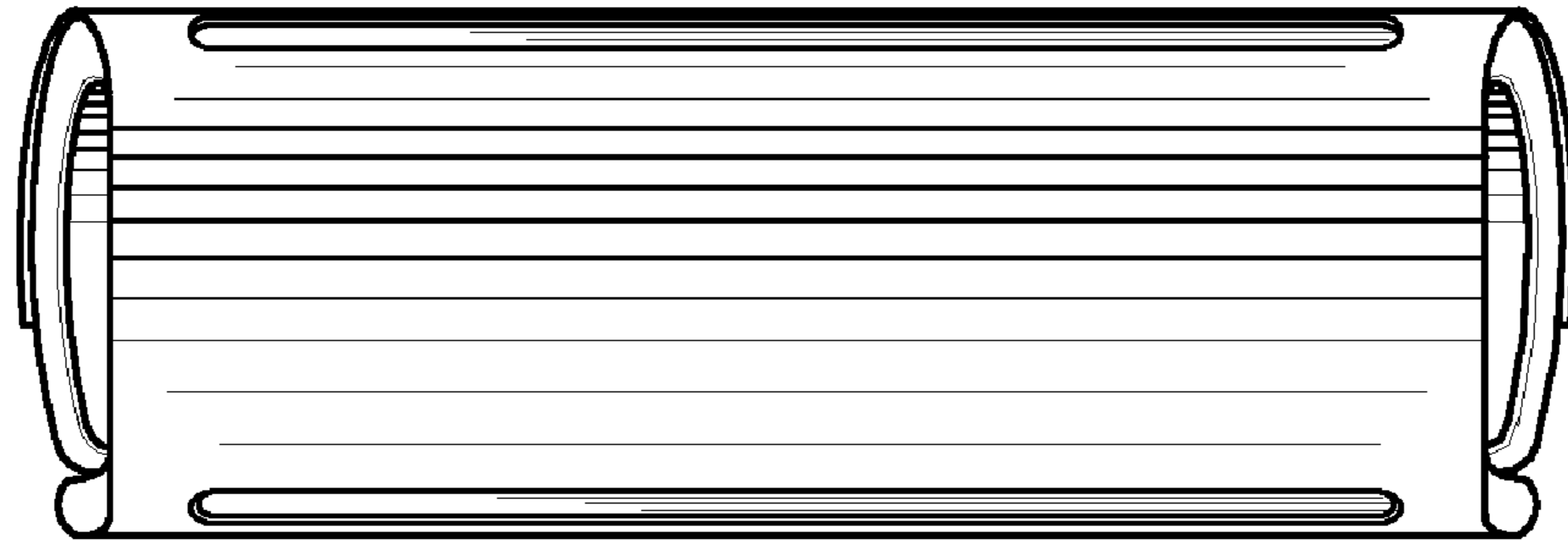


FIG. 7




FIG. 8