

US00D620245S

(12) **United States Design Patent**
Harris

(10) **Patent No.:** **US D620,245 S**
(45) **Date of Patent:** **** Jul. 27, 2010**

(54) **HANDHELD FAN**

(76) Inventor: **Ramon Harris**, 1360 Chamberlain Ave.,
Cincinnati, OH (US) 45215

(**) Term: **14 Years**

(21) Appl. No.: **29/355,942**

(22) Filed: **Feb. 17, 2010**

(51) **LOC (9) Cl.** **03-04**

(52) **U.S. Cl.** **D3/1**

(58) **Field of Classification Search** D3/1,
D3/2, 3; D21/731; D23/370; D28/64.1,
D28/64.4, 64.6; 416/70 A, 70 R, 73; 433/30;
248/470, 471, 472; 359/871, 872, 875, 879,
359/882

See application file for complete search history.

(56) **References Cited**

U.S. PATENT DOCUMENTS

226,260	A	4/1880	Allen	
746,524	A *	12/1903	Kissling	416/72
1,536,255	A *	5/1925	Beal	473/530
2,392,671	A	1/1946	Husted	
D249,733	S *	9/1978	Zabaldo	D21/731
4,352,630	A	10/1982	Wallo	
D283,240	S *	4/1986	Melby	D21/730
D294,639	S *	3/1988	Croll	D24/176
D316,125	S	4/1991	Poulakis	
D339,394	S *	9/1993	Richards	D21/729
D378,321	S	3/1997	Fry, Jr.	
D391,072	S	2/1998	Martin	
D392,457	S	3/1998	Smith	

D395,544	S	6/1998	Smith	
D414,031	S	9/1999	Brown	
D415,342	S	10/1999	Booth	
5,975,849	A	11/1999	Yang	
D417,547	S	12/1999	Minnick	
D429,559	S *	8/2000	Pecher	D3/1
6,344,006	B1 *	2/2002	Brandt	473/543
7,081,056	B2 *	7/2006	Brandt	473/543
2006/0230907	A1 *	10/2006	Delatorre	84/402

* cited by examiner

Primary Examiner—Celia A Murphy

(74) *Attorney, Agent, or Firm*—LAFKAS LLC; David M. Lafkas; Matthew E. Vale

(57) **CLAIM**

I claim the ornamental design for a handheld fan, as shown and described.

DESCRIPTION

FIG. 1 is a front view of the handheld fan of the present invention, the rear view being the same in appearance;

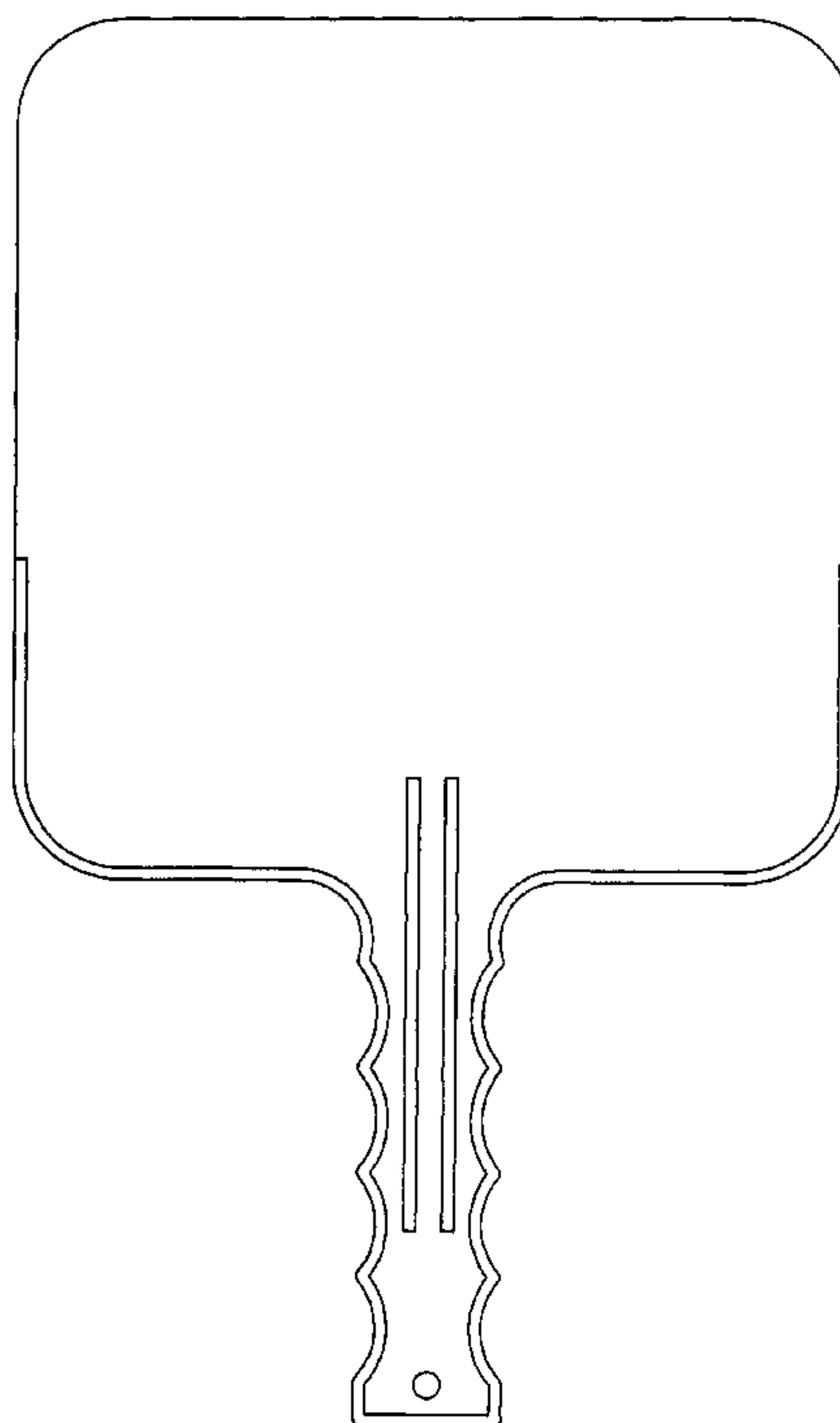
FIG. 2 is a perspective view of the handheld fan of the present invention;

FIG. 3 is a top view of the handheld fan of the present invention;

FIG. 4 is a side view of the handheld fan of the present invention, the right side view and the left side view being the same in appearance; and,

FIG. 5 is a bottom view of the handheld fan of the present invention.

1 Claim, 4 Drawing Sheets



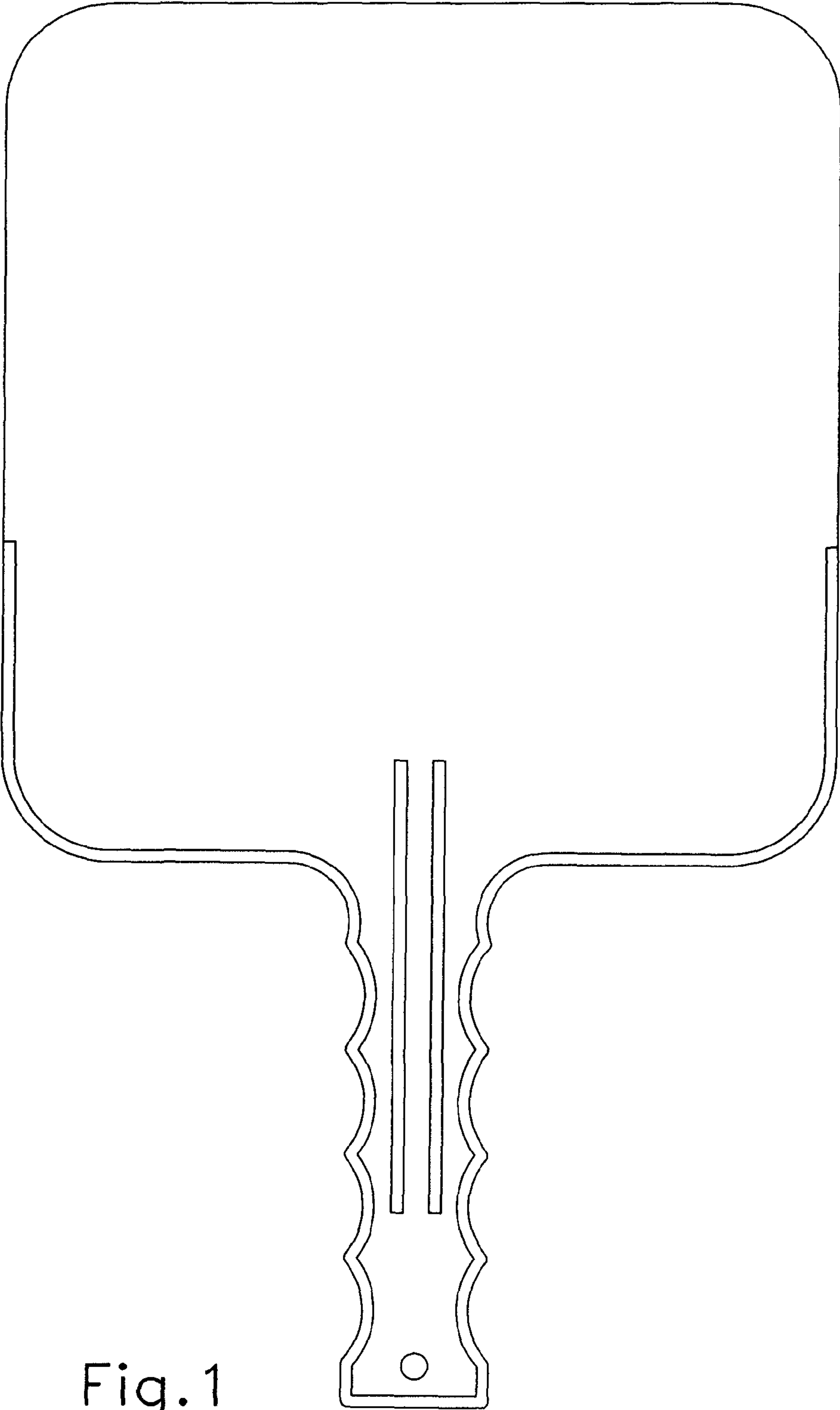


Fig. 1

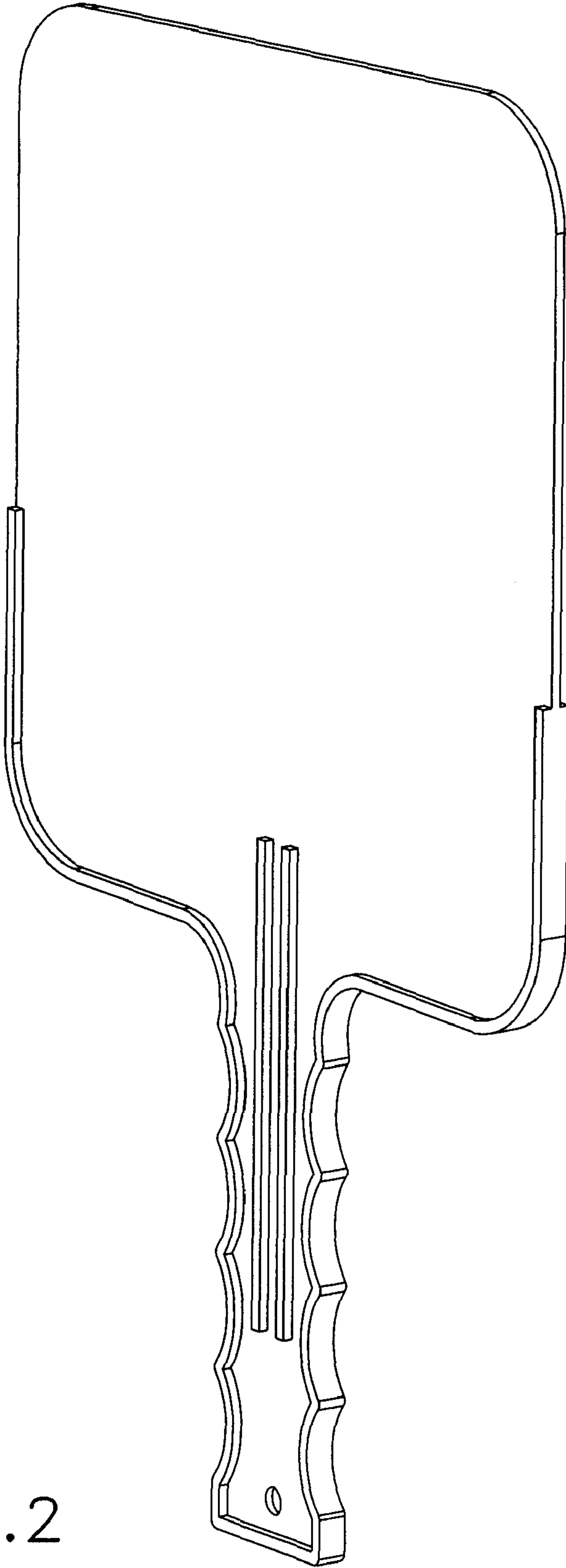


Fig.2

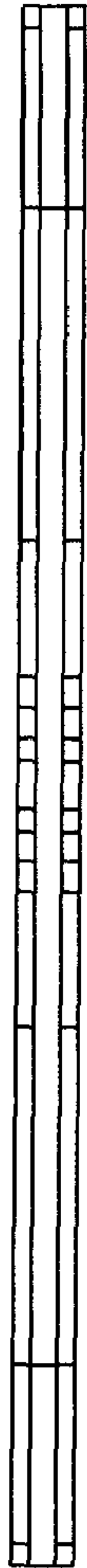


Fig.3



Fig.4



Fig.5