



US00D620236S

(12) **United States Design Patent**
Langley, III et al.

(10) **Patent No.:** **US D620,236 S**
(45) **Date of Patent:** **** Jul. 27, 2010**

(54) **EXPANDABLE PROTECTIVE SPORTS SPAT FOR CLEATED OR SPIKED SPORTS SHOE**

(75) Inventors: **Carl Edward Langley, III**,
Germantown, TN (US); **Joseph Albert Teichert**, Olive Branch, MS (US); **Eddie Alan Parker**, Tupelo, MS (US)

(73) Assignee: **TNG Enterprises LLC**, Olive, Branch

(**) Term: **14 Years**

(21) Appl. No.: **29/294,191**

(22) Filed: **Dec. 27, 2007**

(51) **LOC (9) Cl.** **02-04**

(52) **U.S. Cl.** **D2/901**

(58) **Field of Classification Search** D2/896,
D2/907-909, 946, 955, 969; 36/45, 7.3,
36/77 R, 50.1, 83, 88, 113, 114, 126-130
See application file for complete search history.

(56) **References Cited**

U.S. PATENT DOCUMENTS

D33,447 S	*	10/1900	Sadler	D24/192
D59,044 S		9/1921	Tweedie		
D59,045 S		9/1921	Tweedie		
D59,046 S		9/1921	Tweedie		
D59,047 S		9/1921	Tweedie		
D59,048 S		9/1921	Tweedie		
D60,595 S		3/1922	Witherell		
1,435,047 A	*	11/1922	Blum	2/61
D65,184 S		7/1924	Guinzburg		
D109,836 S		5/1938	May		
2,438,308 A		3/1948	Wheaton		
2,441,373 A		5/1948	Rauh		
D193,652 S		9/1962	Adams		
4,166,460 A		9/1979	Applegate		
4,187,844 A		2/1980	Caprio, Jr.		
4,280,488 A		7/1981	Polsky et al.		
D270,869 S		10/1983	Kronberg		
4,440,158 A		4/1984	Shapiro		
D278,567 S		4/1985	Rasmussen		

4,604,816 A	*	8/1986	Davison	36/1.5
4,651,726 A		3/1987	Holland		
4,713,895 A		12/1987	Vallieres		
4,878,505 A		11/1989	Thanner		
D311,807 S		11/1990	Pacanowsky et al.		
5,050,620 A		9/1991	Cooper		
5,074,059 A	*	12/1991	Melcher	36/58.5
D325,461 S		4/1992	Plotkin		
D335,946 S		6/1993	Preston		
D339,671 S		9/1993	Manning		
D357,345 S		4/1995	Cheatwood et al.		
5,845,416 A	*	12/1998	Hands	36/2 R
D453,062 S	*	1/2002	Hall	D2/911

* cited by examiner

Primary Examiner—Robert M Spear

Assistant Examiner—Rashida C McCoy

(74) *Attorney, Agent, or Firm*—Patton Boggs LLP

(57) **CLAIM**

The ornamental design for an expandable protective sports spat for cleated or spiked sports shoe, as shown and described.

DESCRIPTION

FIG. 1 is a top view of an expandable protective spat for cleated or spiked sports shoe showing our new design functionally associated with a cleated or spiked sports shoe;

FIG. 2 is a bottom view thereof;

FIG. 3 is a front elevational view thereof;

FIG. 4 is a rear elevational view thereof wherein an expandable portion is stretched;

FIG. 5 is another rear elevational view thereof wherein an expandable portion thereof is less stretched; and,

FIG. 6 is a side elevational view thereof.

The dashed lines showing a shoe inserted in the protective sports spat for cleated or spiked sports shoes in FIGS. 1-6 are for illustrative purposes only and form no part of the claimed design.

1 Claim, 6 Drawing Sheets

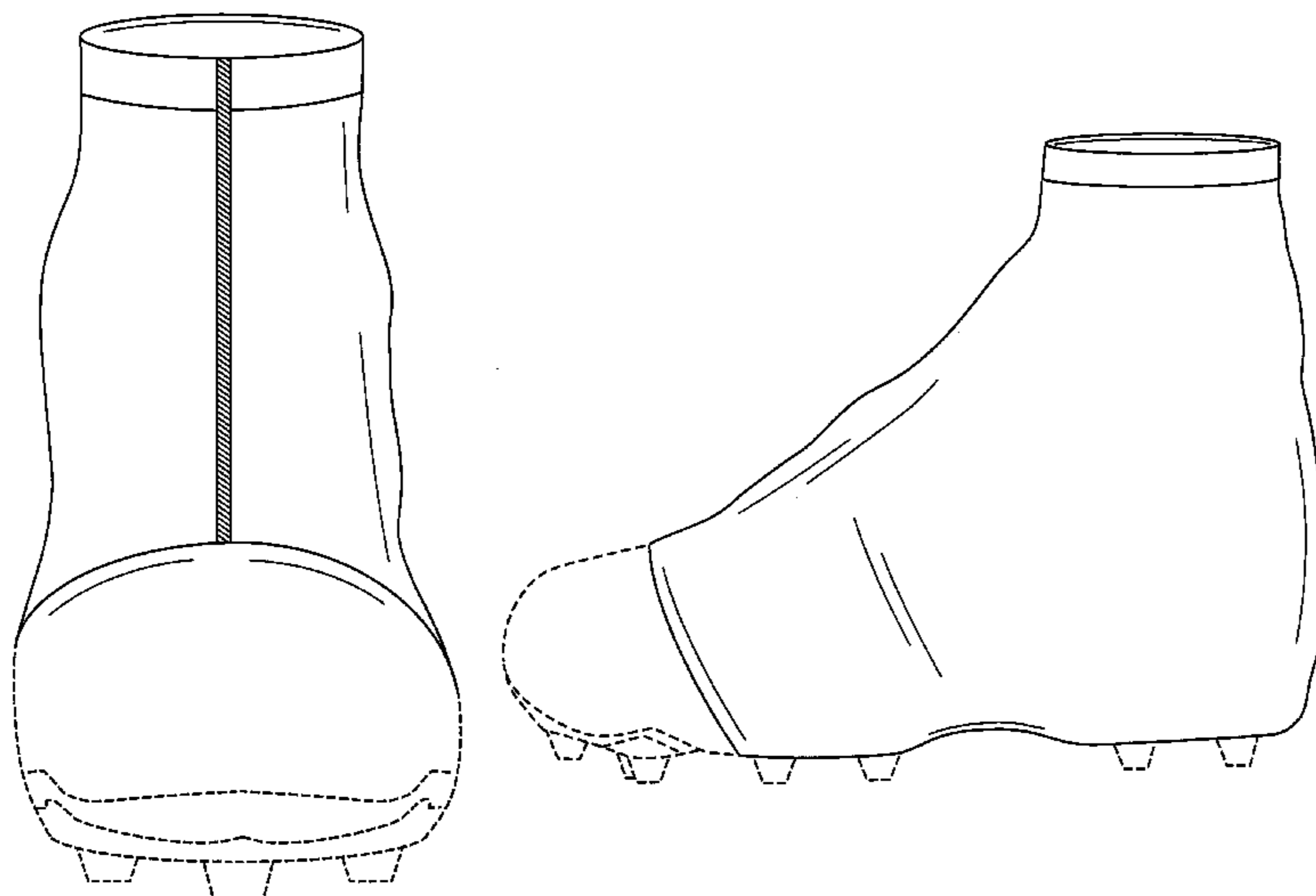
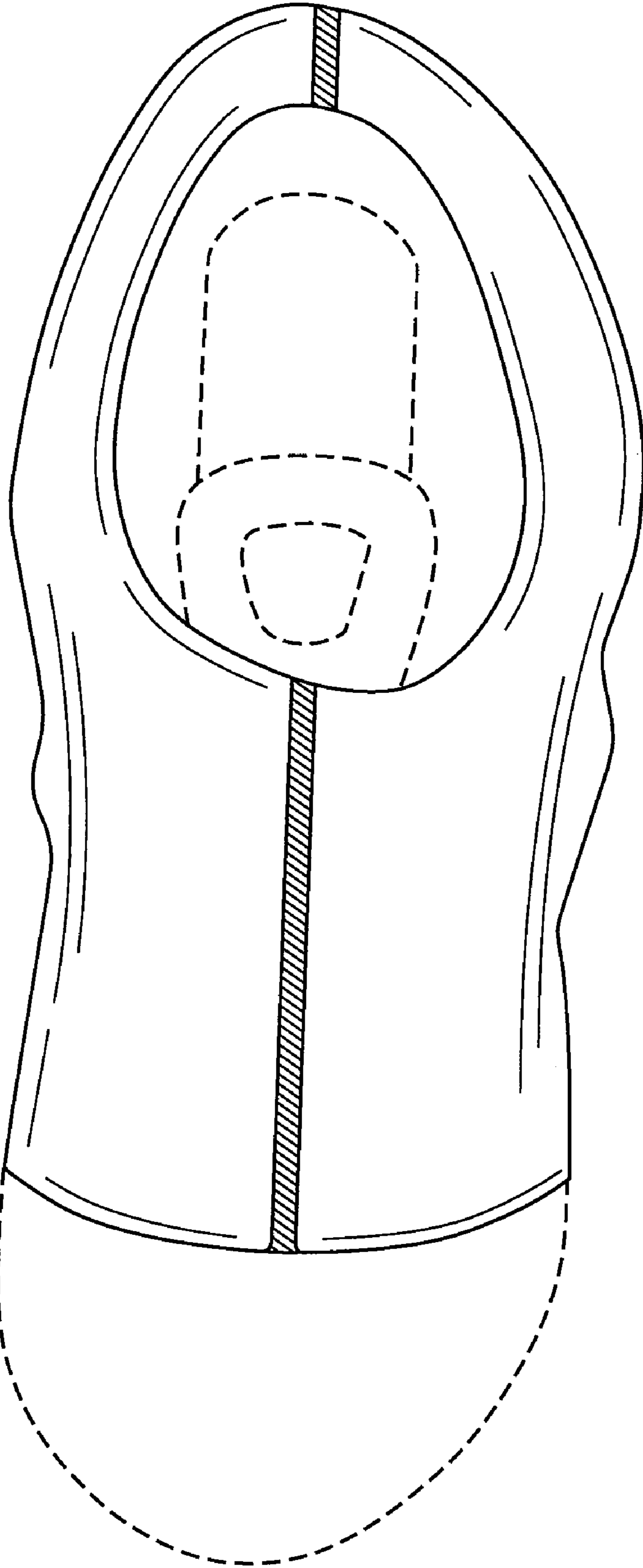


FIG. 1



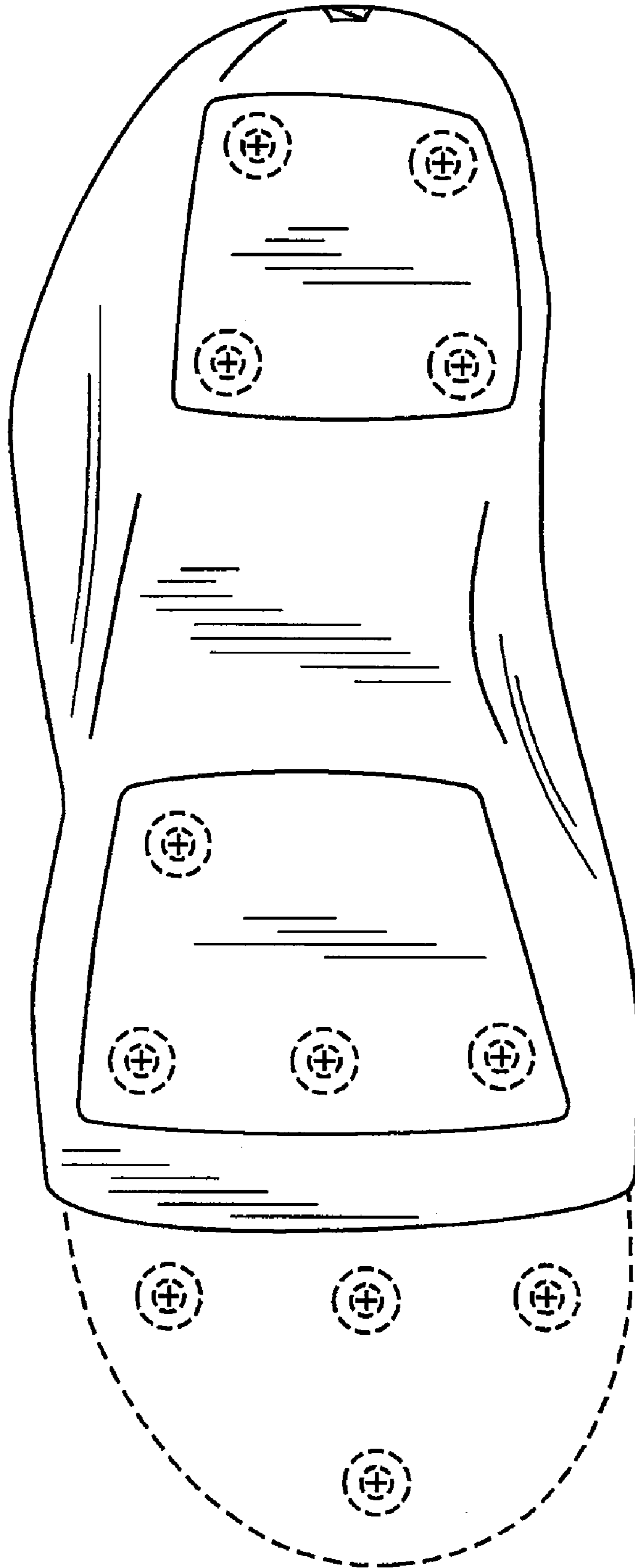


FIG. 2

FIG. 3

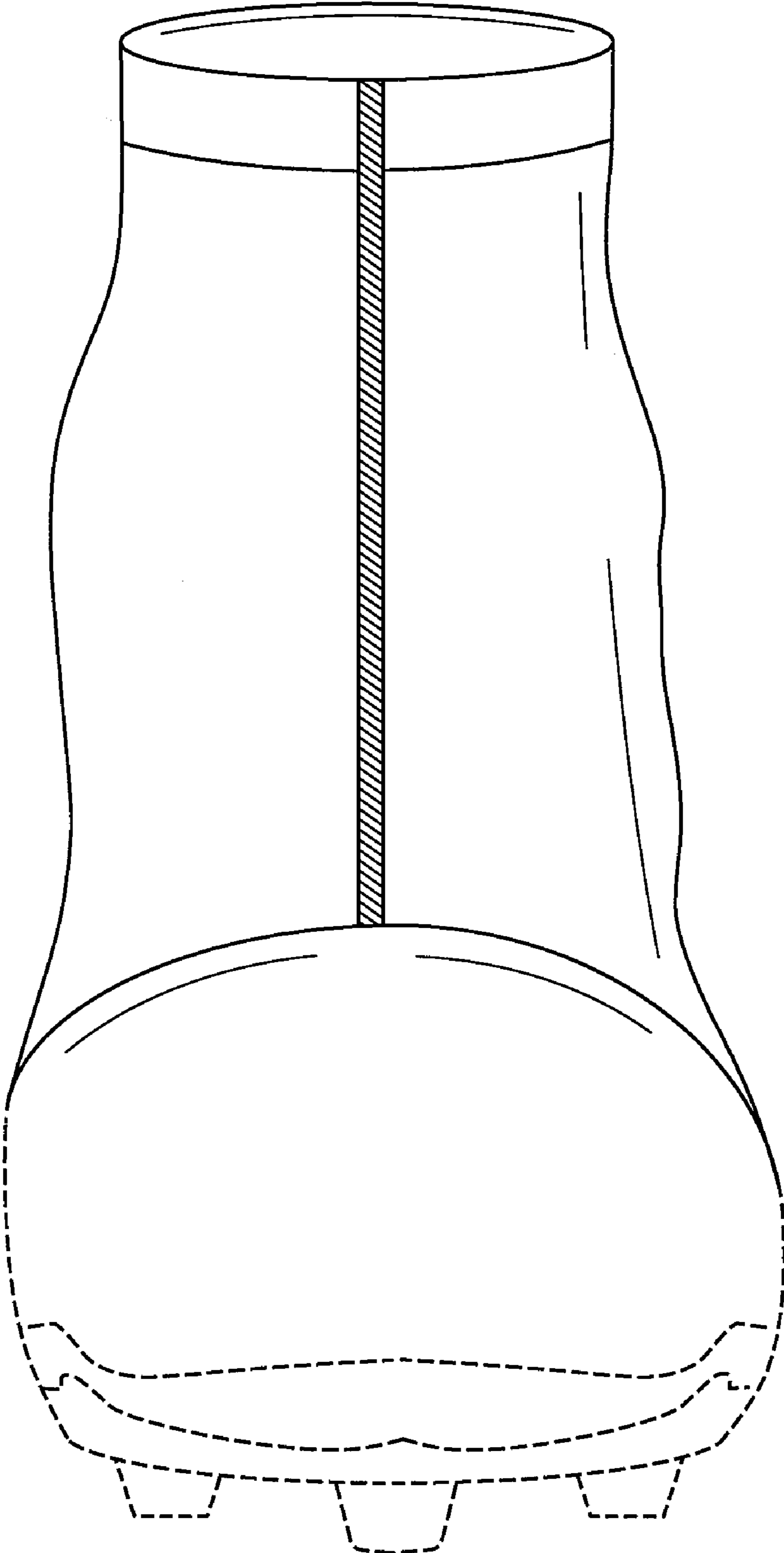


FIG. 4

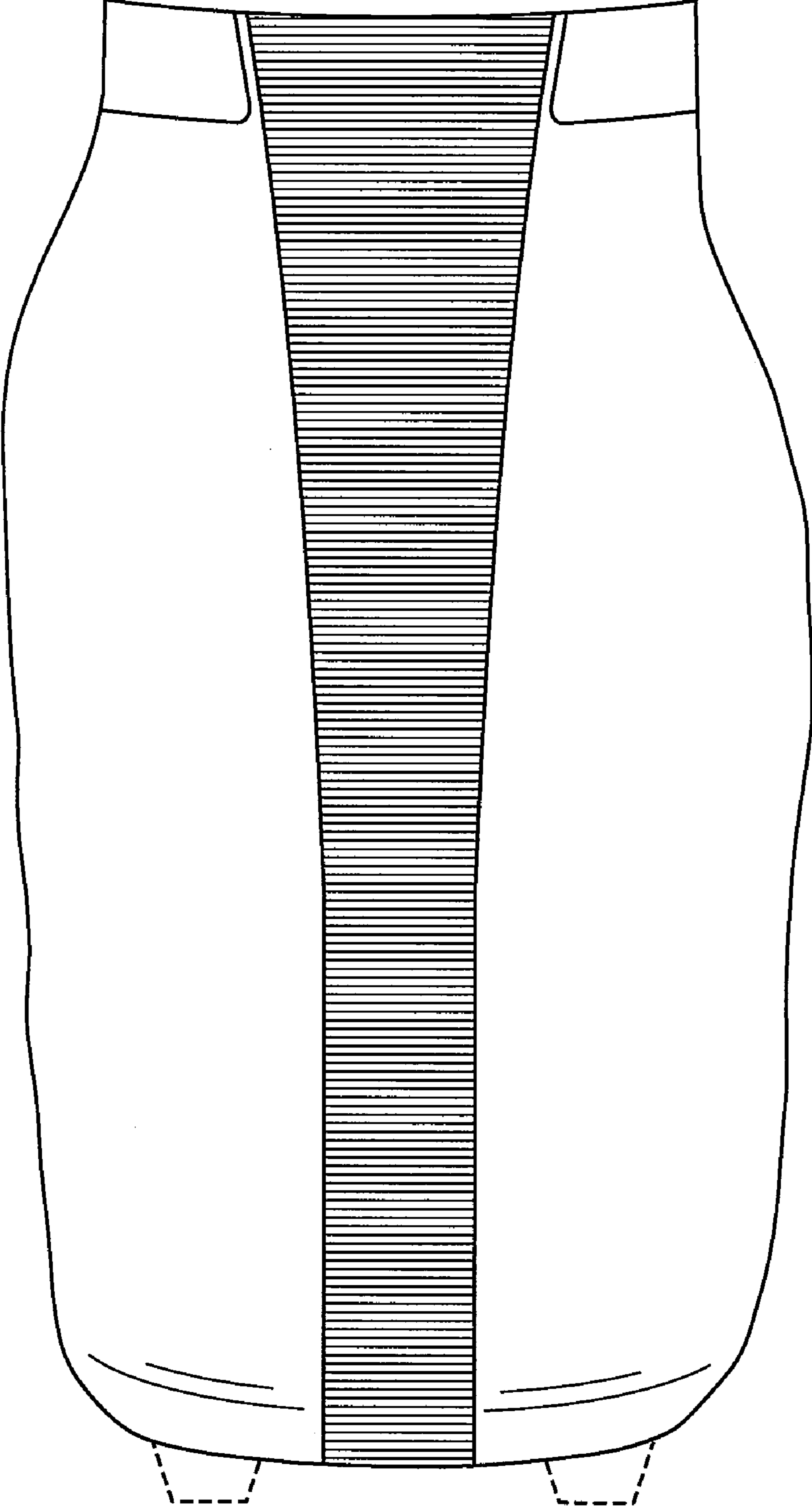
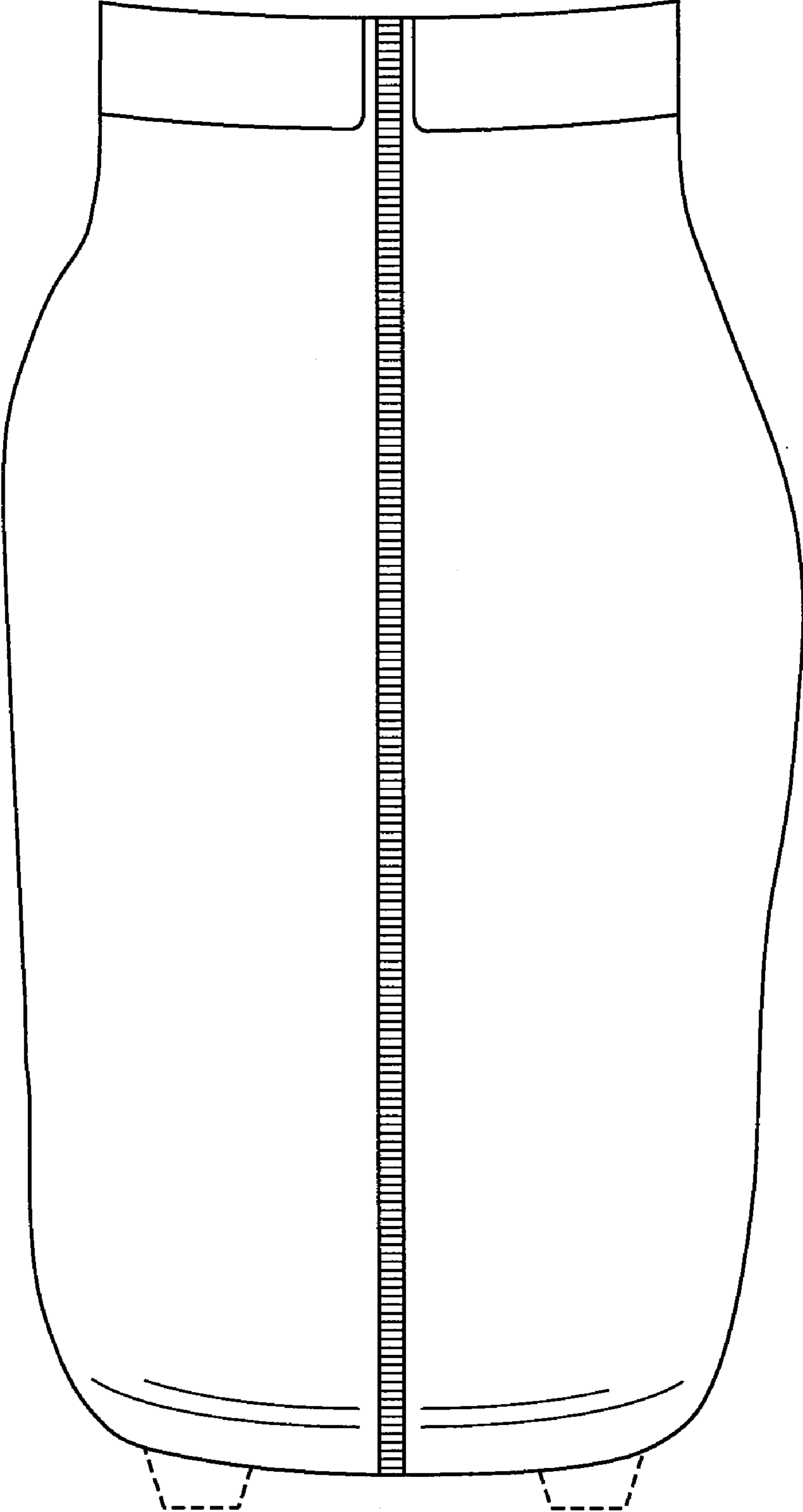


FIG. 5



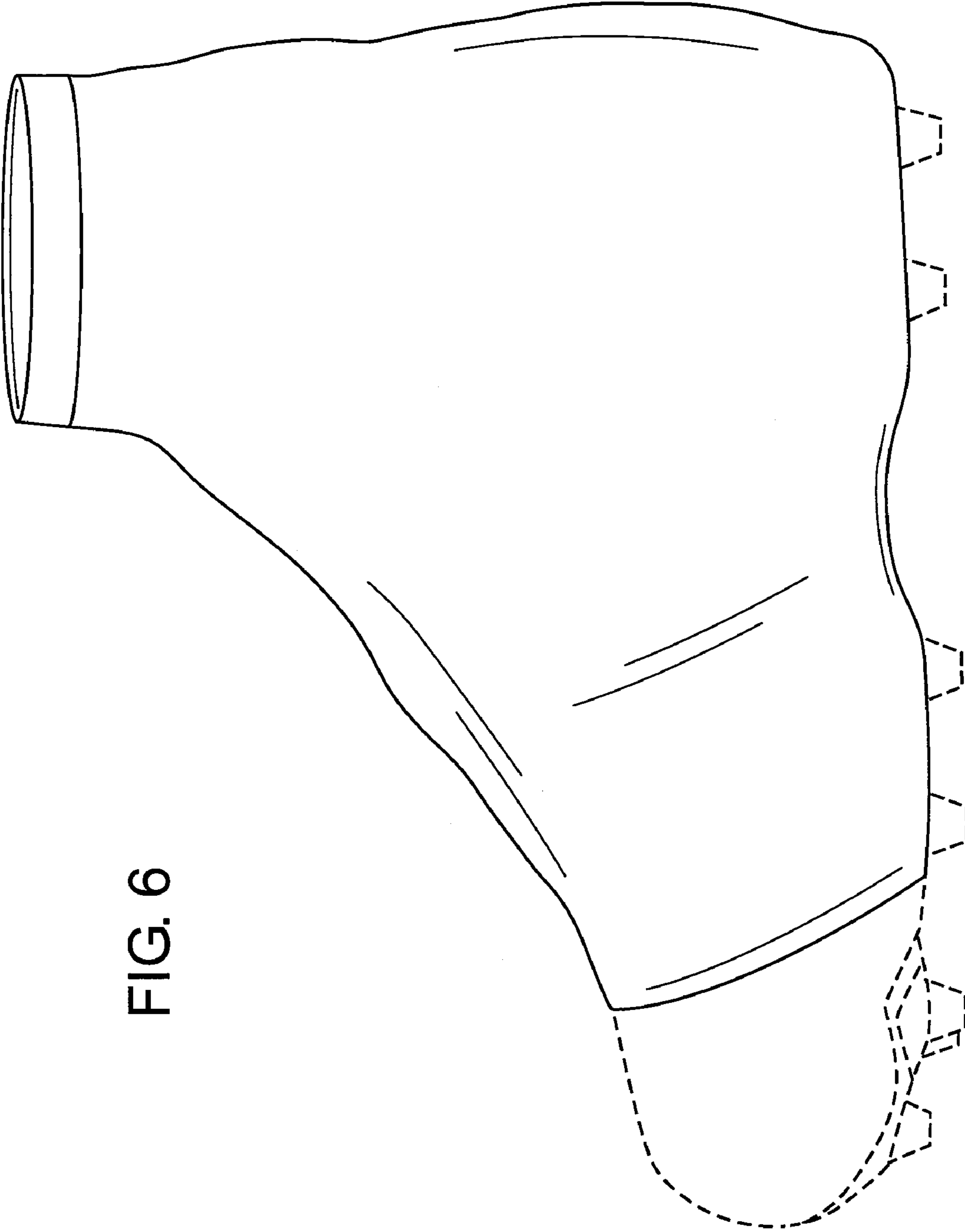


FIG. 6