



US00D620234S

(12) **United States Design Patent**
Wu

(10) **Patent No.:** **US D620,234 S**
(45) **Date of Patent:** **** Jul. 27, 2010**

(54) **APRON**

(76) **Inventor:** **Yinghong Wu**, Room 801, Profit Plaza
No. 76, West Huangpu Rd., Guangzhou,
Guangdong (CN) 510000

(**) **Term:** **14 Years**

(21) **Appl. No.:** **29/352,471**

(22) **Filed:** **Dec. 22, 2009**

(51) **LOC (9) Cl.** **02-02**

(52) **U.S. Cl.** **D2/864**

(58) **Field of Classification Search** D2/860-864;
2/46, 48-49.2, 50-52

See application file for complete search history.

(56) **References Cited**

U.S. PATENT DOCUMENTS

1,139,532	A *	5/1915	Kelly et al.	2/51
1,979,879	A *	11/1934	Harris	2/48
2,453,202	A *	11/1948	Densmore	2/51
3,428,962	A *	2/1969	Slimovitz	2/48
3,553,735	A *	1/1971	Jeffcoat	2/52
D257,596	S *	12/1980	Rosenbloom, III	D2/864
D259,673	S *	6/1981	Ruszczynski	D2/864

D263,006	S *	2/1982	Boker	D2/829
4,412,369	A *	11/1983	Carnaghi	2/311
D275,812	S *	10/1984	Deacon	D2/864
4,513,451	A *	4/1985	Brown	2/69
7,260,851	B1 *	8/2007	Milnark et al.	2/52

* cited by examiner

Primary Examiner—Ian Simmons
Assistant Examiner—R. Johnson

(57) **CLAIM**

I claim the ornamental design for the apron, as shown and described.

DESCRIPTION

FIG. 1 is a front elevational view of an apron showing the design;

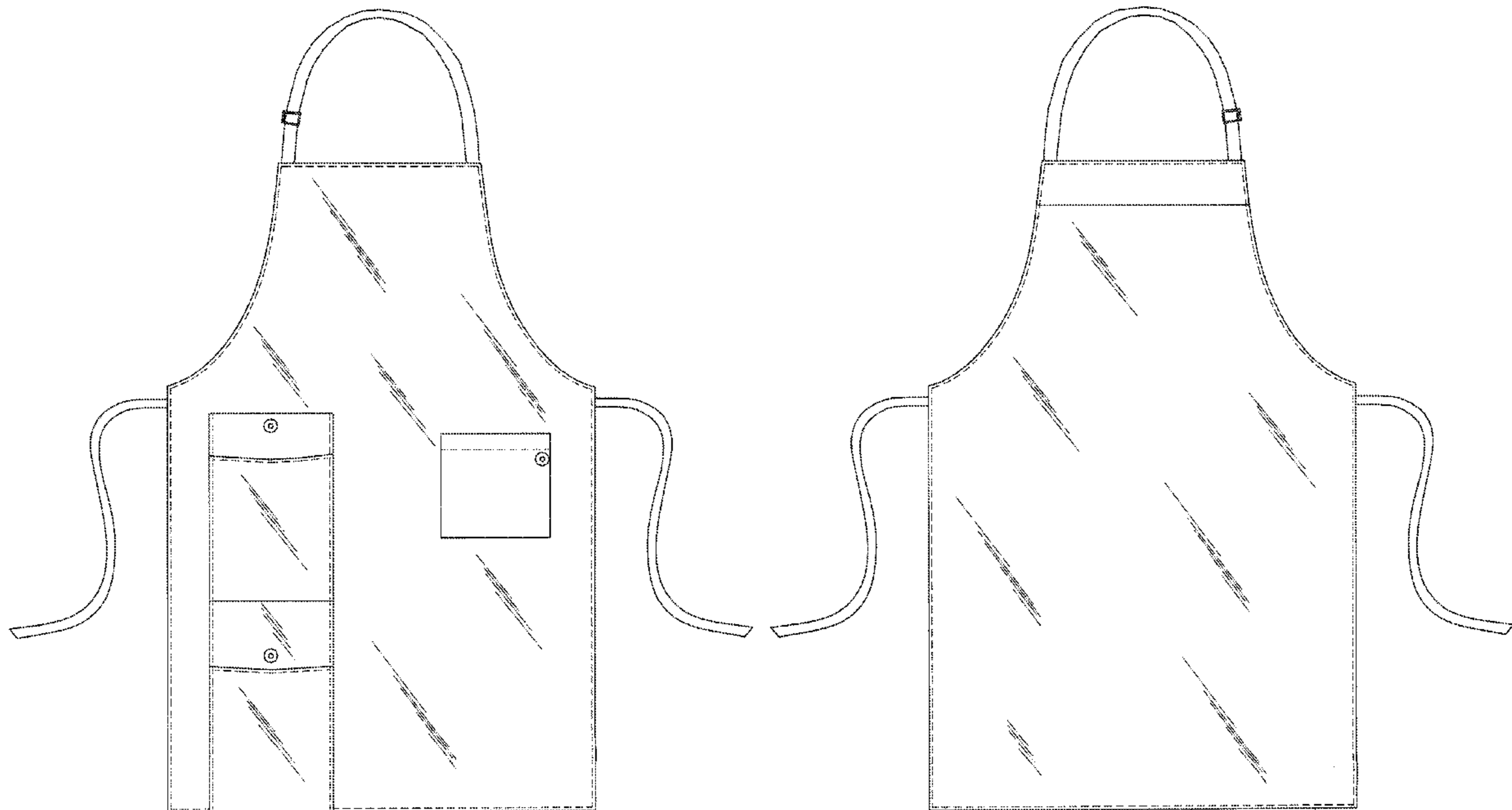
FIG. 2 is a rear elevational view thereof;

FIG. 3 is a front perspective view thereof; and,

FIG. 4 is a front view thereof; showing the left pocket partially folded up.

The broken lines shown in FIGS. 1-4 represent stitching.

1 Claim, 4 Drawing Sheets



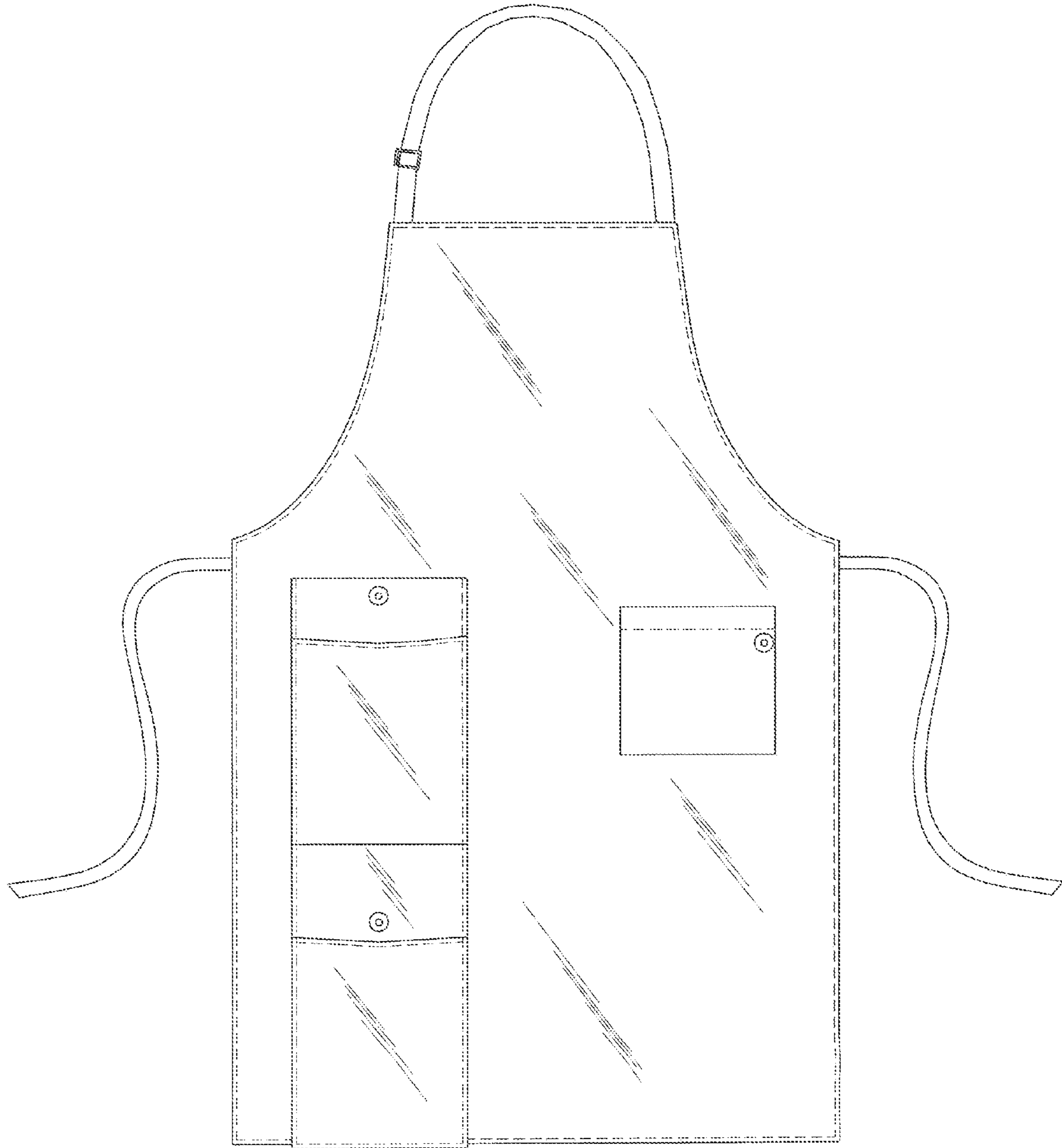


Fig. 1




Fig. 2

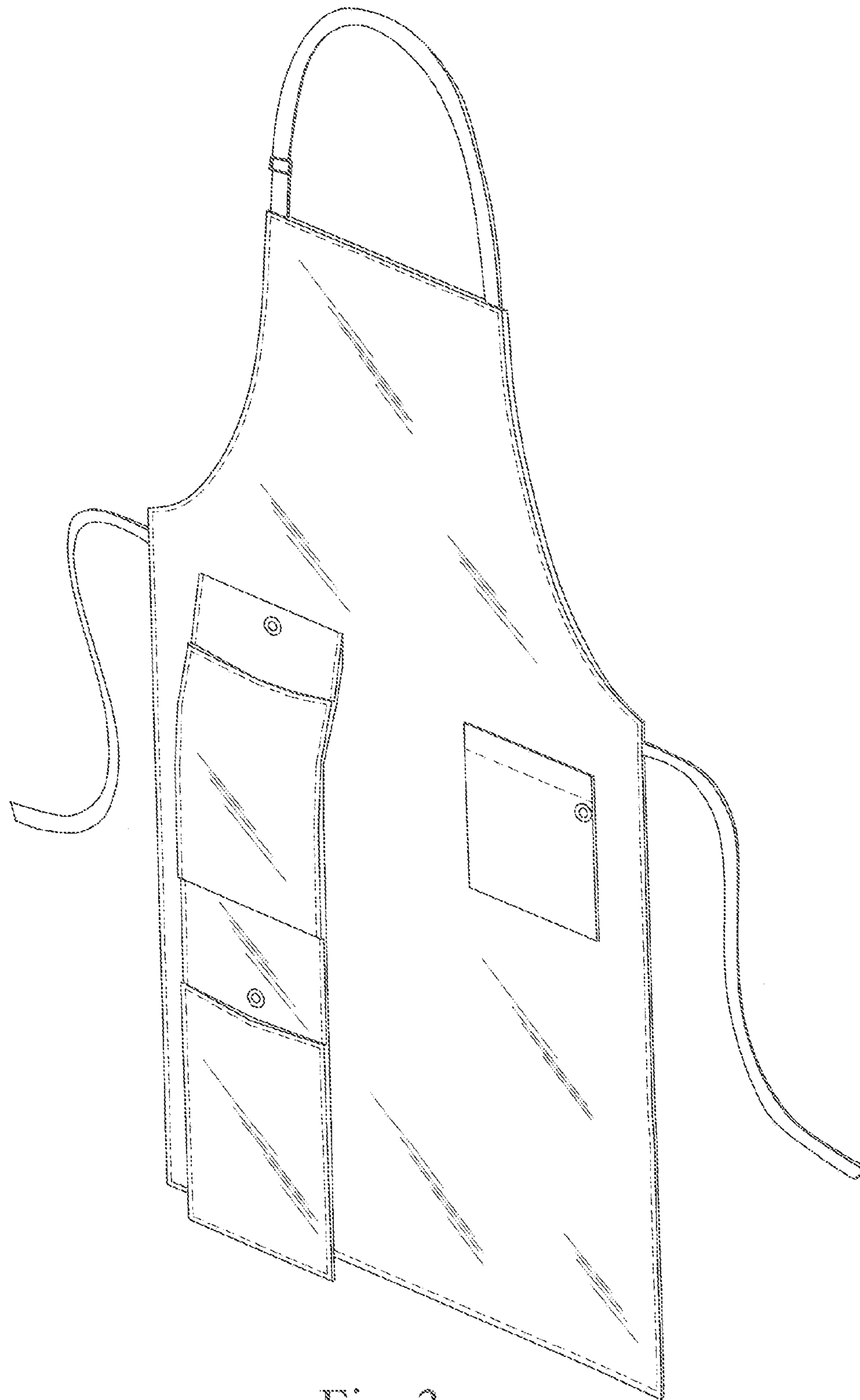


Fig. 3

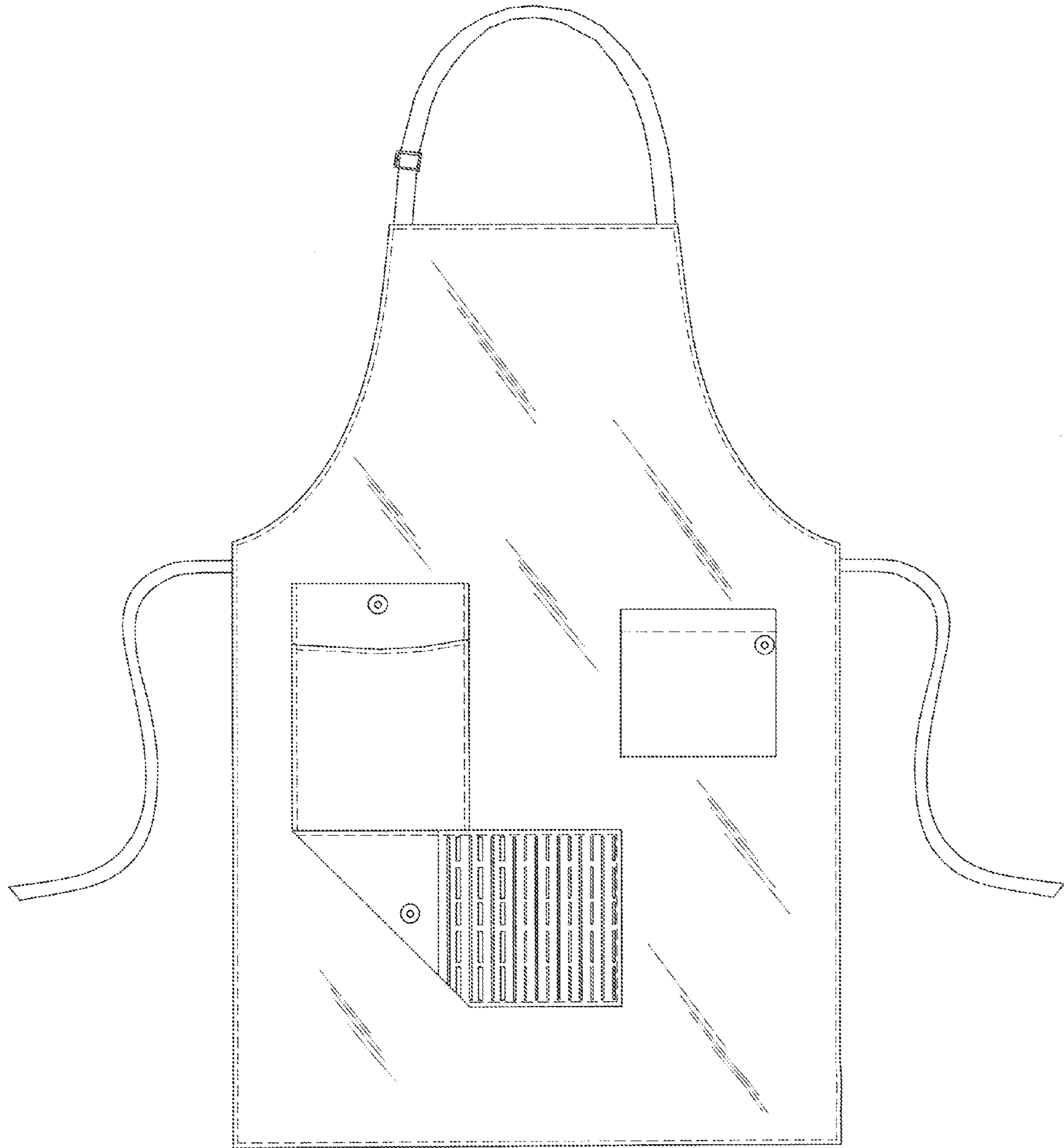


Fig. 4