



US00D620231S

(12) **United States Design Patent**
Parker

(10) **Patent No.:** **US D620,231 S**
(45) **Date of Patent:** **** Jul. 27, 2010**

(54) **VENTING MOTORCYCLE JACKET**

DESCRIPTION

(75) Inventor: **Bruce T. Parker**, Windsor (CA)

(73) Assignee: **Parker Synergies LLC**, Windsor, Ontario (CA)

(**) Term: **14 Years**

(21) Appl. No.: **29/321,413**

(22) Filed: **Jul. 16, 2008**

(51) **LOC (9) Cl.** **02-02**

(52) **U.S. Cl.** **D2/828**

(58) **Field of Classification Search** D2/739,
D2/828-830, 839; 2/93, 95-98, 108, DIG. 1
See application file for complete search history.

(56) **References Cited**

U.S. PATENT DOCUMENTS

317,711 A 5/1885 Brinkmann
(Continued)

FOREIGN PATENT DOCUMENTS

BE 494309 3/1950
(Continued)

OTHER PUBLICATIONS

2001 Kushitani Riding Equipment Collection, 2001, 9 pages.
(Continued)

Primary Examiner—Ian Simmons

Assistant Examiner—Rashida Johnson

(74) *Attorney, Agent, or Firm*—Harness, Dickey & Pierce, P.L.C.

(57) **CLAIM**

I claim the ornamental design for a venting motorcycle jacket, as shown and described.

FIG. 1 is a front elevational view of a jacket showing a removable outer sleeve sections attached to a jacket in an assembled configuration of my new design;

FIG. 2 is a rear elevational view of the jacket showing the removable outer sleeve sections attached to the jacket in the assembled configuration of my new design;

FIG. 3 is a side elevational view of the jacket showing the removable outer sleeve sections attached to the jacket in the assembled configuration of my new design;

FIG. 4 is a side elevational view of the jacket, opposite that of FIG. 3, showing the removable outer sleeve sections attached to the jacket in the assembled configuration of my new design;

FIG. 5 is a rear elevational view showing the jacket of my new design with the outer sleeve sections removed and exposing the open mesh of the underlying jacket sleeves;

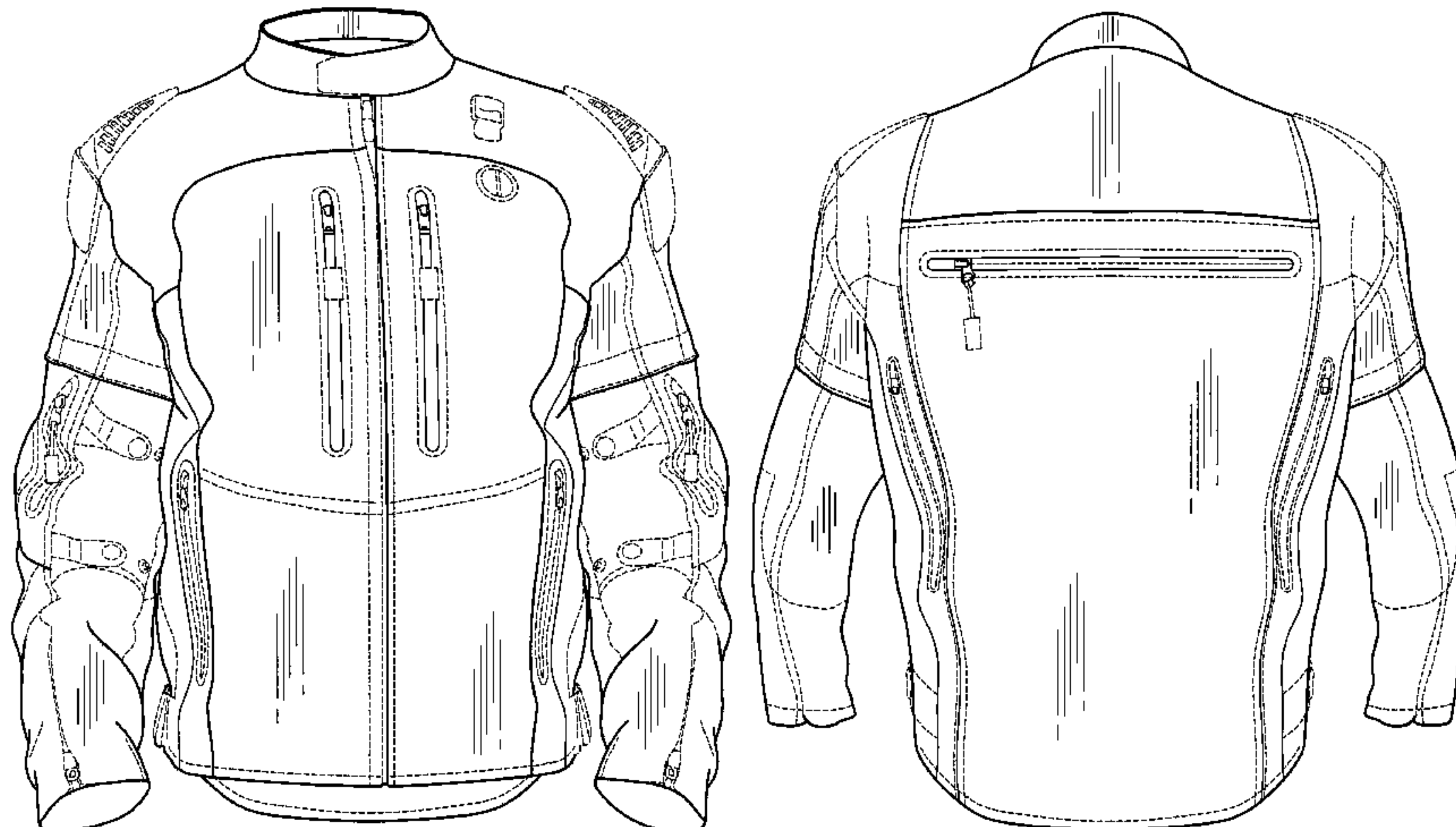
FIG. 6 is a front elevational view showing the jacket of my new design with the outer sleeve sections removed and exposing the open mesh of the underlying jacket sleeves;

FIG. 7 is a an exploded front elevational view showing the removable outer sleeve sections detached from the jacket of my new design in a disassembled configuration, exposing the open mesh of the underlying jacket sleeves; and,

FIG. 8 is an exploded rear elevational view showing the removable outer sleeve sections detached from the jacket of my new design in a disassembled configuration, exposing the open mesh of the underlying jacket sleeves.

The broken line illustration symbolizing stitching and other features, as well as the remainder of the broken lines on the surface of the jacket, illustrate portions of the design that form no part of the claim. The partial mesh samples shown along the lower sleeves indicate a substantially continuous open mesh pattern between the partial mesh samples actually illustrated.

1 Claim, 8 Drawing Sheets



US D620,231 S

Page 3

D517,281 S	3/2006	Tanner et al.	FR	2 413 052	12/1977
7,017,191 B2	3/2006	Golde	FR	2 460 634	7/1979
D526,465 S	8/2006	Rindle	FR	2 546 759	12/1984
D526,467 S *	8/2006	Kent D2/828	FR	2 783 138	3/2000
D526,469 S	8/2006	Collier	GB	461247	2/1937
D529,687 S	10/2006	Rindle	GB	2 104 770 A	3/1983
7,171,695 B2	2/2007	Braun	JP	48-12006	2/1973
7,181,774 B2	2/2007	Silver	JP	49-9409	1/1974
D555,878 S	11/2007	Bay	JP	50-11703	2/1975
D588,783 S *	3/2009	Olstorn D2/828	JP	53-155409	12/1978
2003/0013368 A1	1/2003	Braun	JP	55-176314	12/1980
2003/0033656 A1	2/2003	Jaeger	JP	56-15732	2/1981
2003/0051286 A1 *	3/2003	Gregg 2/93	JP	57-147212	9/1982
2003/0079271 A1	5/2003	Gillen	JP	58-105410	7/1983
2003/0172435 A1	9/2003	Rindle et al.	JP	59-4722	1/1984
2004/0055069 A1	3/2004	Fayle et al.	JP	61-94510	6/1986
2004/0143884 A1 *	7/2004	Majerfeld 2/96	JP	7-2417	1/1995
2004/0158910 A1 *	8/2004	Bay 2/69	JP	8-284009	10/1996
2005/0015843 A1	1/2005	Roux et al.	WO	WO 94/00036	1/1994
2005/0066406 A1	3/2005	Sleesen	WO	WO 96/39056	12/1996
2006/0041990 A1	3/2006	Alesina et al.	WO	WO 02/01977	1/2002
2006/0277652 A1 *	12/2006	Okajima 2/93	WO	WO 02/060287	8/2002
2006/0277653 A1	12/2006	Okajima	WO	WO 03/006234	1/2003
2008/0040832 A1	2/2008	Bay			
2008/0184454 A1 *	8/2008	Collier 2/93			
2009/0077710 A1 *	3/2009	Bay 2/87			

FOREIGN PATENT DOCUMENTS

CA	1056553	6/1979
CA	2 344 726	10/2002
DE	517523	1/1931
EP	0 000 095	12/1978
EP	0 034 518	1/1981
EP	0 071 226	2/1983
EP	0 161 564	11/1985
EP	0 412 450	2/1991
EP	0 643 929	3/1995
EP	0 819 389	1/1998
EP	0 870 745	10/1998
EP	0 913 170	6/1999
EP	0 974 277	1/2000
EP	1 329 167 A2	7/2003
FR	1.029.851	3/1953
FR	1.220.511	1/1960
FR	2.094.362	1/1972
FR	2 127 140	9/1972

OTHER PUBLICATIONS

Fieldsheer Mach 1, Mach 2, Sonic Air, Titanium Air, Highland Suit, Highland 2, Kiri, Manx Pro, Spiga, Thistle, XPack Tech, Cabrio, Latrak jackets; <http://store.fieldsheer.com> (Feb. 8, 2003).

Japanese publication with English translation entitled "Proto War-RJ" citing Kiss Racing, (believed to have been published in 2000).

European Search Report for EP 03 29 1709, 2 pages.

Five photographs of Joe Rocket® "Bulldog" jacket (offered for sale before 2003).

"Joe Rocket" Catalog, Spring 2002, (published 2002), Cover page and pp. 4-5, 13, 32 and 35.

"Steve Largent Autographed Football Jersey Mesh", Advertisement from COLLECTIBLES.GOANTIQUES.COM, 1996-2003, (published Feb. 8, 2003), 1 page.

Drawing of Fieldsheer Jacket with removable torso vest (offered for sale or publicly used prior to Feb. 13, 2003), 1 page.

2000 Motorcycle—Joe Rocket brochure, back page and p. 5 ("Bulldog" jacket), published in 1999.

"AGV Intersport Metal Mesh Jacket", Advertisement (believed to have been published prior to 2008), 1 page.

* cited by examiner




FIG - 1

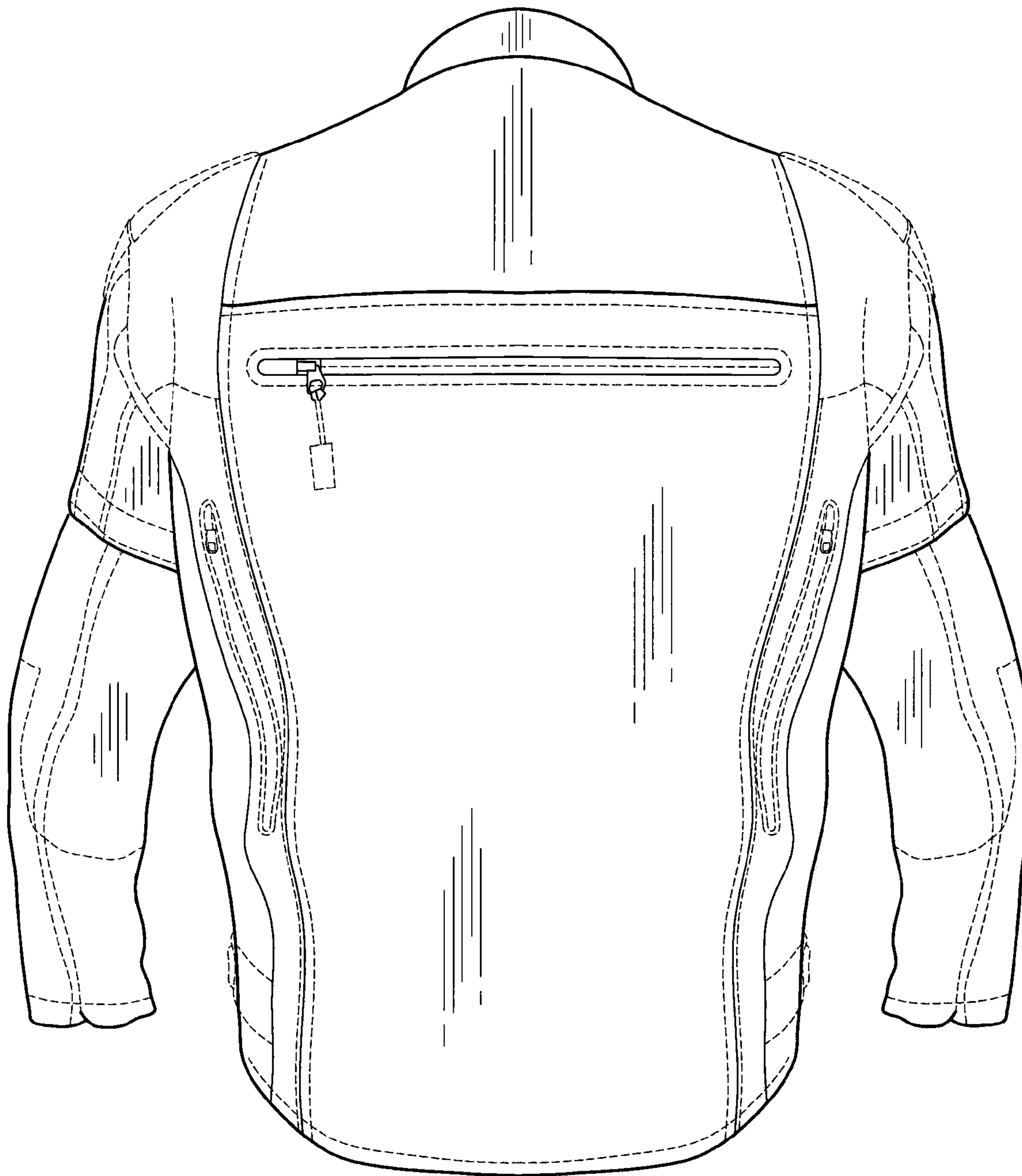


FIG - 2

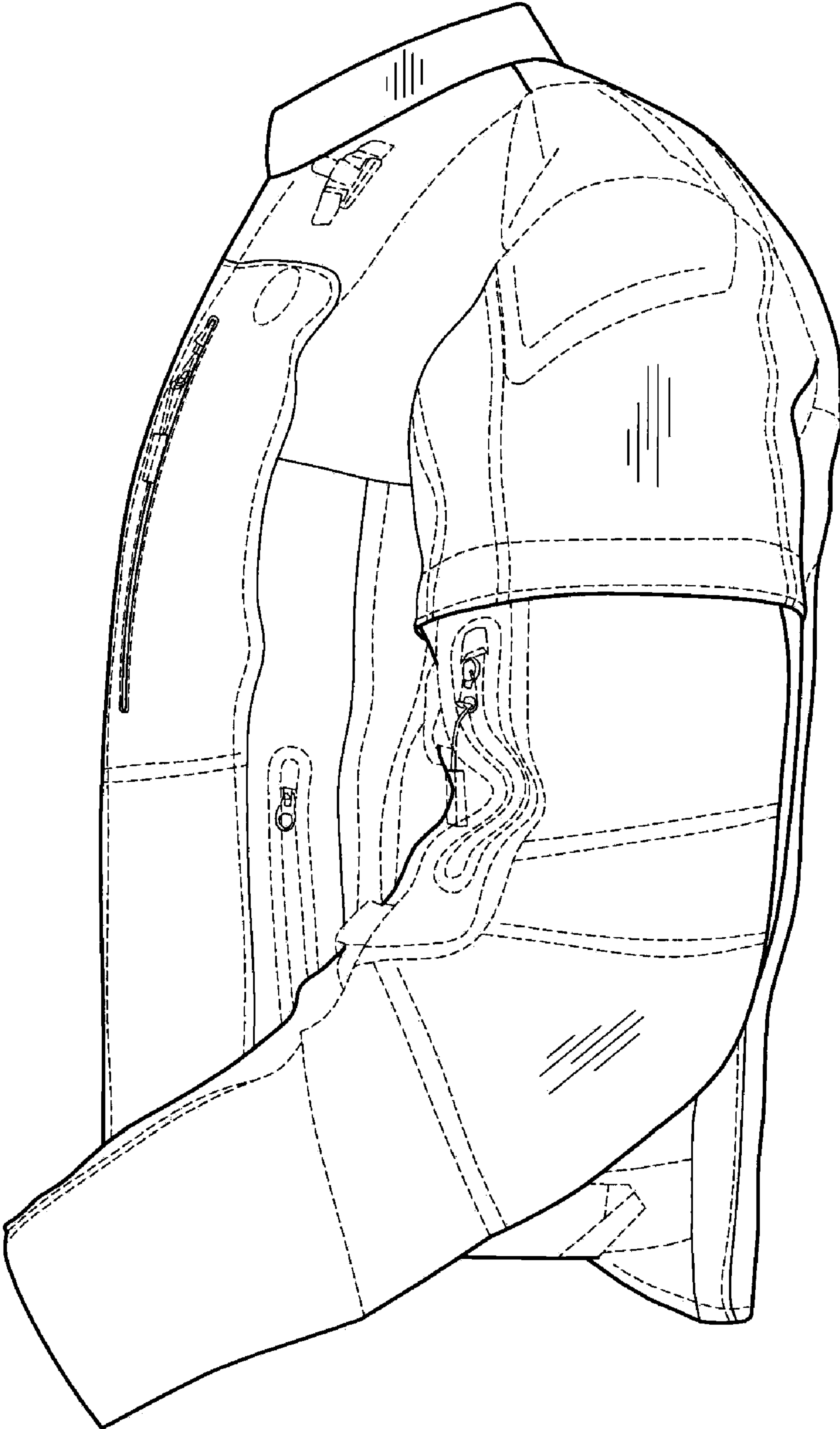


FIG - 3

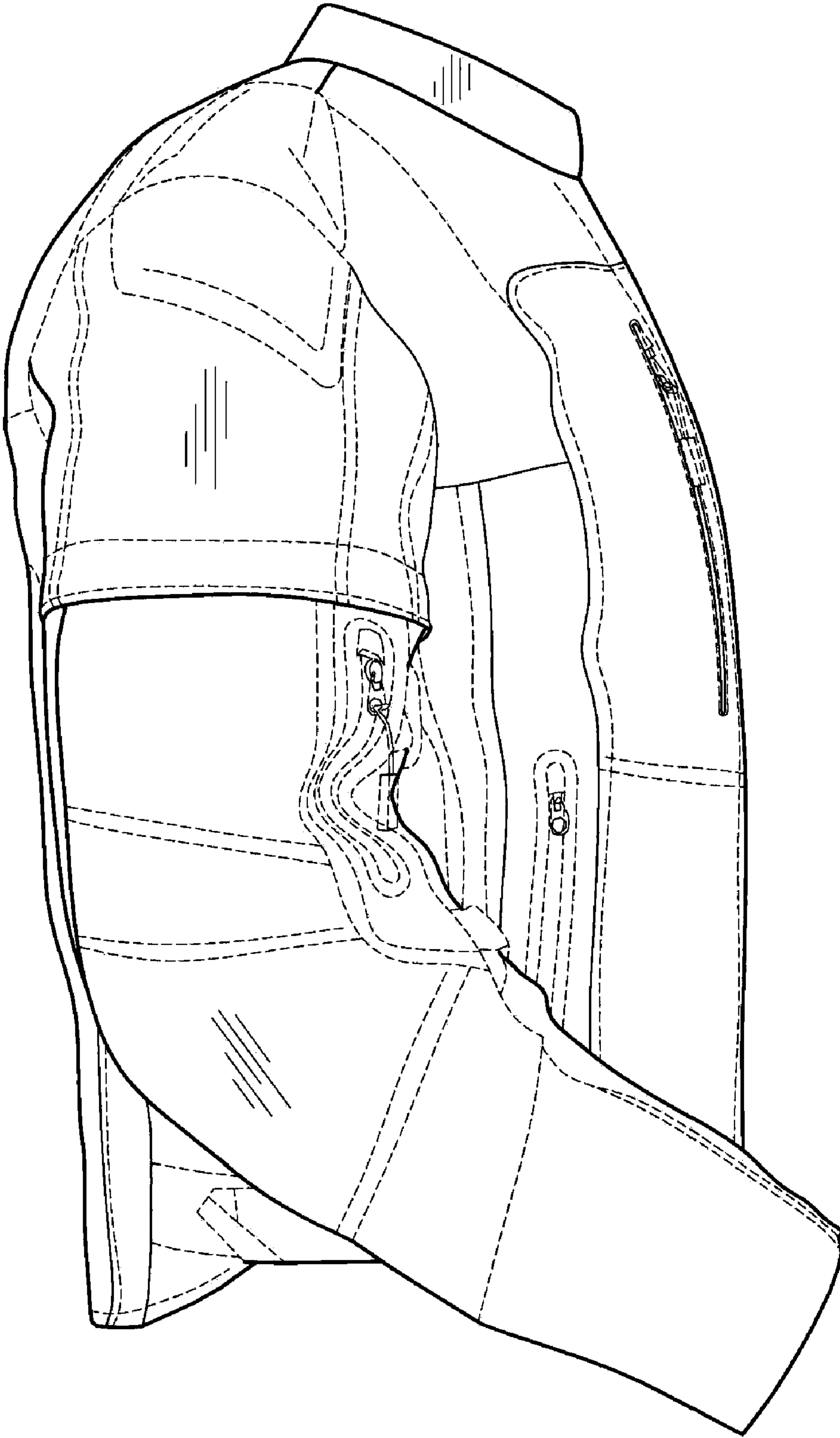


FIG - 4

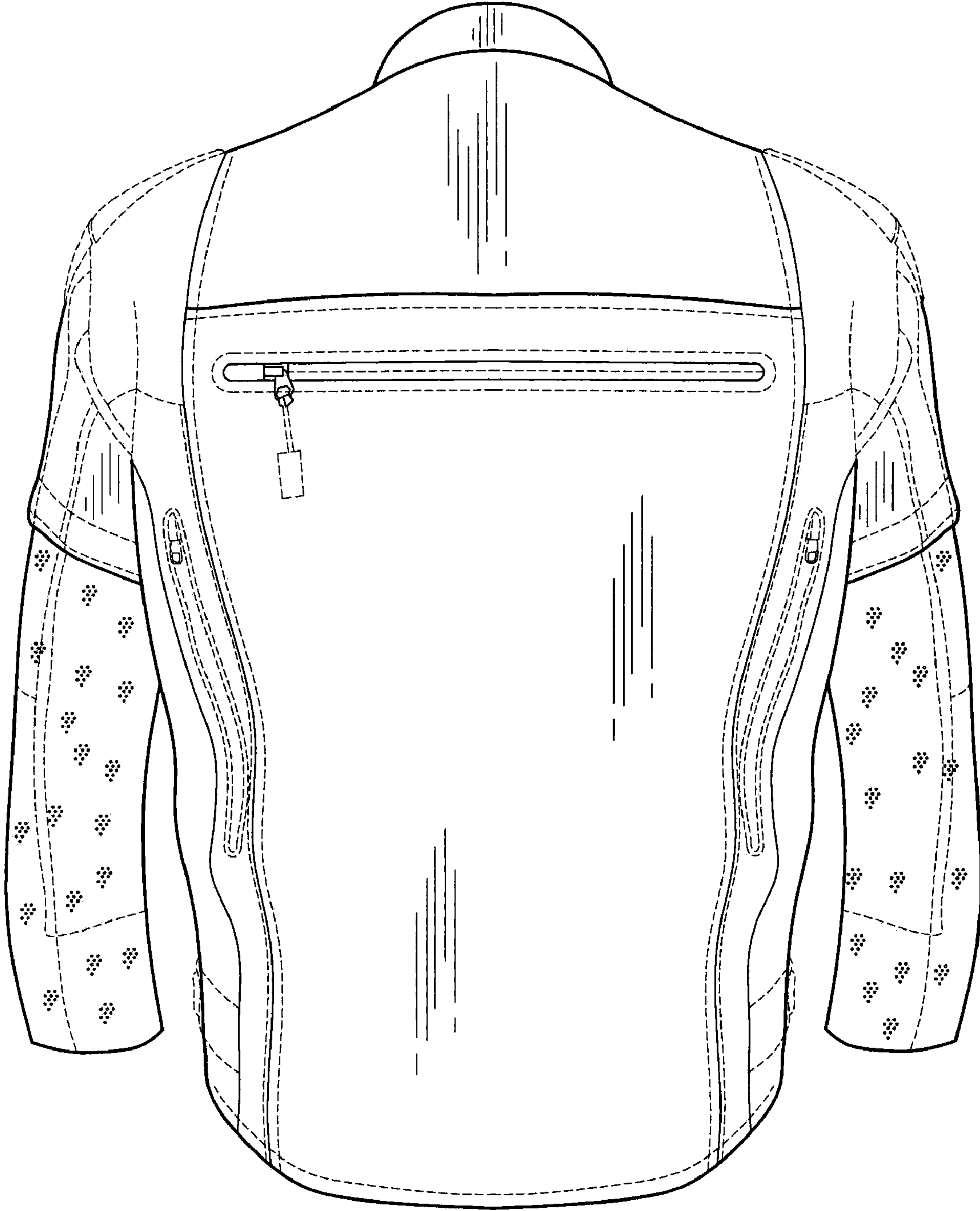


FIG - 5

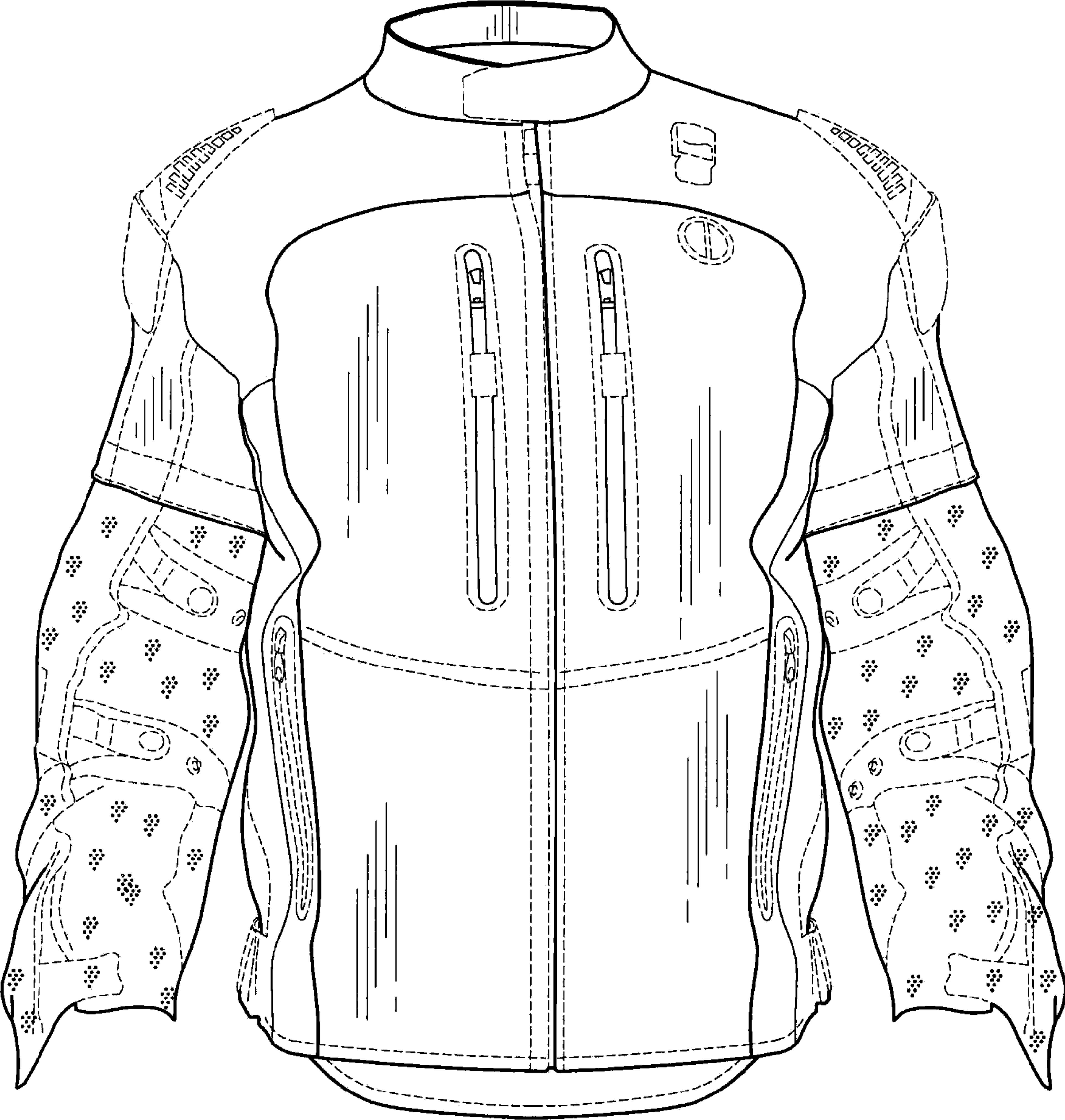


FIG - 6

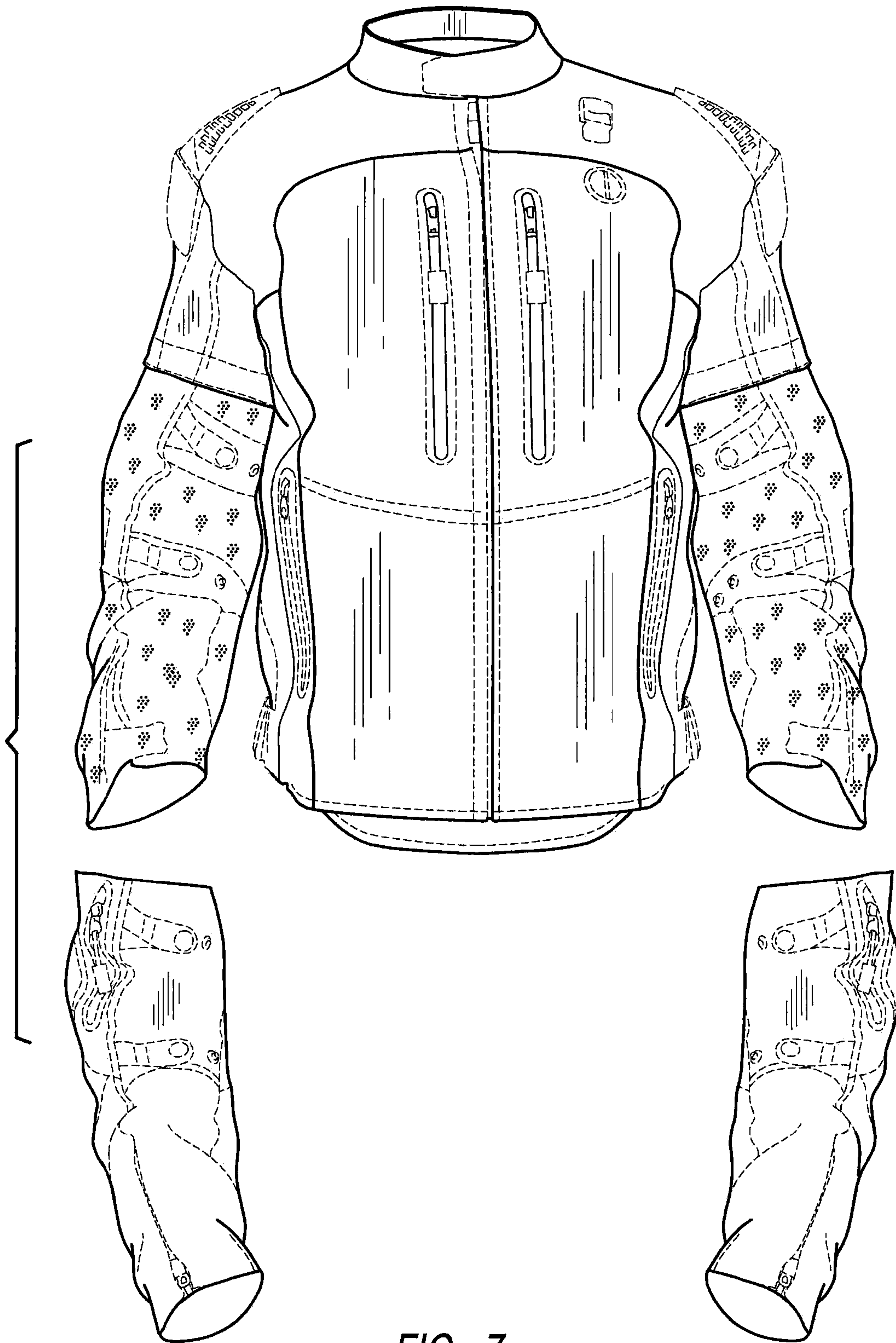


FIG - 7

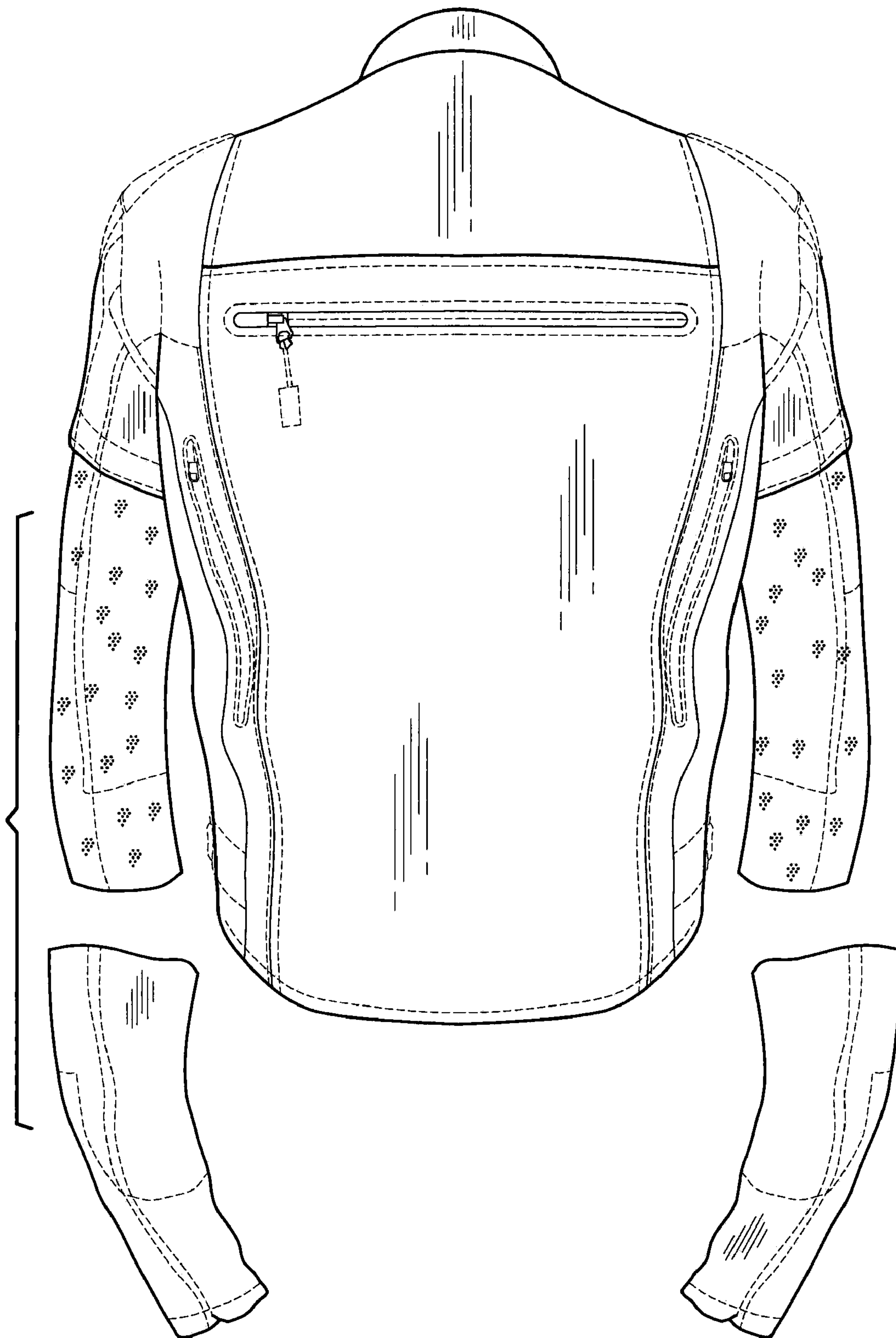


FIG - 8