



US00D620226S

(12) **United States Design Patent**
Adkins

(10) **Patent No.:** **US D620,226 S**

(45) **Date of Patent:** **** Jul. 27, 2010**

(54) **PET TREAT**

(75) **Inventor:** **Grant W. Adkins**, Thousand Oaks, CA
(US)

(73) **Assignee:** **United Pet Group, Inc.**, Cincinnati, OH
(US)

(**) **Term:** **14 Years**

(21) **Appl. No.:** **29/352,715**

(22) **Filed:** **Dec. 23, 2009**

(51) **LOC (9) Cl.** **01-01**

(52) **U.S. Cl.** **D1/106**

(58) **Field of Classification Search** D1/100-199;
D30/160; D24/102, 103; D25/119-135;
119/706-711; 426/2, 89, 92, 104, 635, 805;
D6/588, 598; D7/628; D11/50, 133-134;
D20/14, 24, 30; D22/131

See application file for complete search history.

(56) **References Cited**

U.S. PATENT DOCUMENTS

D303,727 S *	10/1989	Spanier et al.	D1/106
D303,728 S *	10/1989	Spanier et al.	D1/106
D304,385 S *	11/1989	Spiel et al.	D1/106
D305,950 S *	2/1990	Spiel et al.	D1/106
D305,951 S *	2/1990	Spiel et al.	D1/106
D305,952 S *	2/1990	Spanier et al.	D1/106
D407,185 S *	3/1999	Marcks	D1/106
6,110,521 A *	8/2000	Axelrod	426/549
D490,965 S *	6/2004	Lawrenson	D1/106

D510,171 S *	10/2005	Lawrenson	D1/106
D512,539 S *	12/2005	Brunes et al.	D30/130
D523,591 S *	6/2006	Kreamer	D30/160
D551,977 S *	10/2007	Daniels	D9/456
D578,714 S *	10/2008	Rutherford	D30/160
7,662,414 B1 *	2/2010	Lawlor	426/2
2003/0175387 A1 *	9/2003	English	426/94
2004/0219260 A1 *	11/2004	Anderson et al.	426/2
2008/0008786 A1 *	1/2008	Sevilla et al.	426/87

* cited by examiner

Primary Examiner—Cathron C Brooks

Assistant Examiner—Barbara Fox

(74) *Attorney, Agent, or Firm*—Banner & Witcoff, Ltd

(57) **CLAIM**

The ornamental design for a pet treat, as shown and described.

DESCRIPTION

FIG. 1 is a perspective view of a pet treat showing our new design,

FIG. 2 is a front view thereof,

FIG. 3 is a rear view thereof,

FIG. 4 is a right side view thereof,

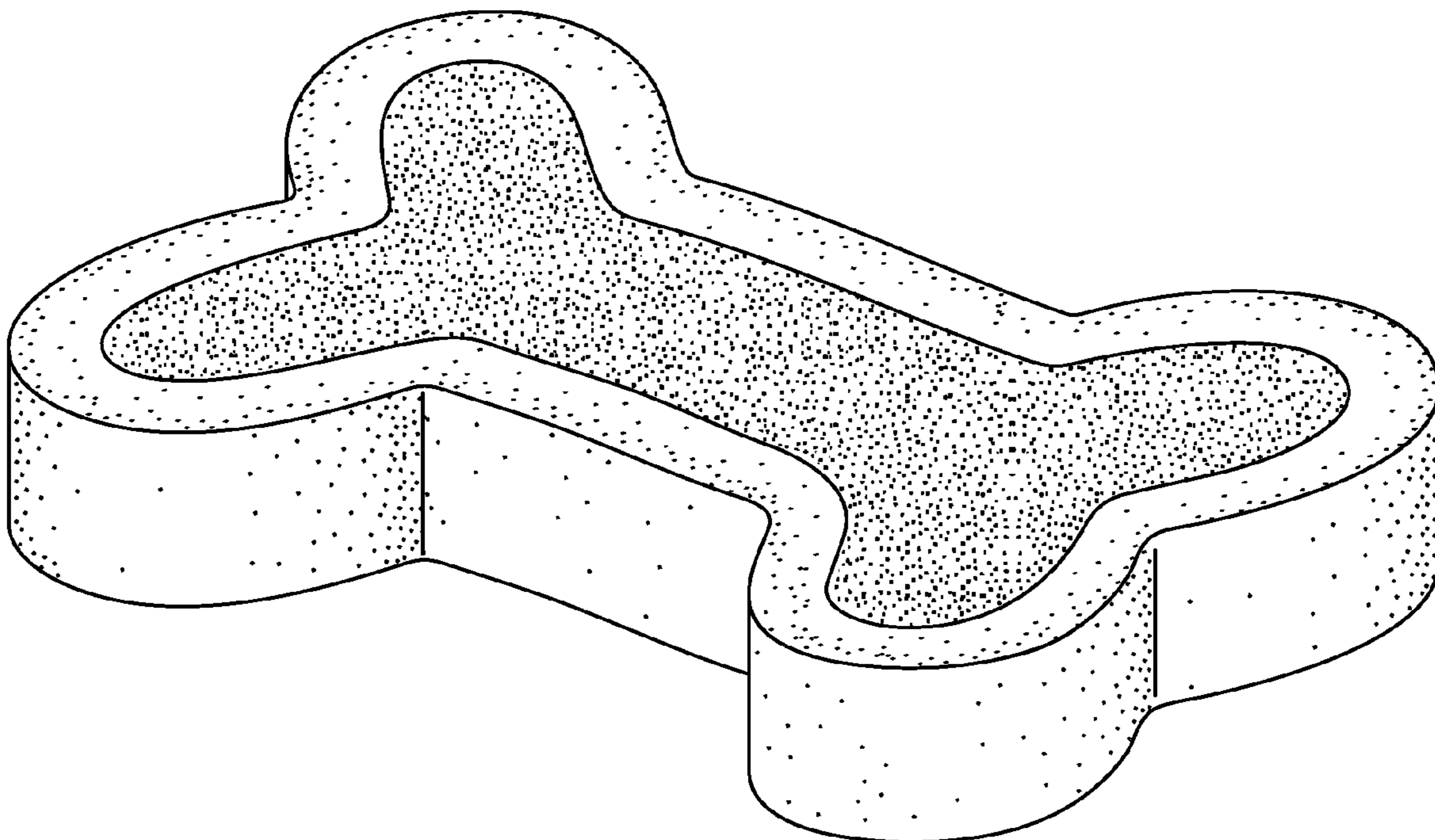
FIG. 5 is a left side view thereof;

FIG. 6 is top view thereof; and,

FIG. 7 is a bottom view thereof.

The contrast in stippling densities between the inner and outer regions represents a contrast of appearance.

1 Claim, 3 Drawing Sheets



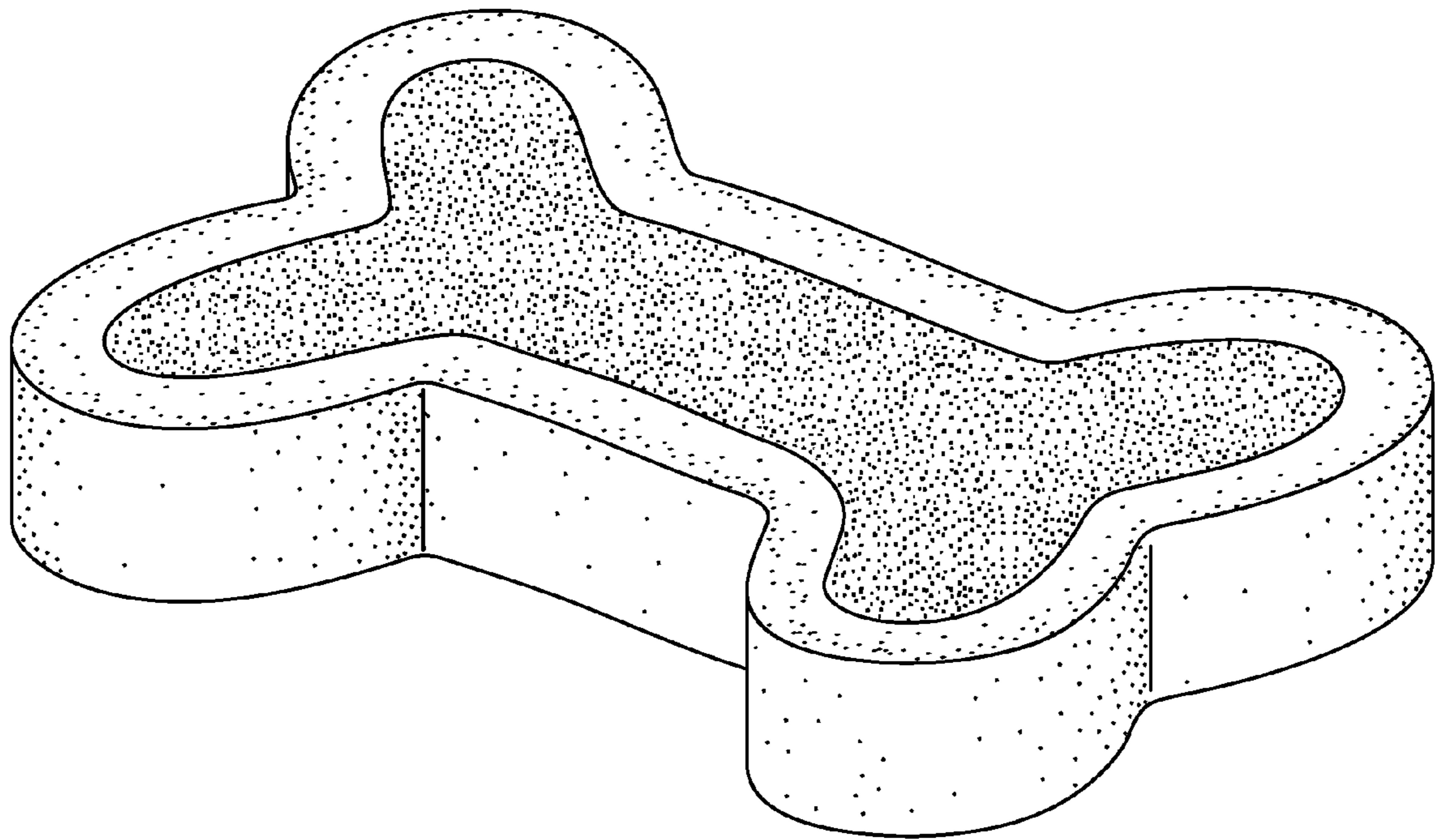


FIG. 1

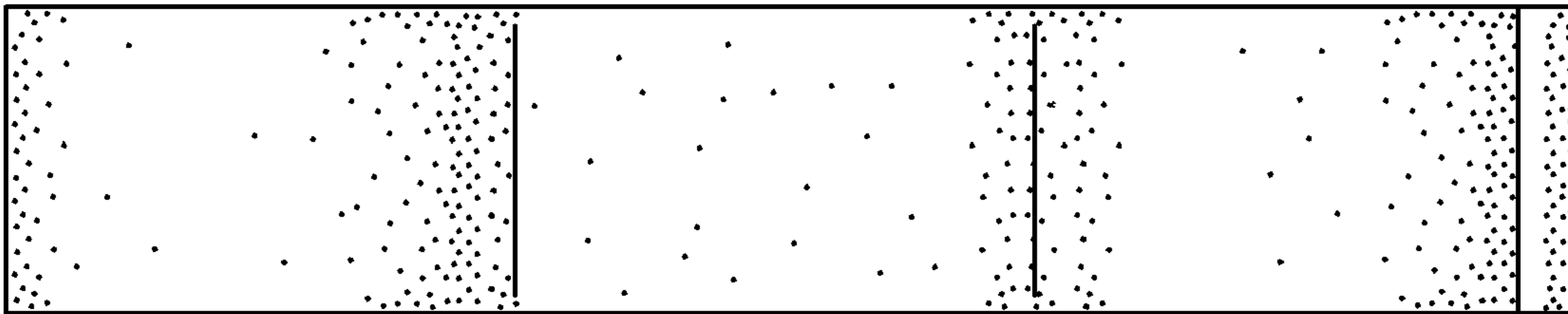


FIG. 2

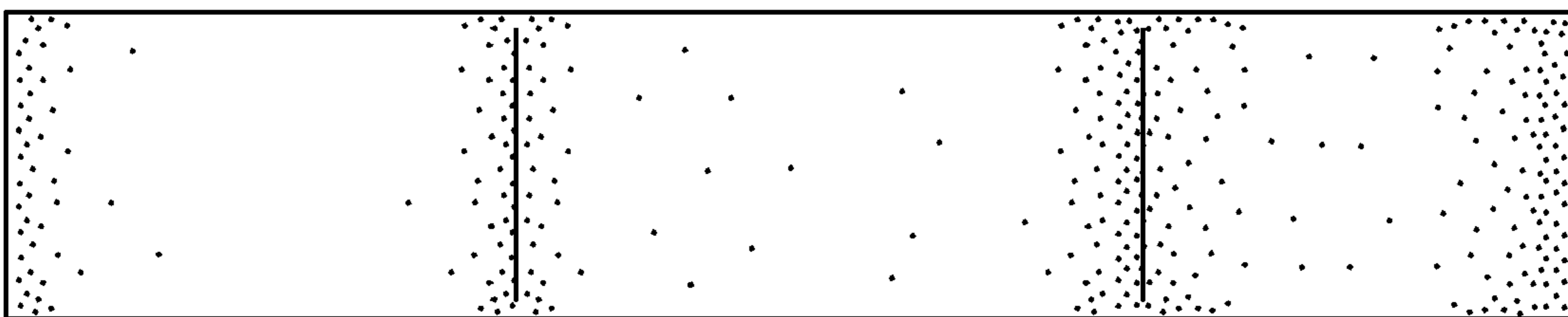


FIG. 3

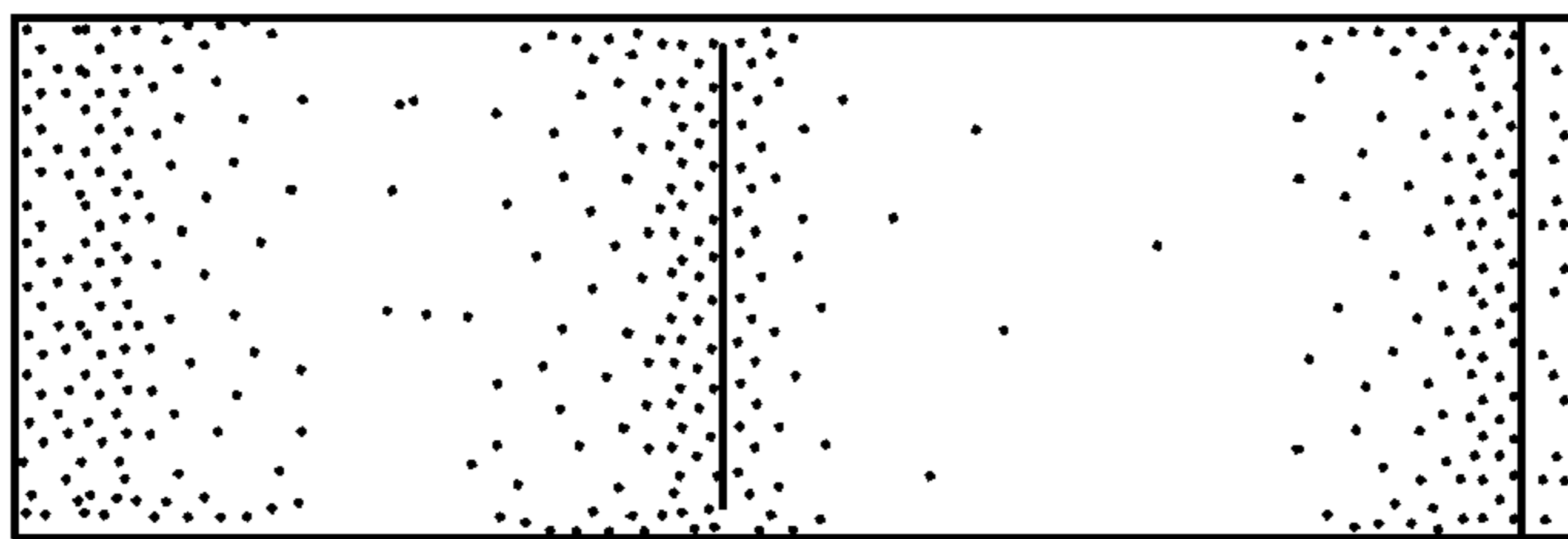


FIG. 4

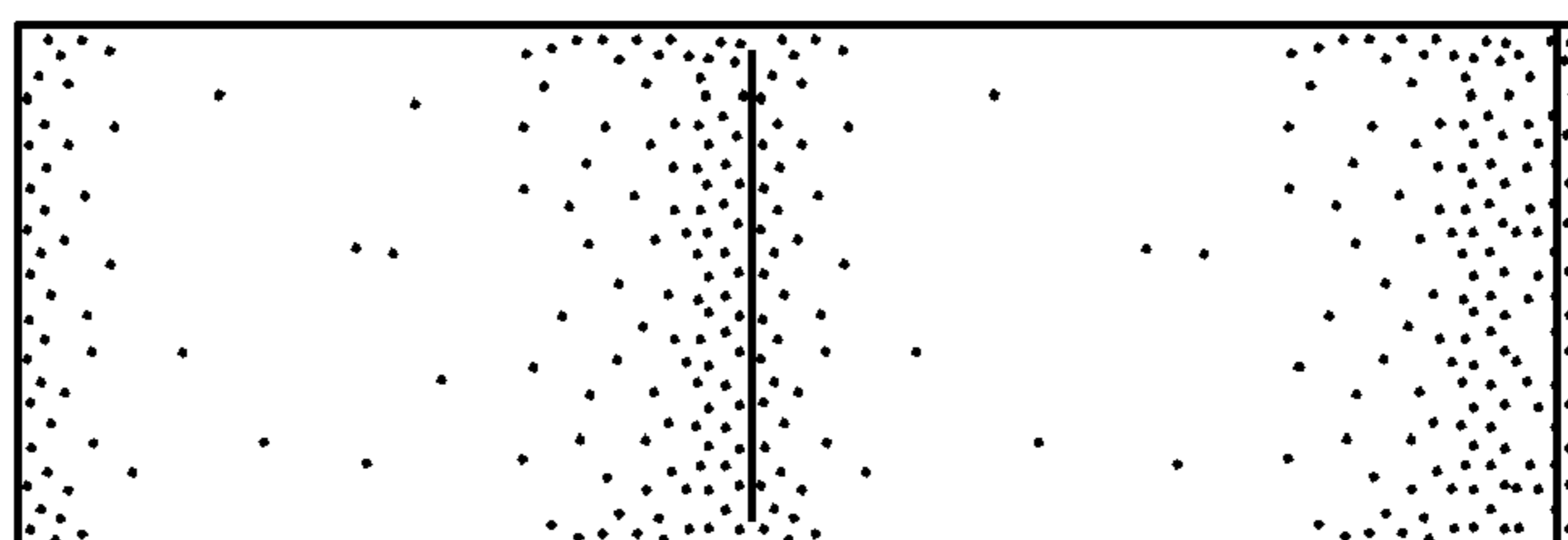


FIG. 5

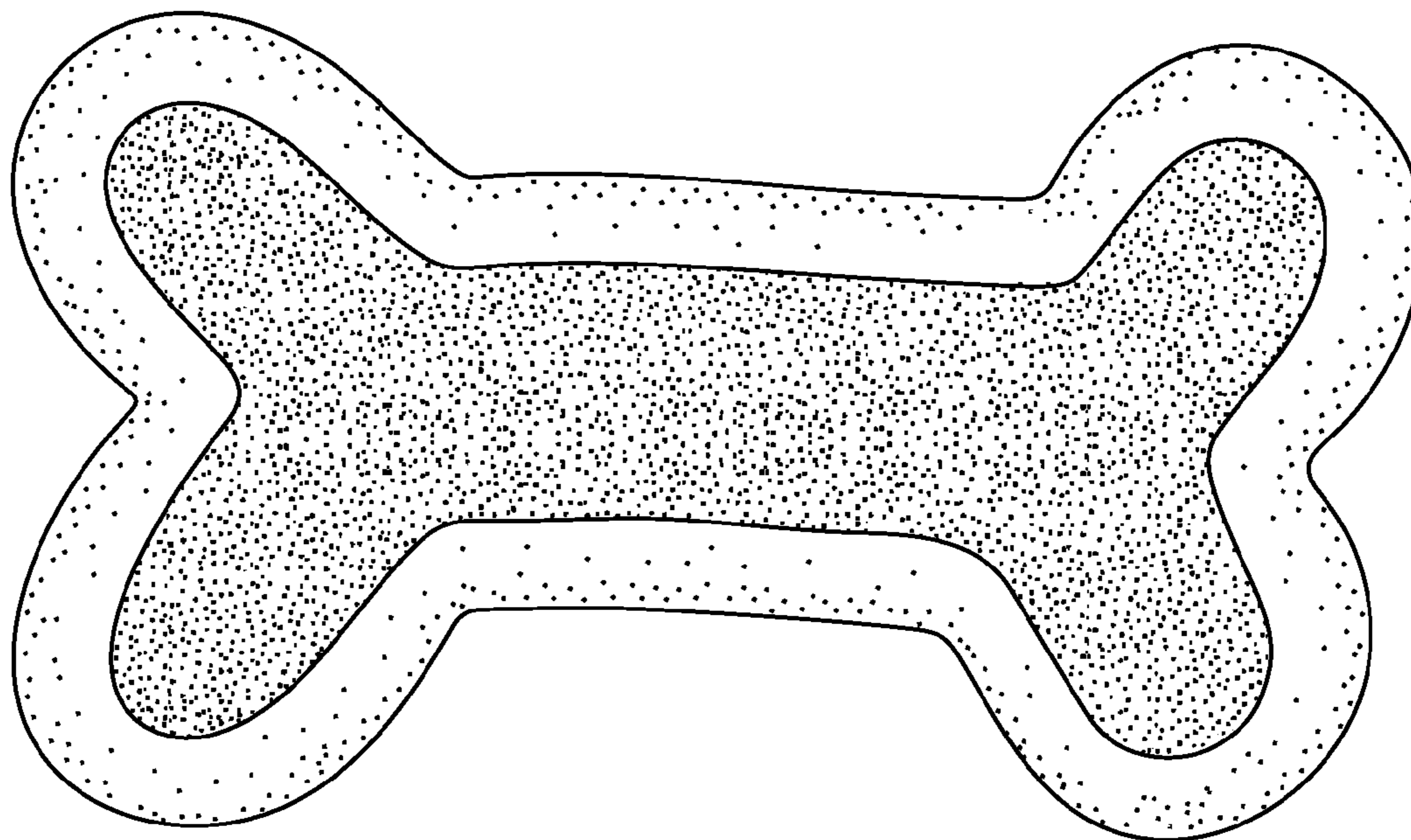


FIG. 6

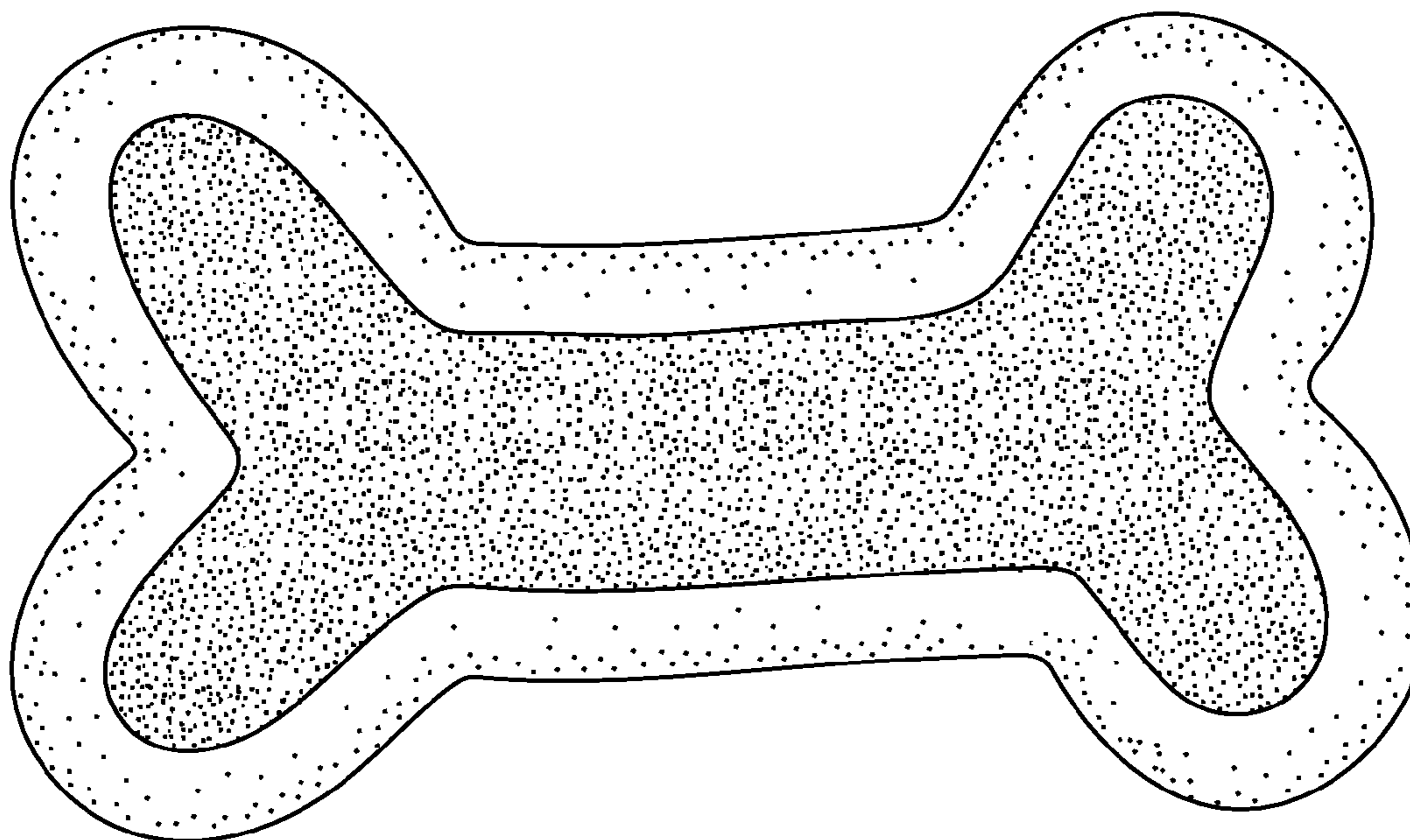


FIG. 7