



US00D620222S

(12) **United States Design Patent**
Schultz et al.

(10) **Patent No.:** **US D620,222 S**
(45) **Date of Patent:** **** Jul. 20, 2010**

(54) **CASKET WITH ORNAMENTATION**

(57) **CLAIM**

(75) Inventors: **Craig H. Schultz**, York, PA (US); **Yves J. Allard**, York, PA (US)

The ornamental design for a casket with ornamentation, as shown and described.

(73) Assignee: **Matthews Resources, Inc.**, Wilmington, DE (US)

DESCRIPTION

(**) Term: **14 Years**

(21) Appl. No.: **29/337,836**

(22) Filed: **May 29, 2009**

Related U.S. Application Data

(62) Division of application No. 29/284,660, filed on Sep. 12, 2007, now Pat. No. Des. 593,725, which is a division of application No. 29/239,662, filed on Sep. 30, 2005, now abandoned.

FIG. 1 is a perspective view of a casket with ornamentation in accordance with our new design.

FIG. 2 is a front elevation view of the casket with ornamentation of FIG. 1; the back view is substantially the same as the front view.

FIG. 3 is a left side elevation view of the casket with ornamentation of FIG. 1; the right side view is substantially the same as the left side view.

(51) **LOC (9) Cl.** **99-00**

(52) **U.S. Cl.** **D99/8**

(58) **Field of Classification Search** D99/1-16, D99/20-27; D9/661; D5/20, 21, 34, 40; D25/145; D20/42, 43; D11/117, 121, 120, D11/122, 139, 143, 144, 151, 157, 160; 47/39, 41.01, 41.11; 428/15, 16, 17, 18, 428/23, 24; 27/1-8, 29, 30; 248/315, 345.1; 206/45.25, 423; 312/114, 204, 224; 362/153, 362/153.1, 183, 184, 185, 362, 363, 431, 362/805; 52/287.1

FIG. 4 is a top plan view of the casket with ornamentation of FIG. 1.

FIG. 5 is a bottom plan view of the casket with ornamentation of FIG. 1.

FIG. 6 is a perspective view of a second embodiment of a casket with ornamentation in accordance with our new design.

FIG. 7 is a front elevation view of the casket with ornamentation of FIG. 6; the back view is substantially the same as the front view.

FIG. 8 is a left side elevation view of the casket with ornamentation of FIG. 6; the right side view is substantially the same as the left side view.

See application file for complete search history.

FIG. 9 is a top plan view of the casket with ornamentation of FIG. 6; and,

FIG. 10 is a bottom plan view of the casket with ornamentation of FIG. 6.

The broken line showing of the casket with ornamentation in FIGS. 1-10 is for illustrative purposes and forms no part of the claimed design.

The characteristic feature of the design resides in a casket having ornamentation in the locations shown in the figures.

(56) **References Cited**

U.S. PATENT DOCUMENTS

900,569 A 10/1908 Mills

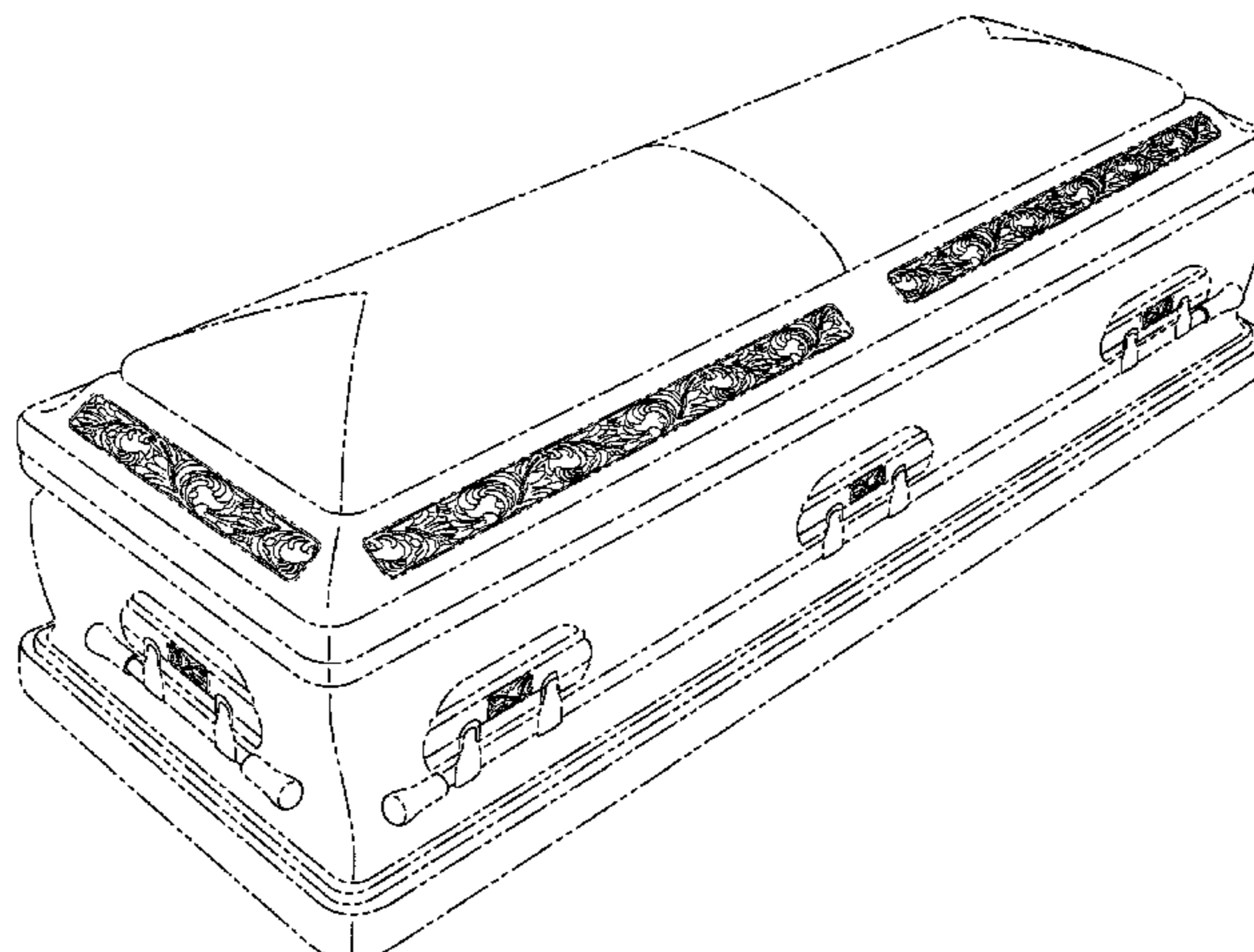
(Continued)

Primary Examiner—T. Chase Nelson

Assistant Examiner—Michael A Pratt

(74) *Attorney, Agent, or Firm*—Reed Smith LLP

1 Claim, 10 Drawing Sheets



US D620,222 S

Page 2

U.S. PATENT DOCUMENTS

D52,074 S	6/1918	Holstein	D420,485 S	2/2000	Cummings
D85,334 S	10/1931	Hopper	D424,779 S	5/2000	Agee et al.
1,837,249 A	12/1931	Barber	D451,147 S	11/2001	Mayfield-Mitchell
D91,753 S	3/1934	Beck	D462,128 S	8/2002	Careri
D91,893 S	4/1934	Michael	D490,959 S	6/2004	Parker et al.
D157,095 S	1/1950	Smith	D491,334 S	6/2004	Parker et al.
D184,523 S	3/1959	Kuepfer	D491,710 S	6/2004	Parker et al.
D272,031 S	1/1984	Faber	D497,233 S	10/2004	Parker et al.
D294,763 S	3/1988	Beardsley	D497,234 S	10/2004	Parker et al.
D338,313 S	8/1993	Beardsley	D497,235 S	10/2004	Parker et al.
D381,901 S	8/1997	Alig et al.	D502,831 S	3/2005	Parker et al.
5,653,472 A	8/1997	Huddleston et al.	D511,635 S	11/2005	Risdon
D400,683 S	11/1998	Saaf et al.	D526,725 S	8/2006	Ellsley
D414,308 S	9/1999	Agee et al.	D526,889 S	8/2006	DePaul
D417,540 S	12/1999	Agee et al.	D527,116 S	8/2006	Ellsley
D418,271 S	12/1999	Parker	D528,408 S	9/2006	DePaul
D420,194 S	2/2000	Cummings	D528,733 S	9/2006	Spiegel
D420,196 S	2/2000	Cummings	D551,425 S	9/2007	Layle
			D593,725 S *	6/2009	Schultz et al. D99/15

* cited by examiner

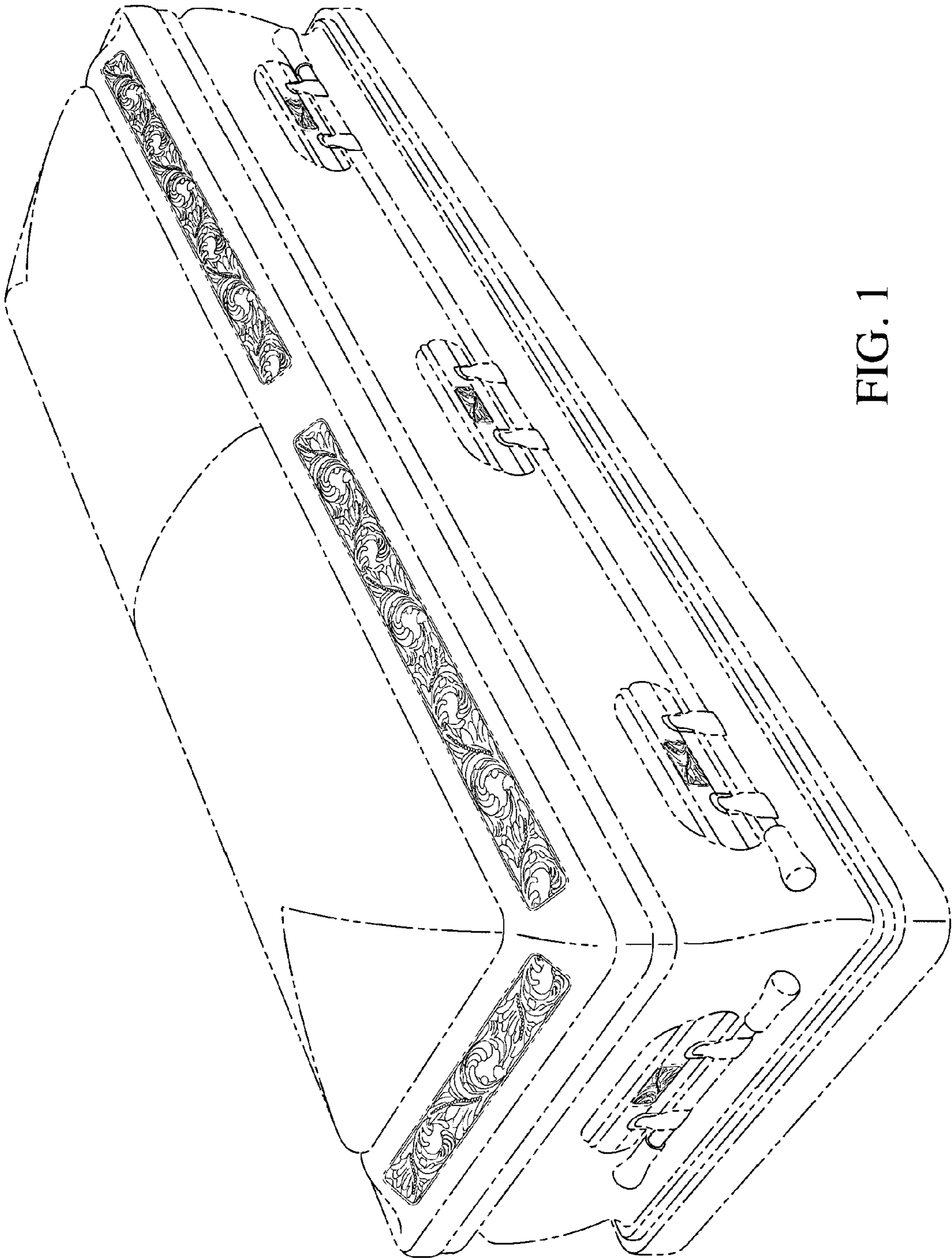


FIG. 1

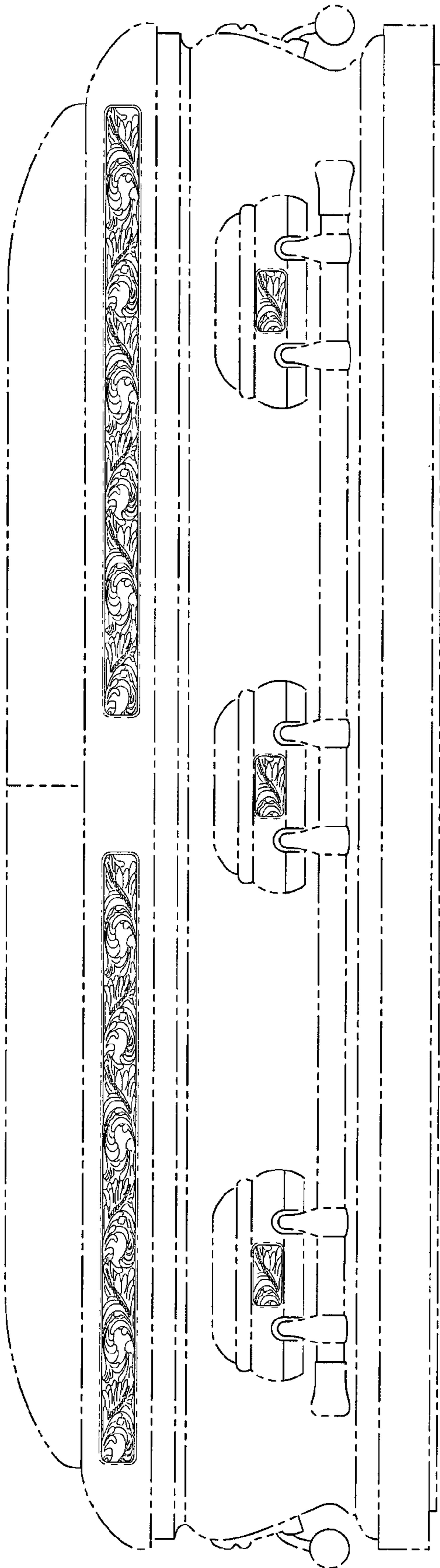


FIG. 2

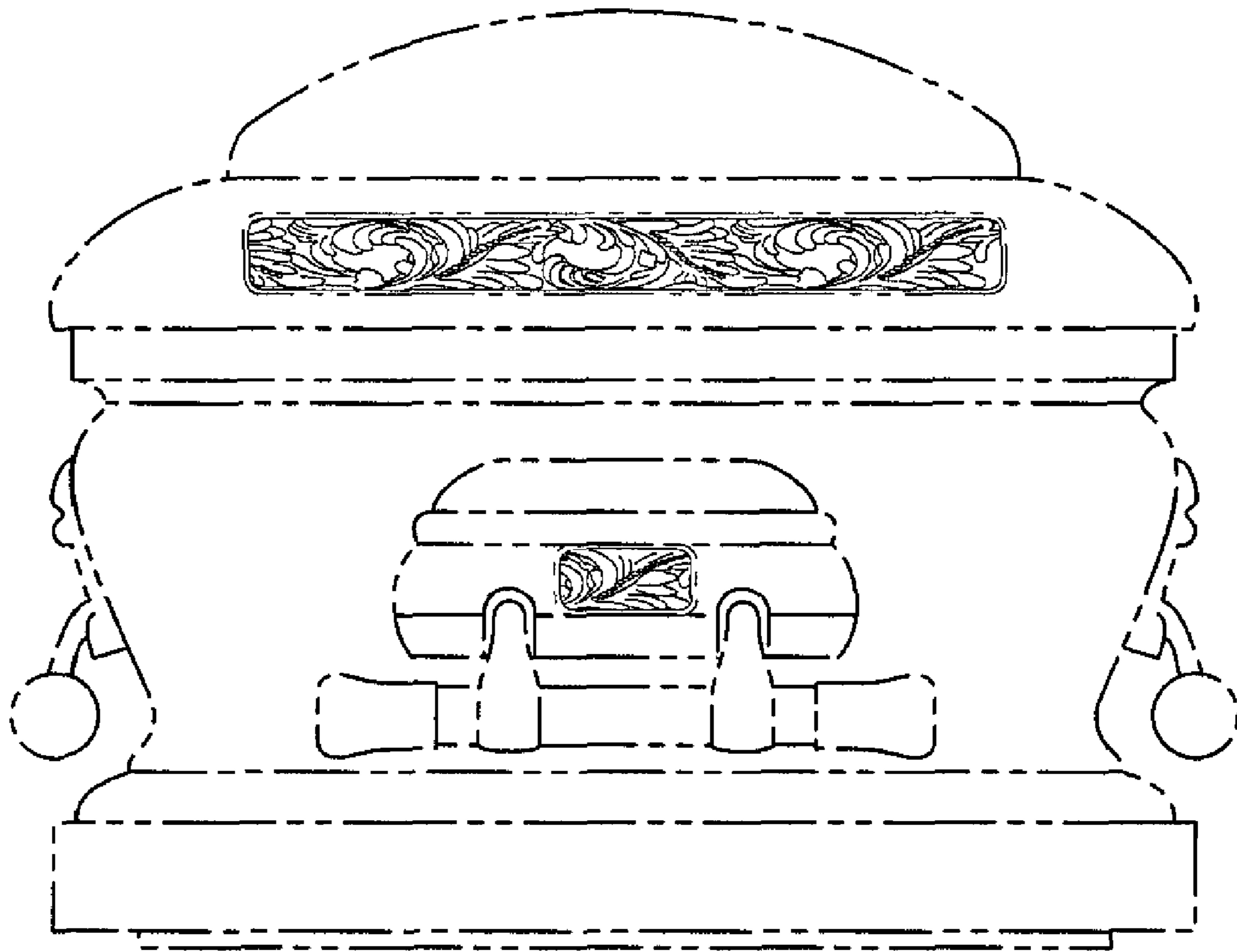


FIG. 3




FIG. 4




FIG. 5

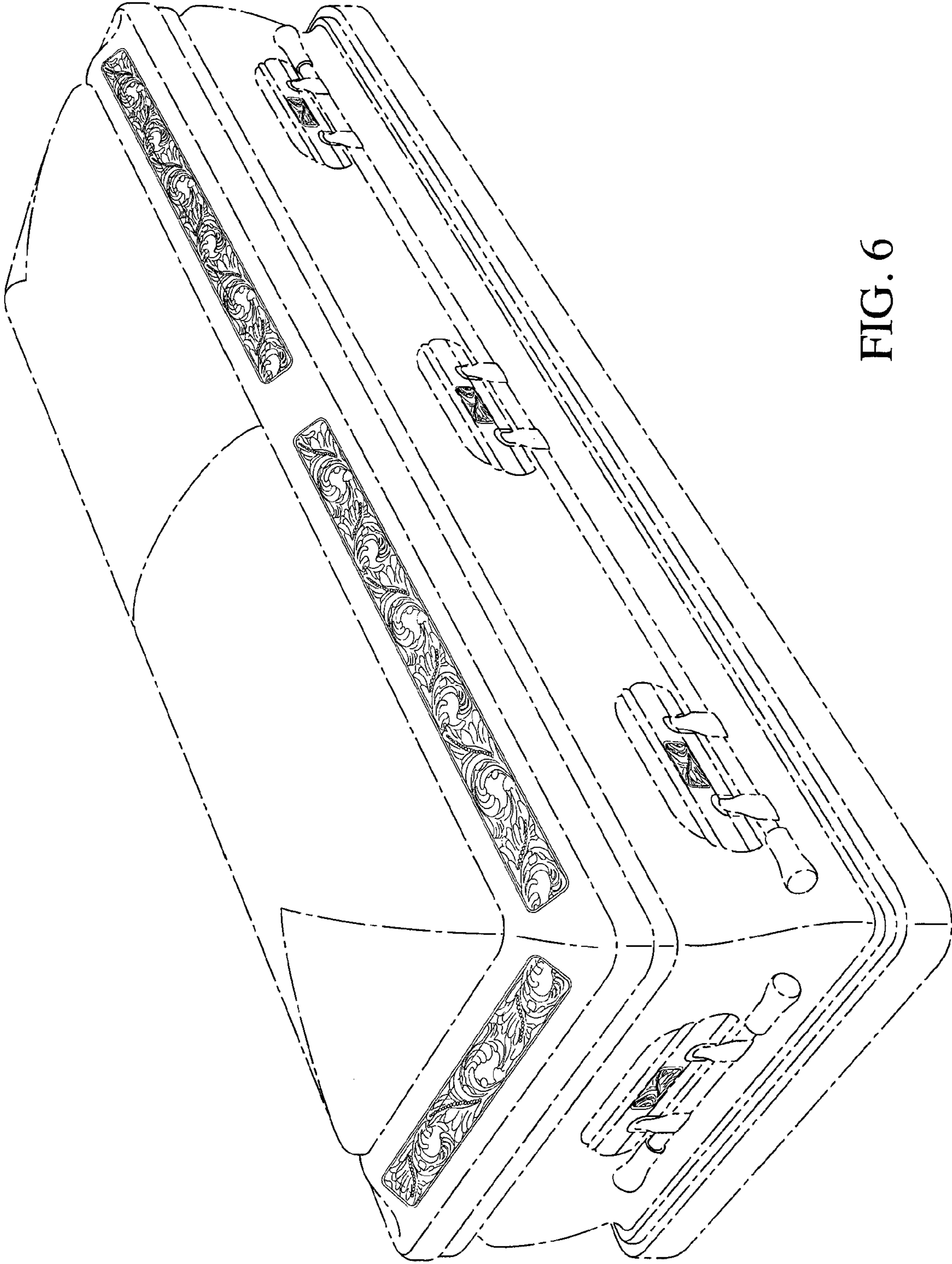


FIG. 6

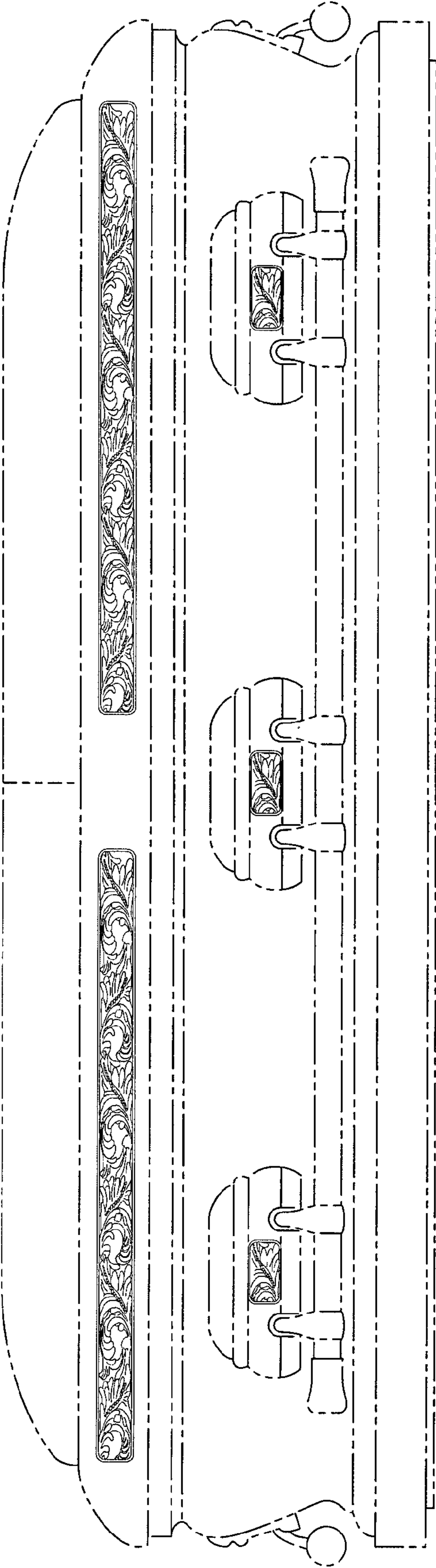


FIG. 7

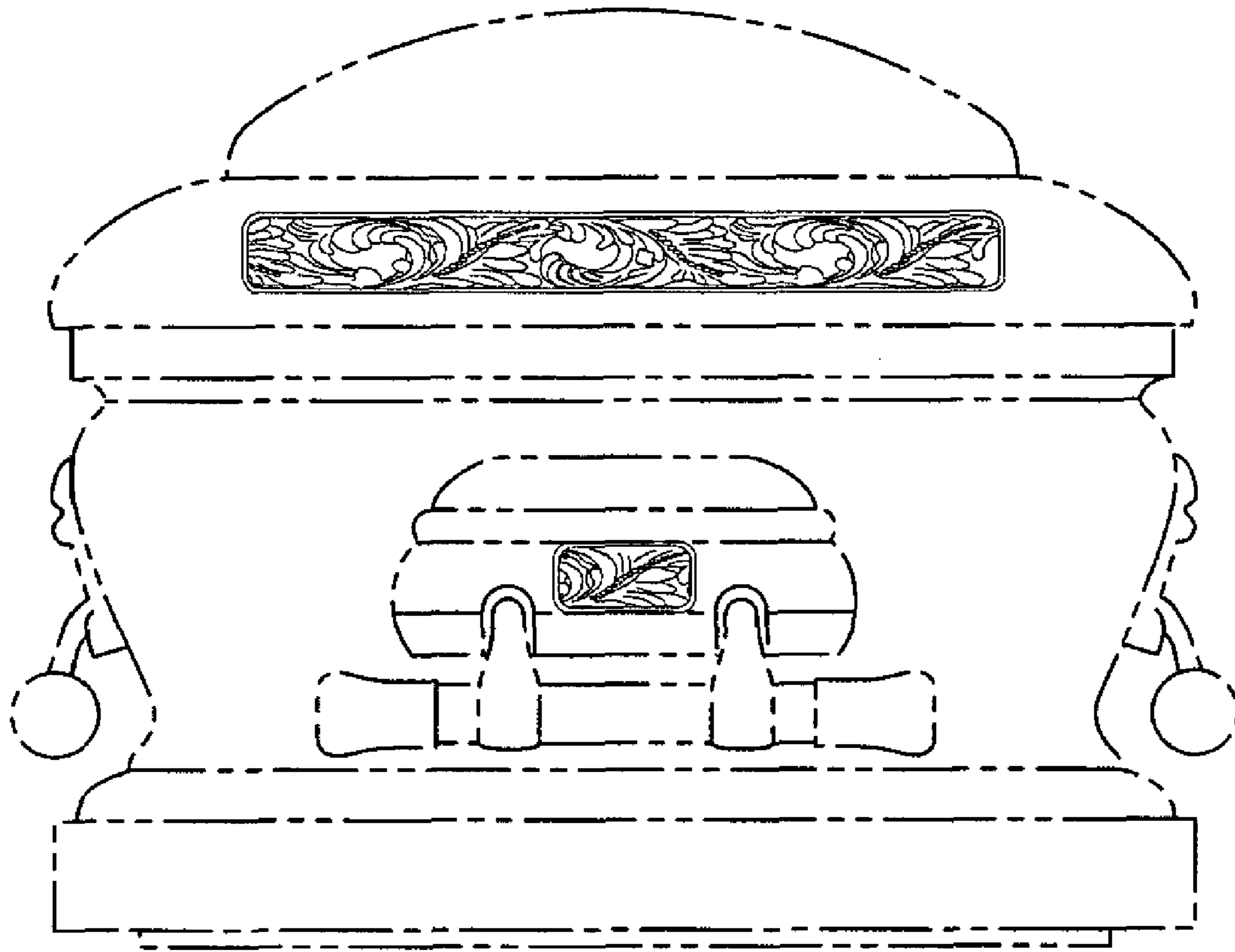


FIG. 8

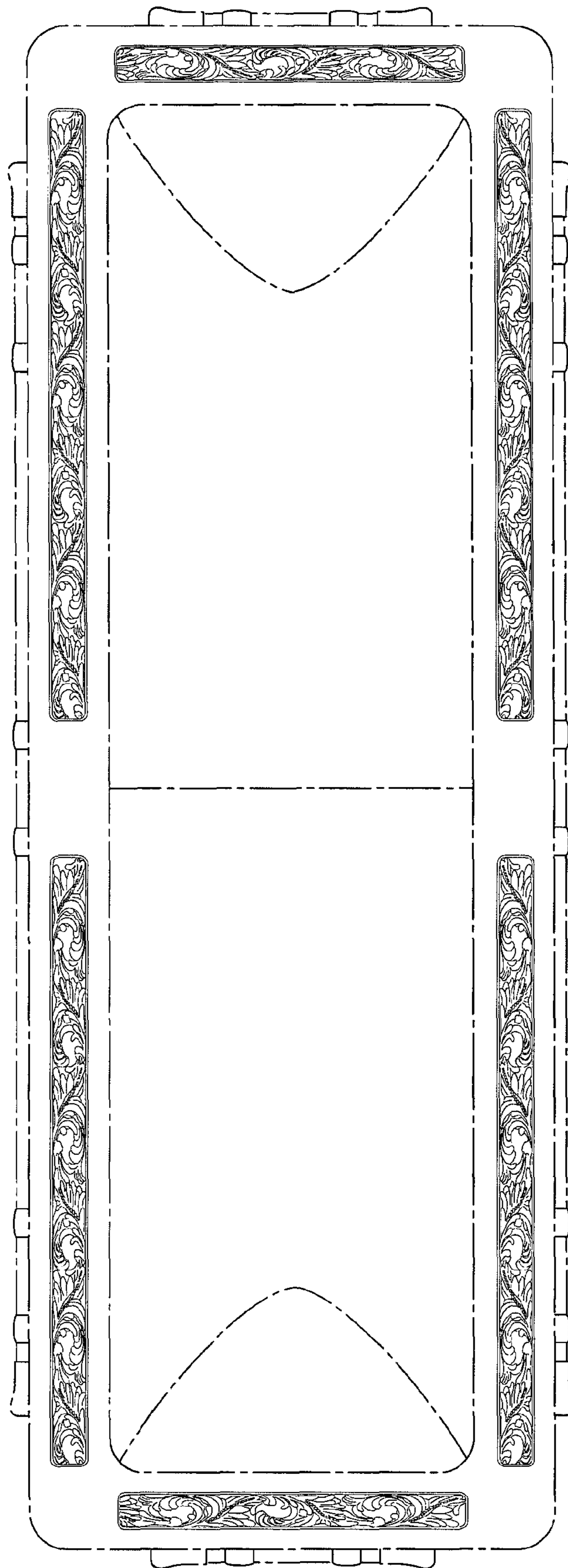


FIG. 9




FIG. 10