



US00D620199S

(12) **United States Design Patent**
Maguire et al.

(10) **Patent No.:** **US D620,199 S**
(45) **Date of Patent:** **** Jul. 20, 2010**

(54) **PERSONAL GROOMING DEVICE**

(75) Inventors: **Patrick Maguire**, Mt. Horeb, WI (US);
Frank Mercurio, Madison, WI (US);
James M. O'Neil, Madison, WI (US);
James R. Patullo, Middleton, WI (US);
David H. Roland, Middleton, WI (US);
Paul A. Schmitt, Madison, WI (US)

(73) Assignee: **Rovcal, Inc.**, Madison, WI (US)

(**) Term: **14 Years**

(21) Appl. No.: **29/341,648**

(22) Filed: **Aug. 10, 2009**

(51) **LOC (9) Cl.** **28-03**

(52) **U.S. Cl.** **D28/51**

(58) **Field of Classification Search** D28/44-54;
30/42-541, DIG. 1, DIG. 2

See application file for complete search history.

(56) **References Cited**

U.S. PATENT DOCUMENTS

5,189,792 A	3/1993	Otsuka et al.	
D352,569 S	* 11/1994	Oord	D28/50
5,386,631 A	2/1995	Van Asten et al.	
5,461,782 A	10/1995	Rauch	
D367,945 S	3/1996	Ullmann	
5,539,984 A	7/1996	Ikuta et al.	
D386,822 S	11/1997	Van Scoyoc et al.	
D388,542 S	12/1997	Ullmann	
D389,602 S	1/1998	Lebherz	
D389,956 S	1/1998	Schulz	
D391,676 S	3/1998	Sulik	
D405,230 S	2/1999	Akashi et al.	
D407,532 S	3/1999	Jacobs	
D407,852 S	4/1999	Van Asten	
D409,334 S	* 5/1999	Pallo et al.	D28/51
D421,667 S	3/2000	Ullmann	
D422,118 S	3/2000	Kitagawa et al.	
D425,252 S	5/2000	Ullmann	
D426,346 S	6/2000	Ullmann	

D429,376 S	8/2000	Nagano et al.	
D441,912 S	* 5/2001	Micinilio	D28/51
D447,601 S	9/2001	Andrew et al.	
D456,564 S	4/2002	Ullmann	
D463,883 S	10/2002	van Asten	
D471,671 S	3/2003	Nishizawa	
D477,113 S	7/2003	Muramatsu et al.	
D479,359 S	9/2003	Maesawa et al.	
D479,360 S	9/2003	Nishizawa et al.	
D479,361 S	9/2003	Micinilio	
D481,491 S	10/2003	Nishizawa et al.	
D482,822 S	11/2003	Buck, Jr. et al.	
D489,486 S	5/2004	Ullmann	

(Continued)

FOREIGN PATENT DOCUMENTS

CN 3075830 * 3/1998

(Continued)

Primary Examiner—Catherine Tuttle

(74) *Attorney, Agent, or Firm*—Banner & Witcoff, Ltd

(57) **CLAIM**

The ornamental design for a personal grooming device, as shown and described.

DESCRIPTION

FIG. 1 is a perspective view of a personal grooming device showing our new design,

FIG. 2 is a front view thereof,

FIG. 3 is a rear view thereof,

FIG. 4 is a left view thereof,

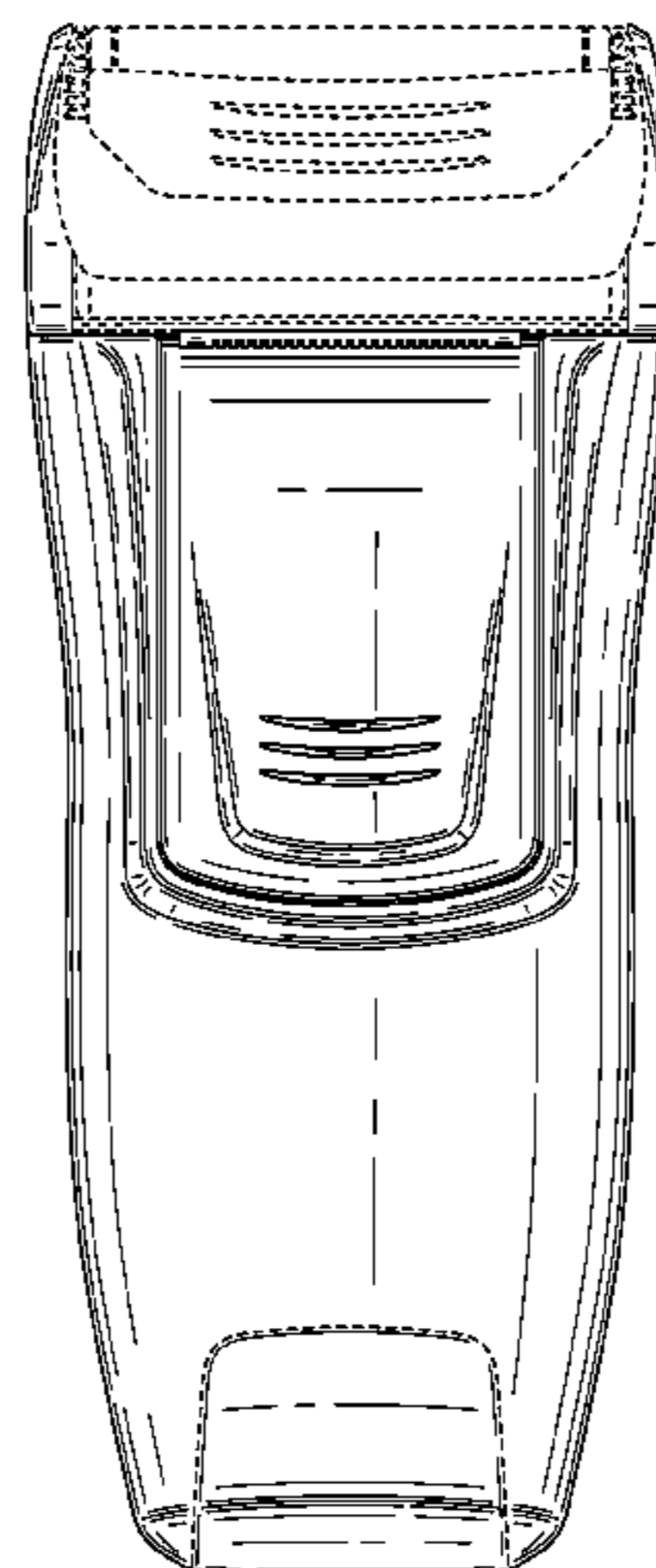
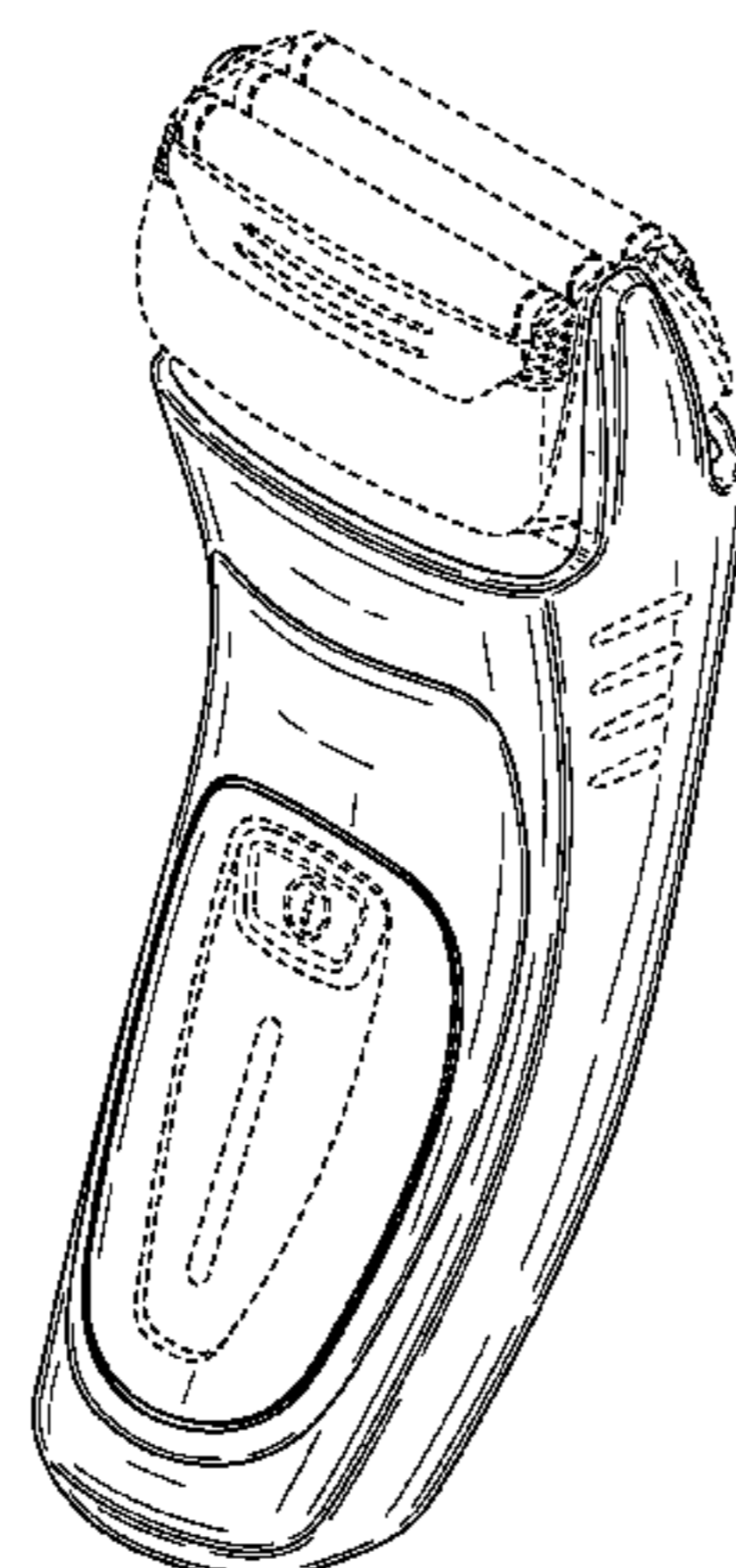
FIG. 5 is a right view thereof

FIG. 6 is top view thereof; and,

FIG. 7 is a bottom view thereof.

The broken line showing of the remainder of the personal grooming device is for environmental purposes only and forms no part of the claimed design.

1 Claim, 6 Drawing Sheets



US D620,199 S

Page 2

U.S. PATENT DOCUMENTS

D495,832 S 9/2004 Maeda
D505,751 S 5/2005 Nagano
6,935,029 B2 8/2005 Morisugi et al.
D511,590 S 11/2005 Nishizawa
D512,183 S 11/2005 Nagano et al.
D512,531 S 12/2005 Khubani et al.
D513,541 S 1/2006 Nishizawa
D514,254 S 1/2006 Nishizawa
D514,745 S 2/2006 Nishizawa
D516,748 S 3/2006 Kling
D517,730 S 3/2006 Bauwens
D518,235 S 3/2006 Ullmann et al.
D520,682 S 5/2006 Butcher
D521,188 S 5/2006 Ullmann et al.
D522,176 S 5/2006 Ullmann et al.
D523,585 S * 6/2006 Winkler D28/51
D529,232 S 9/2006 Oh
D536,134 S 1/2007 Lee
D537,205 S 2/2007 Seki et al.
D549,874 S 8/2007 Nishizawa
D549,875 S 8/2007 Akahori et al.
D551,801 S 9/2007 Ullmann
7,302,759 B2 12/2007 Oh
7,350,300 B2 4/2008 Yamaguchi et al.
D571,956 S 6/2008 Nishizawa
D571,957 S 6/2008 Nishizawa

D572,408 S 7/2008 Nishizawa
7,437,821 B2 10/2008 Oh
D590,542 S 4/2009 Ullmann
D590,543 S 4/2009 Ullmann
D592,805 S 5/2009 Refior
2005/0274019 A1 12/2005 Inoue et al.
2006/0168816 A1 8/2006 Wetzell et al.
2006/0265880 A1 11/2006 Sagawa
2007/0022607 A1 2/2007 Takeuchi et al.
2008/0016694 A1 1/2008 Sato et al.
2008/0047145 A1 2/2008 Dietzel et al.
2008/0134514 A1 6/2008 Iwasaki et al.
2009/0158596 A1 6/2009 Ouchi et al.

FOREIGN PATENT DOCUMENTS

CN 3079074 * 6/1998
CN 3423897 * 6/2004
CN 300813843 * 8/2008
JP D1190076 * 11/2003
JP D1190077 * 11/2003
JP D1239901 * 5/2005
JP D1242160 * 6/2005
JP D1242622 * 6/2005
JP D1243668 * 6/2005
JP D1331179 * 5/2008
RU 00061818 * 2/2007

* cited by examiner

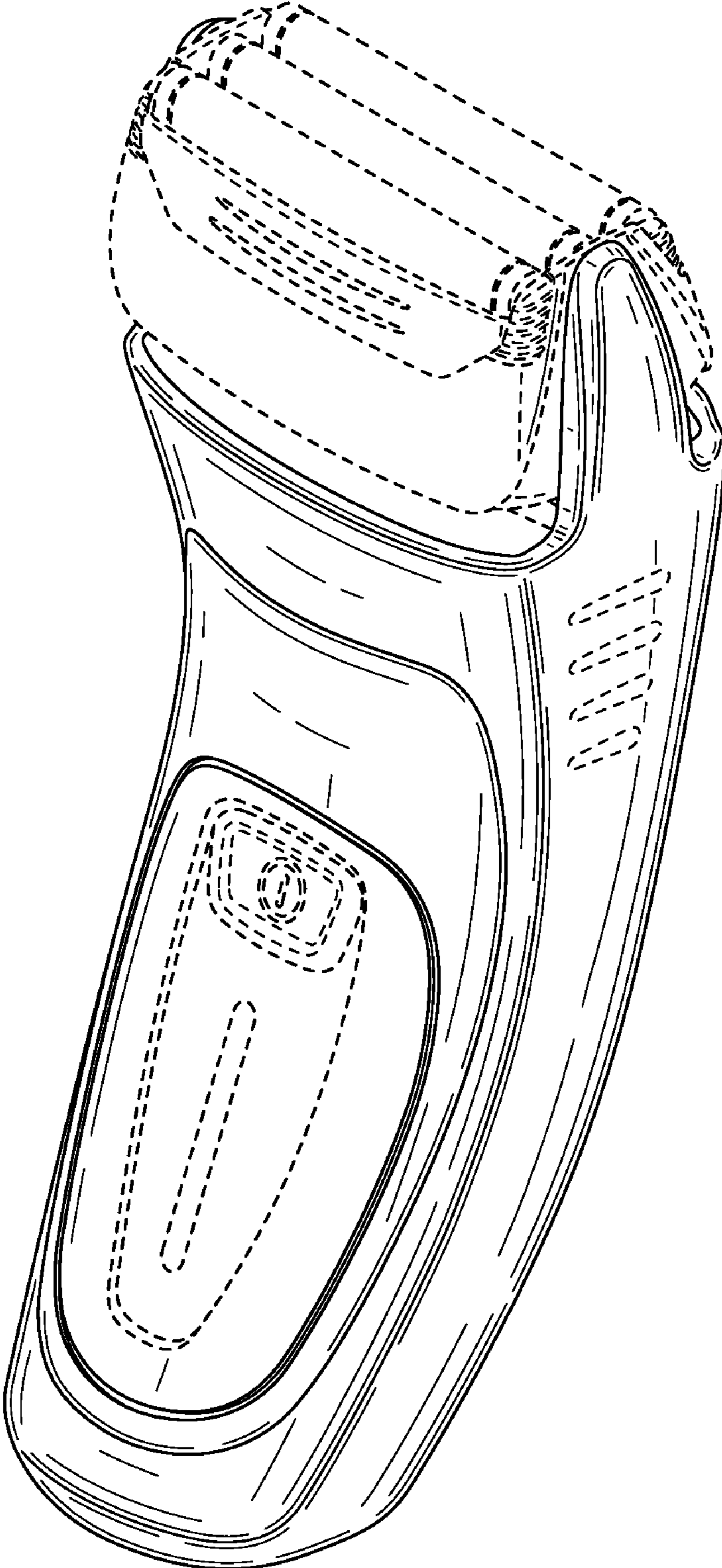


FIG. 1

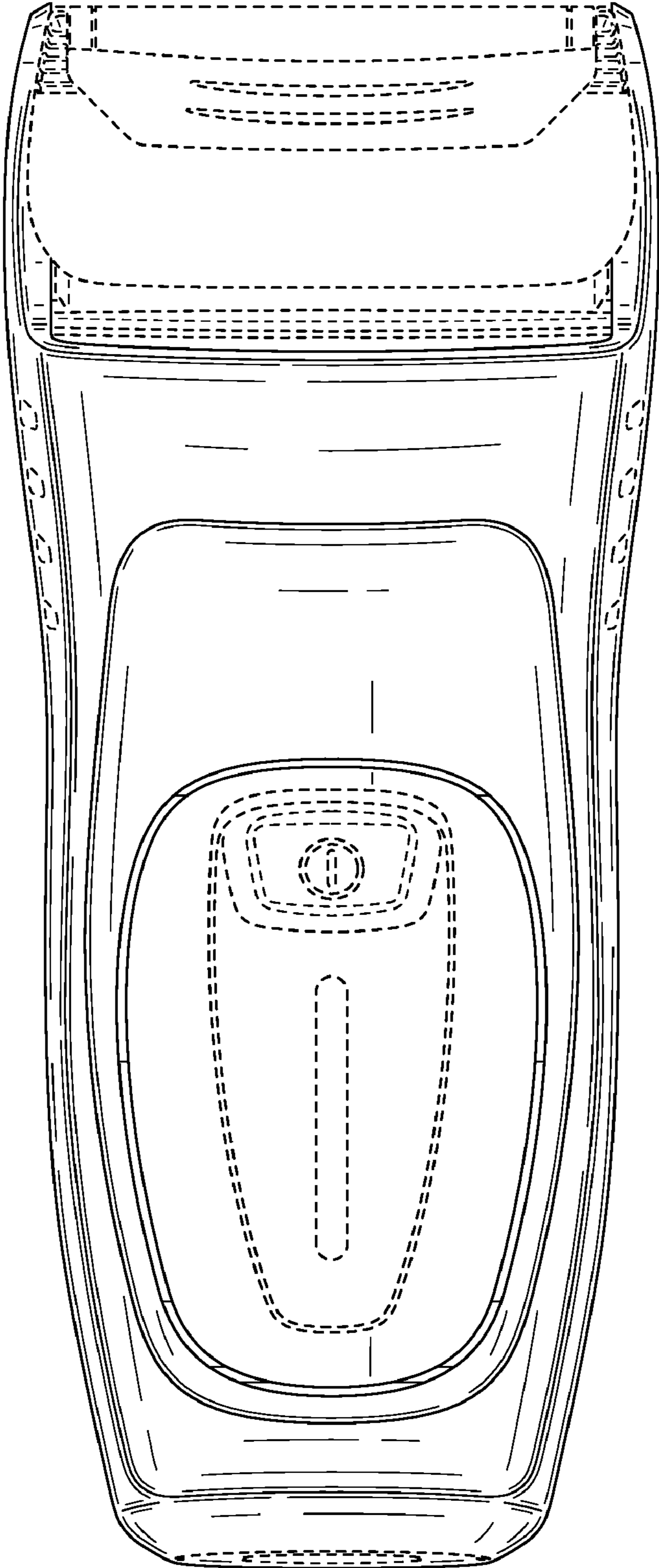


FIG. 2

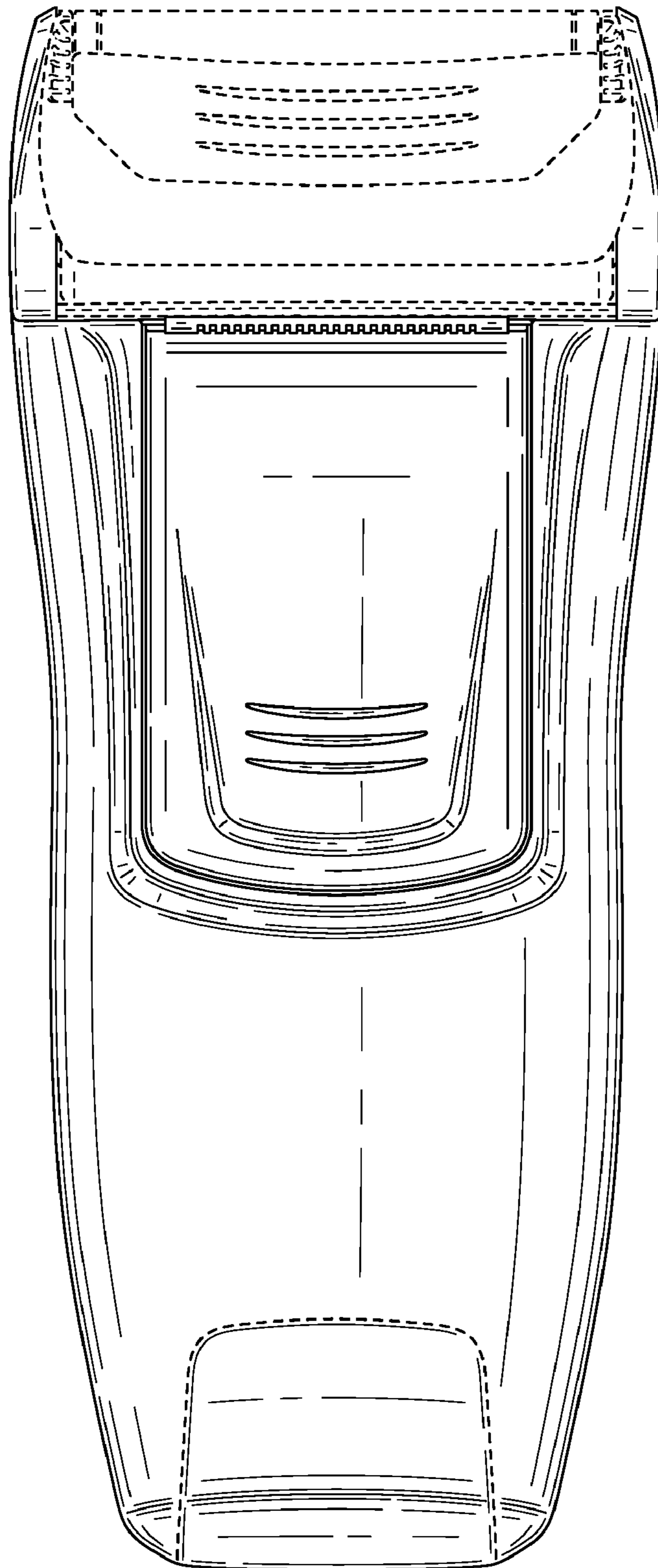


FIG. 3




FIG. 4

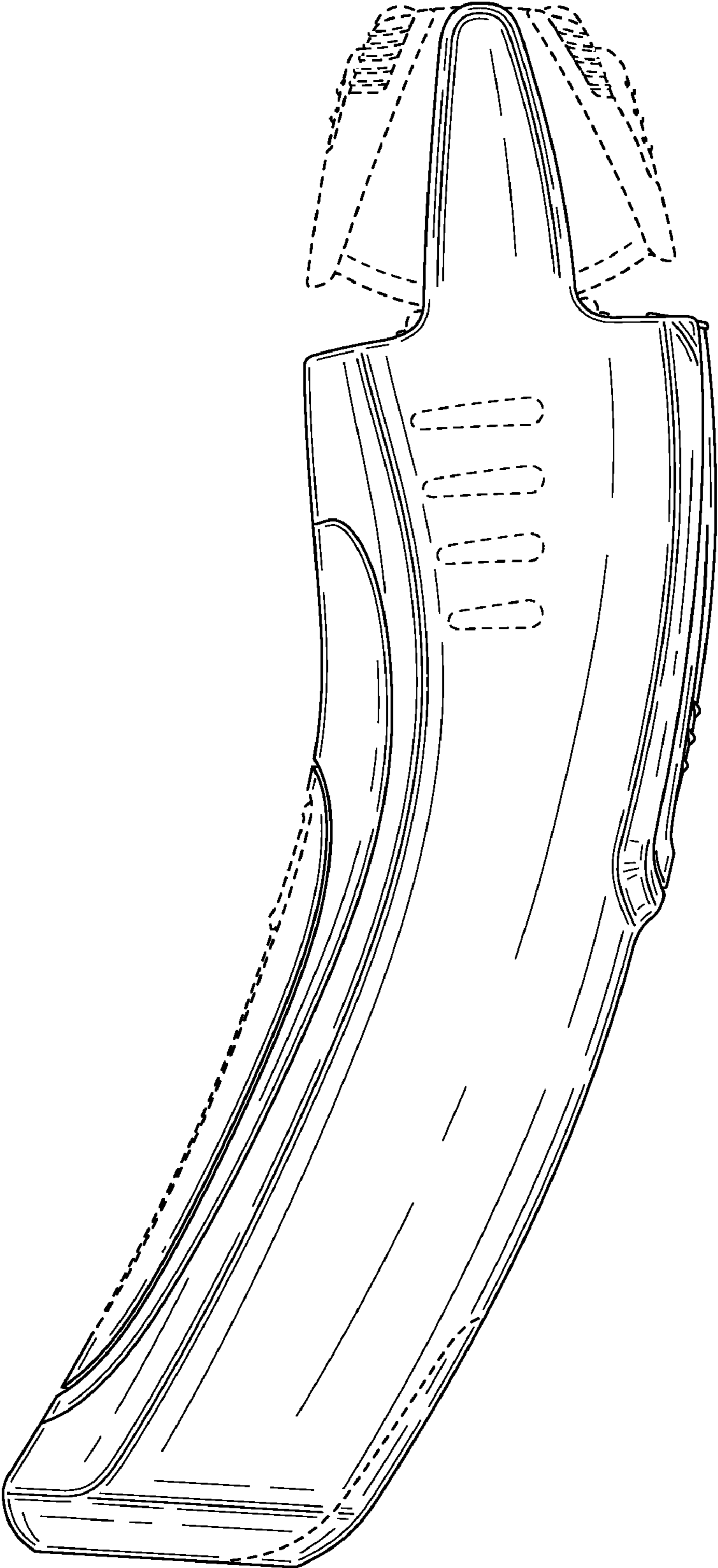


FIG. 5

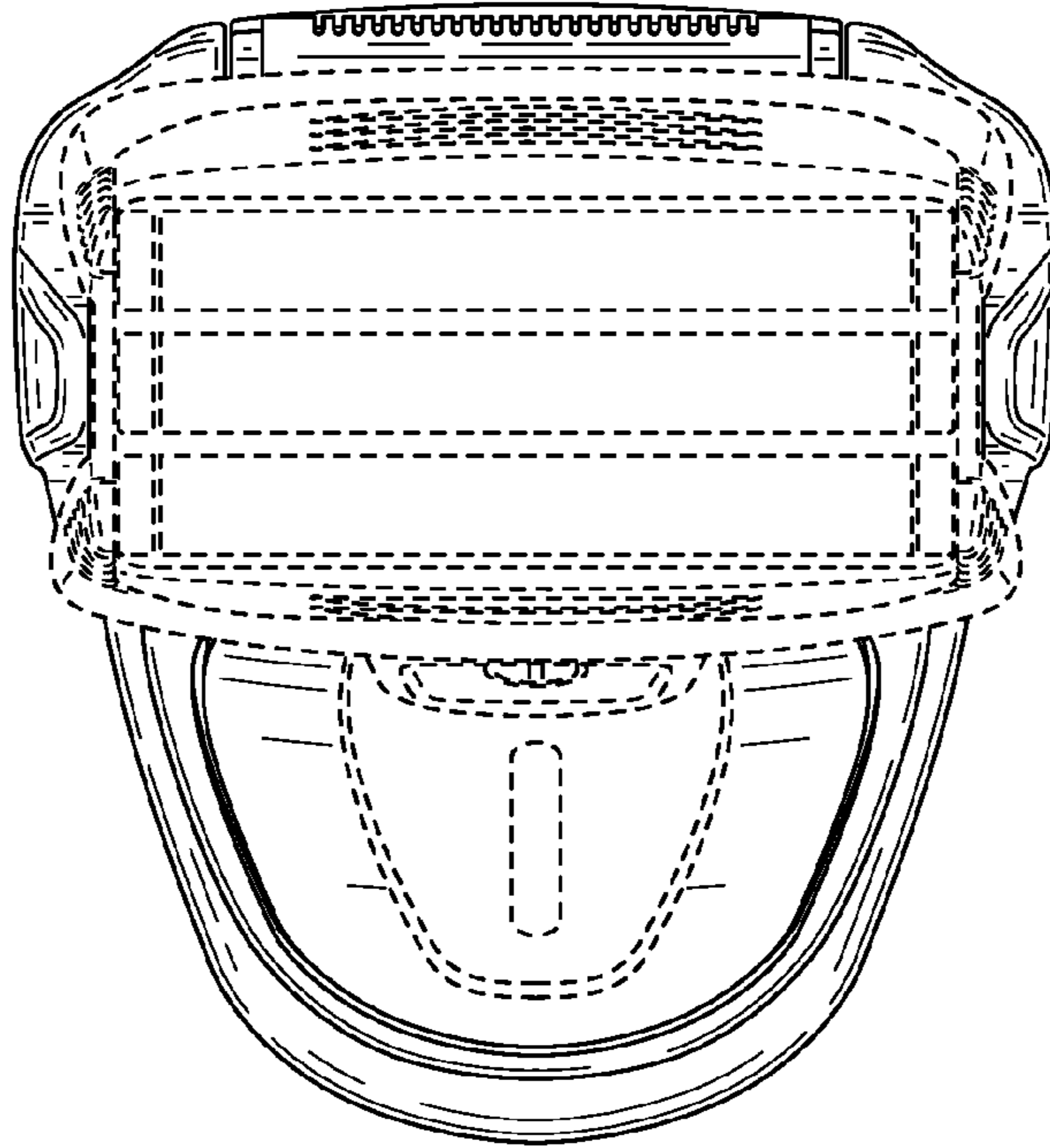


FIG. 6

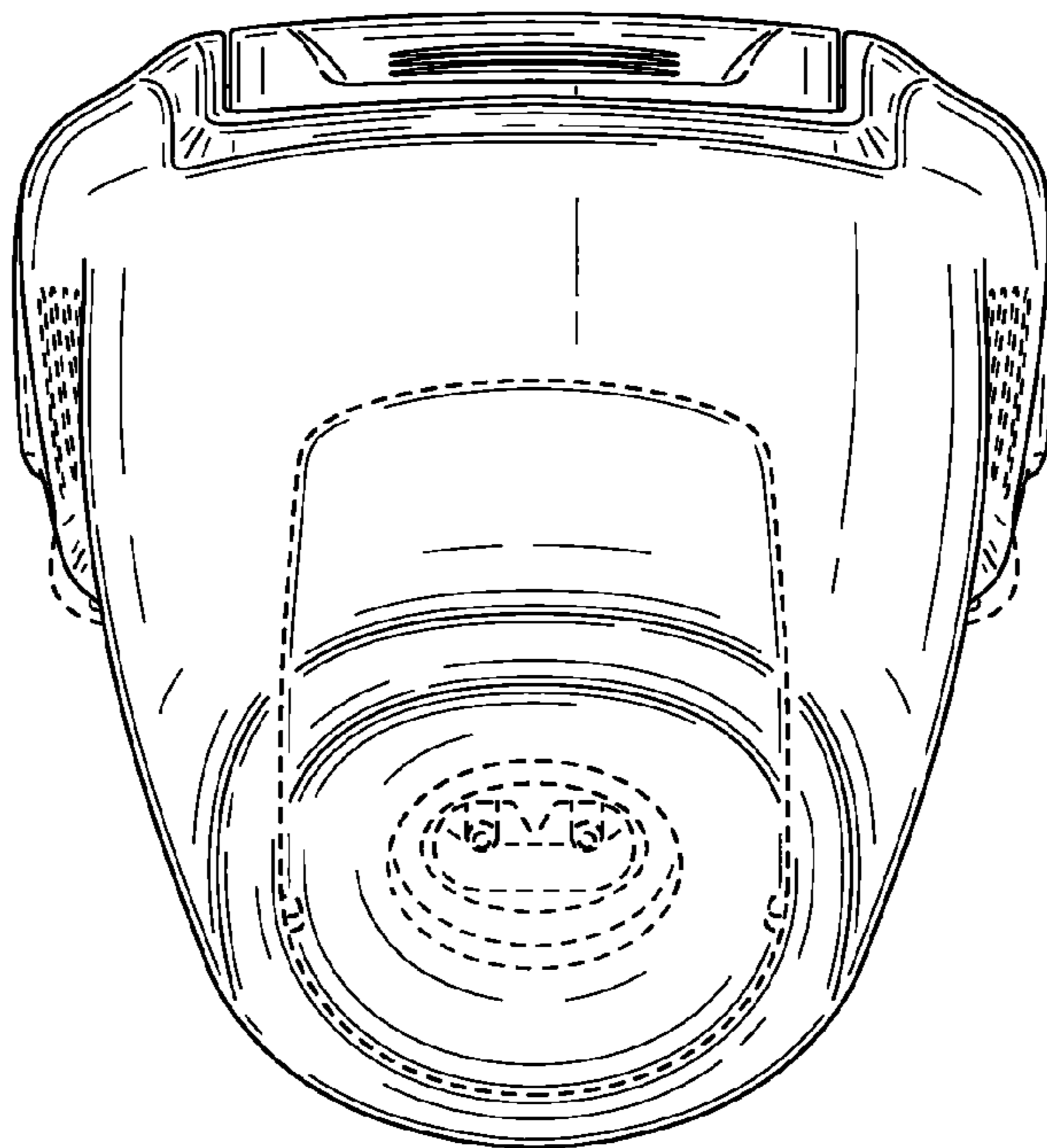


FIG. 7