



US00D620186S

(12) **United States Design Patent**
Henson

(10) **Patent No.:** **US D620,186 S**

(45) **Date of Patent:** **** Jul. 20, 2010**

(54) **LAMP**

D360,272 S * 7/1995 Chur D26/94
D368,975 S 4/1996 Schwartz
D387,465 S * 12/1997 Copland et al. D26/94

(76) Inventor: **Kevin Henson**, 335 16th St., Dunbar,
WV (US) 25064

* cited by examiner

(**) Term: **14 Years**

Primary Examiner—Brian N Vinson
(74) *Attorney, Agent, or Firm*—A & G Intellectual Property
Group; William Aylor; Dusty Gwinn

(21) Appl. No.: **29/315,972**

(22) Filed: **Aug. 12, 2009**

(57) **CLAIM**

(51) **LOC (9) Cl.** **26-03**

The ornamental design for a lamp, as shown and described.

(52) **U.S. Cl.** **D26/94**

(58) **Field of Classification Search** D26/1,
D26/24, 67, 93-94, 104-110; 362/3, 153,
362/186, 217, 255, 257, 277, 317, 351, 353,
362/362, 363, 382, 431, 433, 458, 806; D6/552
See application file for complete search history.

DESCRIPTION

FIG. 1 is a top, front, and left side perspective view of a lamp
showing my new design;

FIG. 2 is a top, rear, and right side perspective view thereof;

FIG. 3 is a top, front, and left side perspective view thereof,
with the shade portion omitted, and the broken line disclosure
being understood to show portions of the article in which the
claimed design is embodied, but which forms no part of the
claimed design; and,

FIG. 4 is an additional top, front, and left side perspective
view thereof.

(56) **References Cited**

U.S. PATENT DOCUMENTS

D20,053 S	7/1890	Bayley	
D226,000 S	1/1973	Gattegno	
D226,600 S *	4/1973	Charles D26/94
D292,617 S	11/1987	Werth	
D348,116 S	6/1994	Yuan-Shyuan	
D356,387 S *	3/1995	Schwartz D26/94

1 Claim, 4 Drawing Sheets




Figure 1




Figure 2




Figure 3

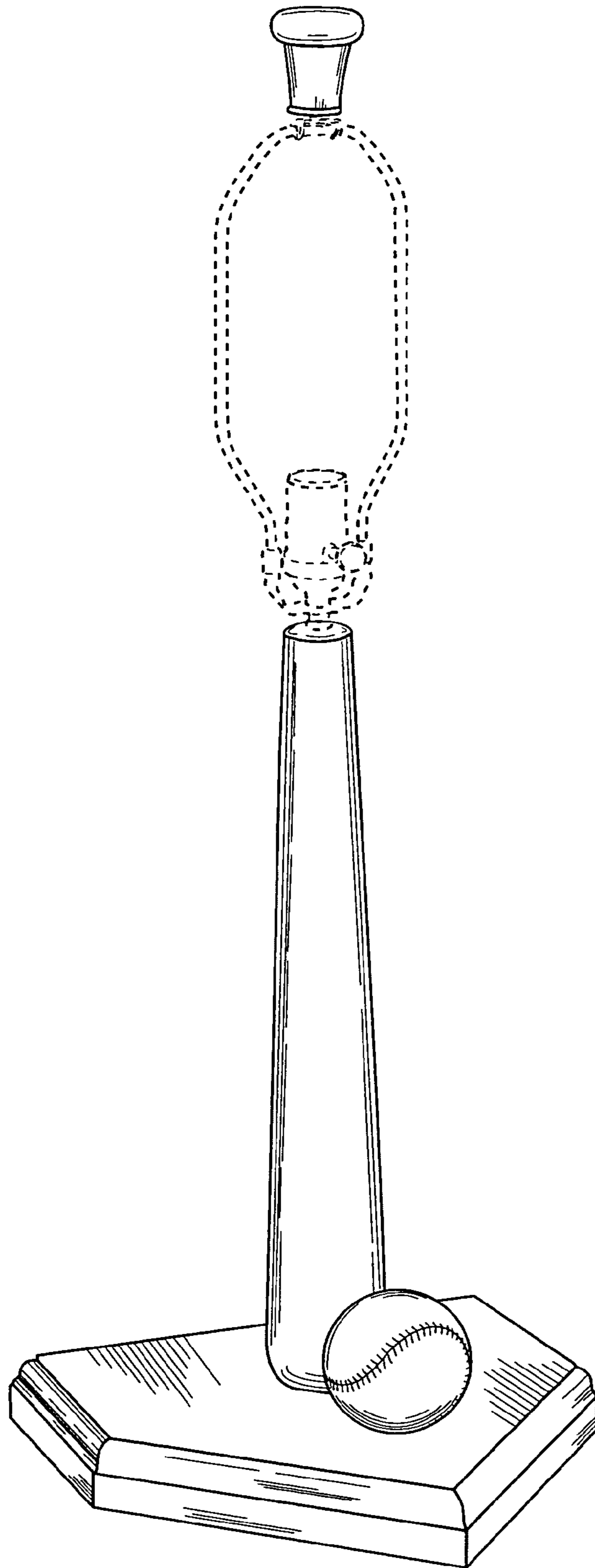


Figure 4

