



US00D620175S

(12) **United States Design Patent**
Sabernig

(10) **Patent No.:** **US D620,175 S**

(45) **Date of Patent:** **** Jul. 20, 2010**

(54) **LIGHT FIXTURE**

(75) Inventor: **Robert Sabernig**, Munster (AT)

(73) Assignee: **EGLO Leuchten GmbH**, Innsbruck (AT)

(**) Term: **14 Years**

(21) Appl. No.: **29/354,659**

(22) Filed: **Jan. 27, 2010**

(51) **LOC (9) Cl.** **26-03**

(52) **U.S. Cl.** **D26/83; D26/86**

(58) **Field of Classification Search** D26/84–86,
D26/88–91, 118, 128, 137; 362/147, 404–408,
362/431, 432

See application file for complete search history.

(56) **References Cited**

U.S. PATENT DOCUMENTS

D40,284 S *	10/1909	Sanford	D26/128
D51,983 S *	4/1918	Guth	D26/88
2,197,946 A *	4/1940	Simpson	362/640
D285,977 S *	9/1986	De Pas et al.	D26/90
D320,465 S *	10/1991	Sonneman	D26/86
D324,433 S *	3/1992	Camino et al.	D26/67
D416,643 S *	11/1999	Benghozi	D26/86
D426,342 S *	6/2000	Hoffbauer	D26/128
D456,550 S *	4/2002	Clodagh	D26/85
6,837,597 B1 *	1/2005	Lin et al.	362/352
D562,493 S *	2/2008	Chen	D26/88
D571,948 S *	6/2008	Chen	D26/118

OTHER PUBLICATIONS

“Waffle” Pendant #E20019-44 on p. 11; and “Waffle” pendant #E20016-44 on p. 12 of the ET2 Lighting 2007 Catalog. (2 pages).*

“Ovo” Single Pendant #PS1301-10 on p. 6; “Ovo” Three-Light Chandelier #PS1310-15 on p. 7; and “Forma Piccolo” Oval Pendant #PS9535-30 on p. 12 all from the Alico Industries Catalog © 2008 (4 pages).*

* cited by examiner

Primary Examiner—Clare E Heflin

(74) *Attorney, Agent, or Firm*—Baker & McKenzie LLP

(57) **CLAIM**

The ornamental design for a light fixture, as shown and described.

DESCRIPTION

FIG. 1 is a perspective view of a light fixture in accordance with my design;

FIG. 2 is a front elevation view of the light fixture in accordance with my design, the opposite view being a mirror image of that shown;

FIG. 3 is a bottom plan view of the light fixture in accordance with my design;

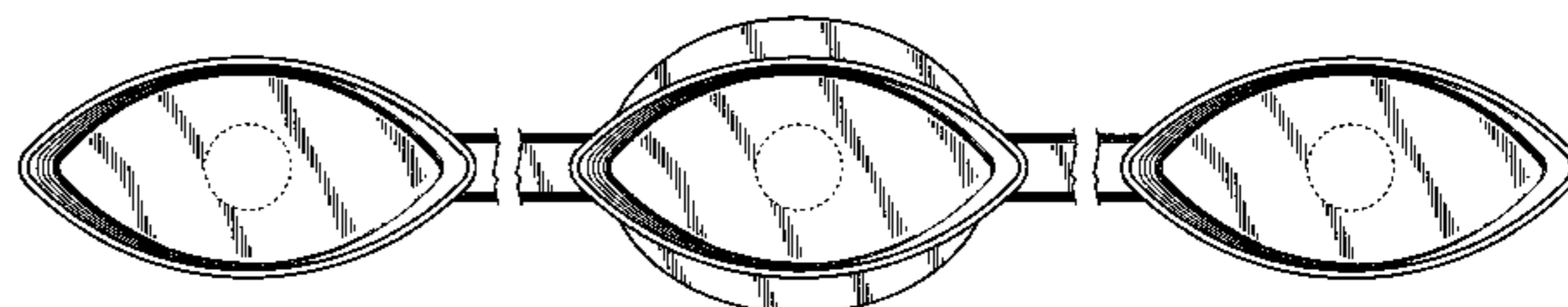
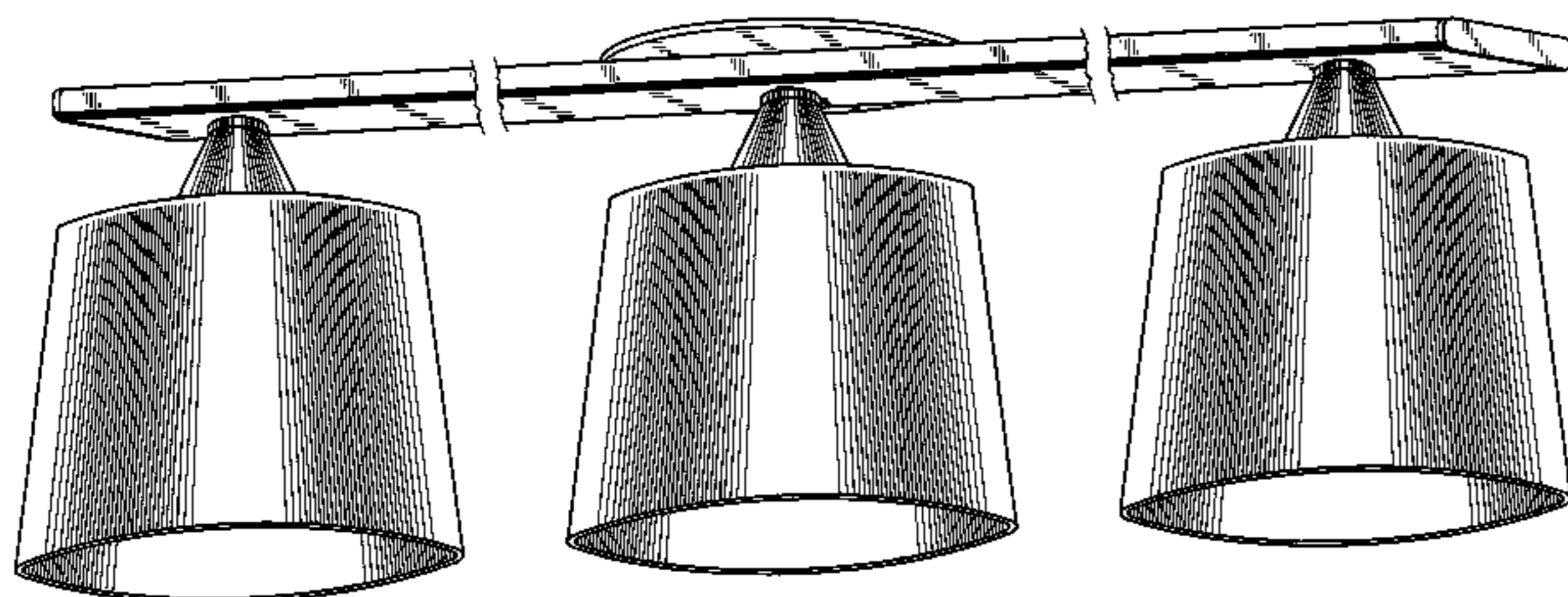
FIG. 4 is a top plan view of the light fixture in accordance with my design; and,

FIG. 5 is a side elevation view of the light fixture in accordance with my design, the opposite view being a mirror image of that shown.

The broken-line disclosure of elements is understood to represent portions of the article in which the design is embodied, but which form no part of the claimed design.

The portions of the light fixture shown broken away in FIGS. 1-4 are to depict indeterminate length.

1 Claim, 3 Drawing Sheets



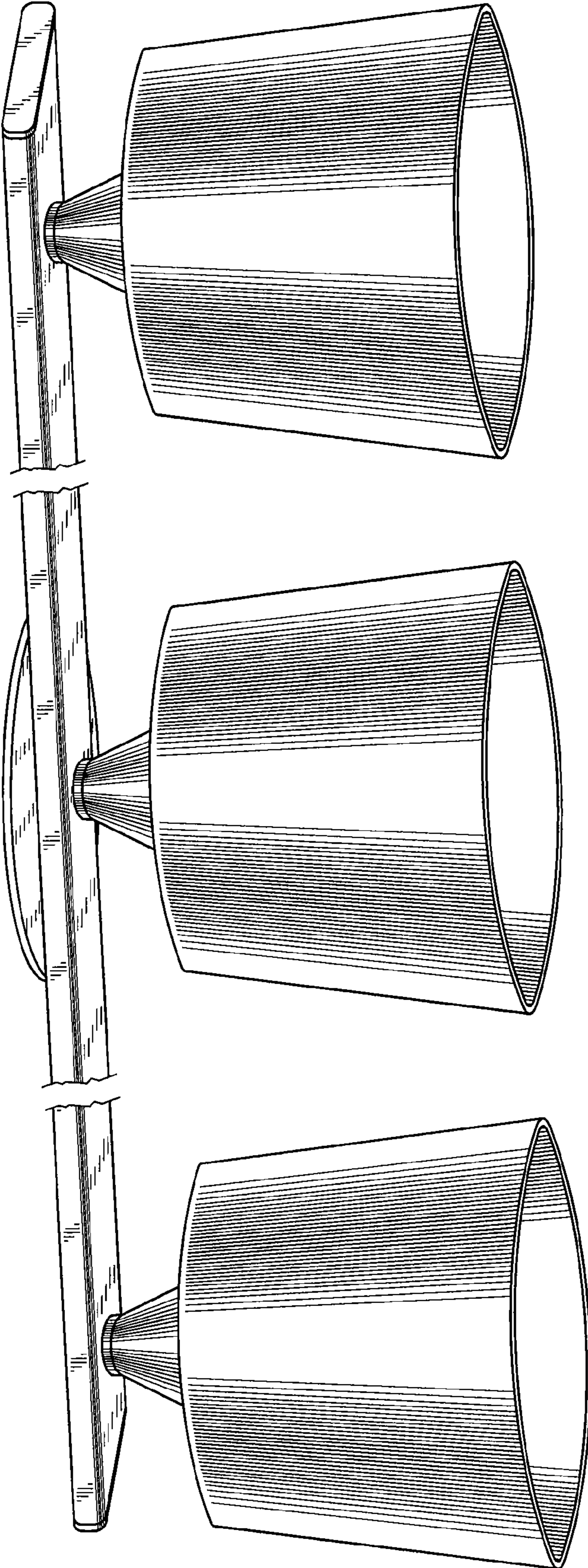


Fig. 1

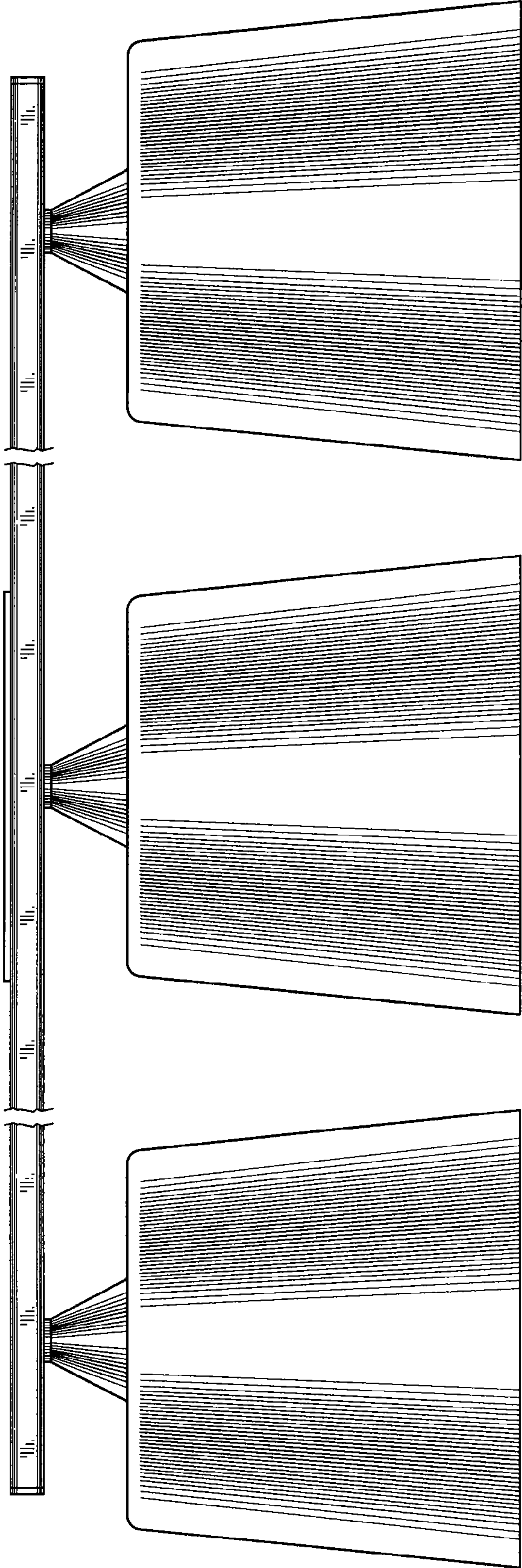


Fig.2

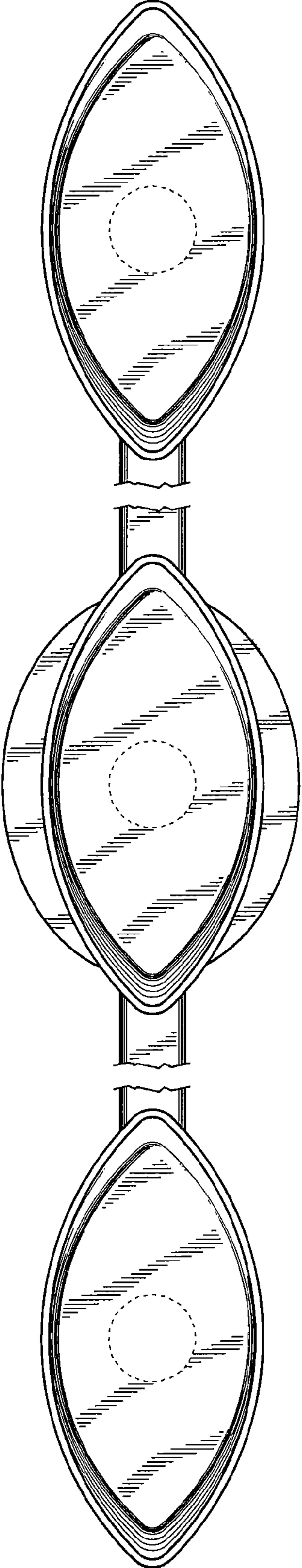


Fig.3

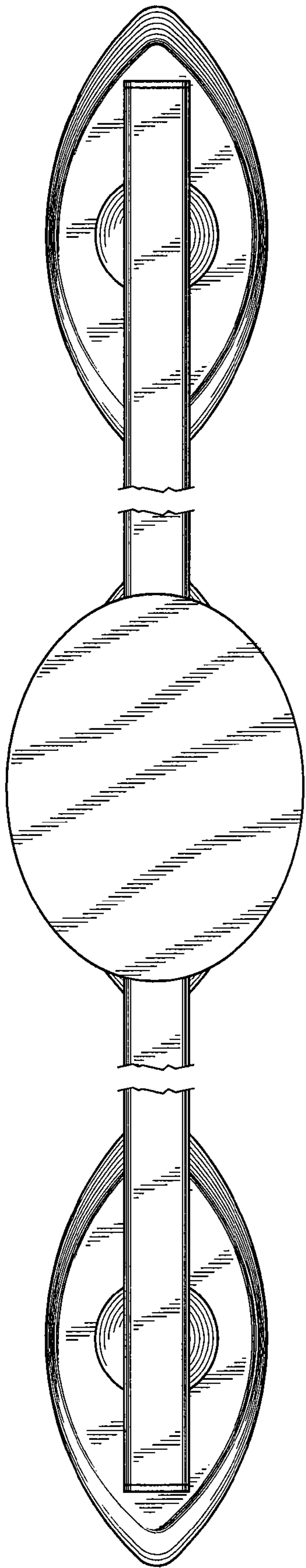


Fig.4

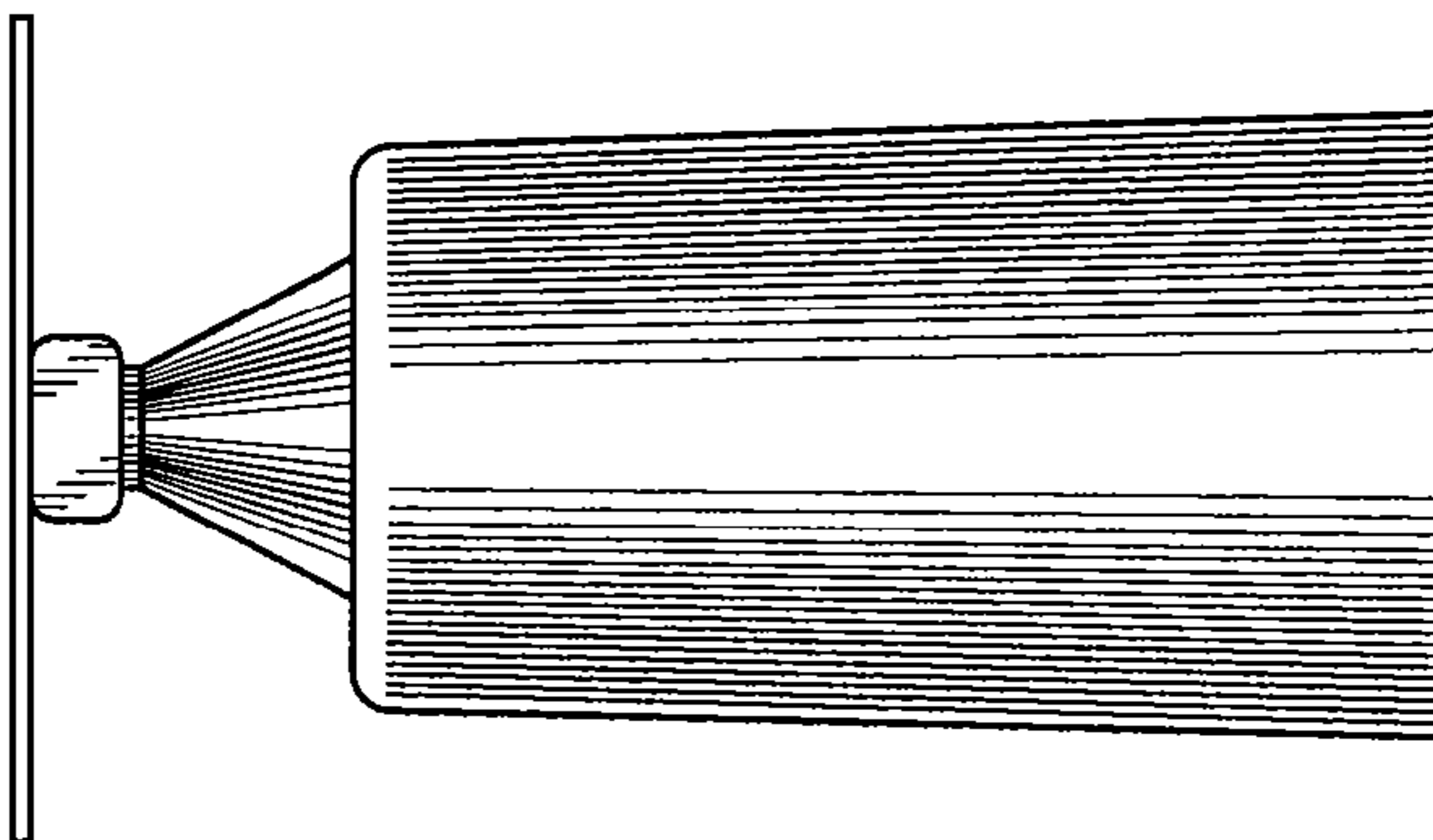


Fig.5