



US00D620174S

(12) **United States Design Patent**
Sabernig

(10) **Patent No.:** **US D620,174 S**
(45) **Date of Patent:** **** Jul. 20, 2010**

(54) **LIGHT FIXTURE**

(75) Inventor: **Robert Sabernig**, Munster (AT)

(73) Assignee: **EGLO Leuchten GmbH**, Innsbruck (AT)

(**) Term: **14 Years**

(21) Appl. No.: **29/352,820**

(22) Filed: **Dec. 28, 2009**

(51) **LOC (9) Cl.** **26-03**

(52) **U.S. Cl.** **D26/83; D26/86**

(58) **Field of Classification Search** D26/84–86,
D26/88–91, 118, 128, 137; 362/147, 404–408,
362/431, 432

See application file for complete search history.

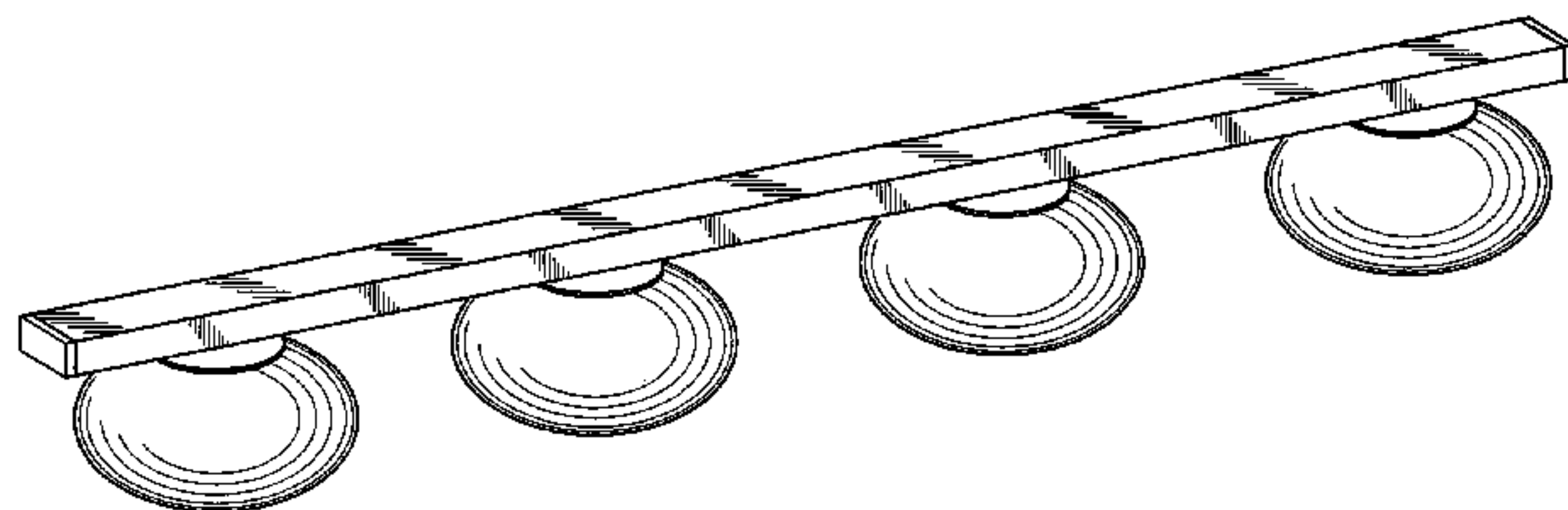
(56) **References Cited**

U.S. PATENT DOCUMENTS

D65,919 S	*	11/1924	Monroe	D26/89
D101,800 S	*	11/1936	Tompkins	D26/128
D102,438 S	*	12/1936	Montmartin	D26/88
D178,212 S	*	7/1956	Schreckengost	D26/89
D233,167 S	*	10/1974	Gore et al.	D26/71
D314,059 S	*	1/1991	O'Neil	D26/73
D320,465 S	*	10/1991	Sonneman	D26/86
D416,643 S	*	11/1999	Benghozi	D26/86
D468,474 S	*	1/2003	Poulton	D26/90
D566,321 S	*	4/2008	Pickett	D26/89
D575,439 S	*	8/2008	Morrison	D26/88
D576,339 S	*	9/2008	Porter	D26/86
D592,791 S	*	5/2009	Sabernig	D26/84

OTHER PUBLICATIONS

“Orvino” Bathbar #19410-012 on p. 128 of the Eurofase Illuminations online 2010 Catalog. site visited Mar. 25, 2010.*



Besa Lighting Contemporary Bronze Large Pendant #3910372 from modernlightinguniverse.com. site first visite on Jun. 16, 2009. (2 pages).*

“Ripple” Chandelier from jGoodDesign. Online brochure © 2009; and “Stone” Pendant from jGoodDesign. Online brochure © 2005. (2 pages).*

“Meta” Light fixture family. All shown on p. 316 of the Elk Lighting Catalog © 2009.*

* cited by examiner

Primary Examiner—Clare E Heflin

(74) *Attorney, Agent, or Firm*—Baker & McKenzie LLP

(57) **CLAIM**

The ornamental design for a light fixture, as shown and described.

DESCRIPTION

FIG. 1 is a perspective view of a light fixture in accordance with my design;

FIG. 2 is a side elevation view of the light fixture in accordance with my design, the opposite side being a mirror image thereof;

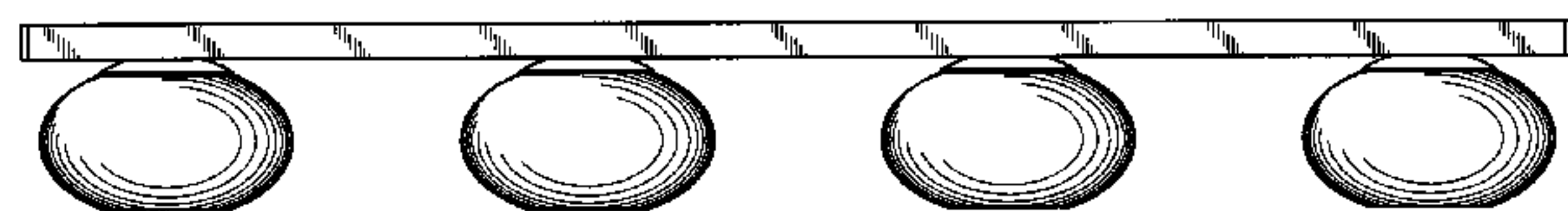
FIG. 3 is a top plan view of the light fixture in accordance with my design;

FIG. 4 is a front elevation view of the light fixture in accordance with my design, the opposite side being a mirror image thereof; and,

FIG. 5 is a bottom plan view of the light fixture in accordance with my design.

The broken-line disclosure of elements is understood to represent portions of the article in which the design is embodied, but which form no part of the claimed design.

1 Claim, 2 Drawing Sheets



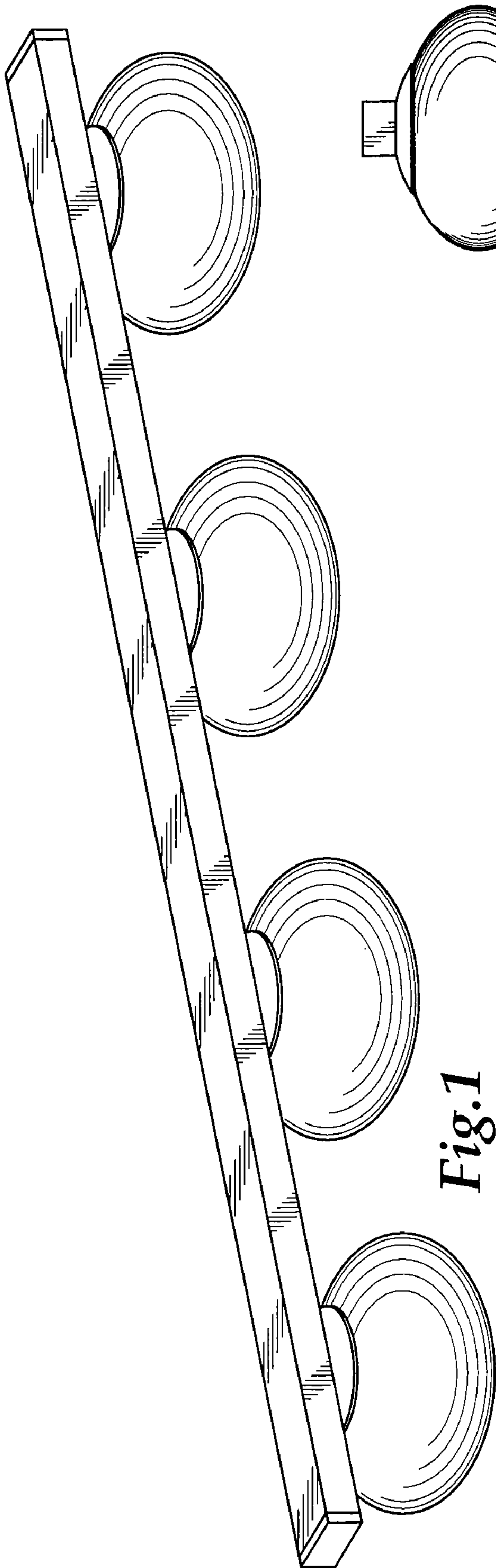


Fig. 1

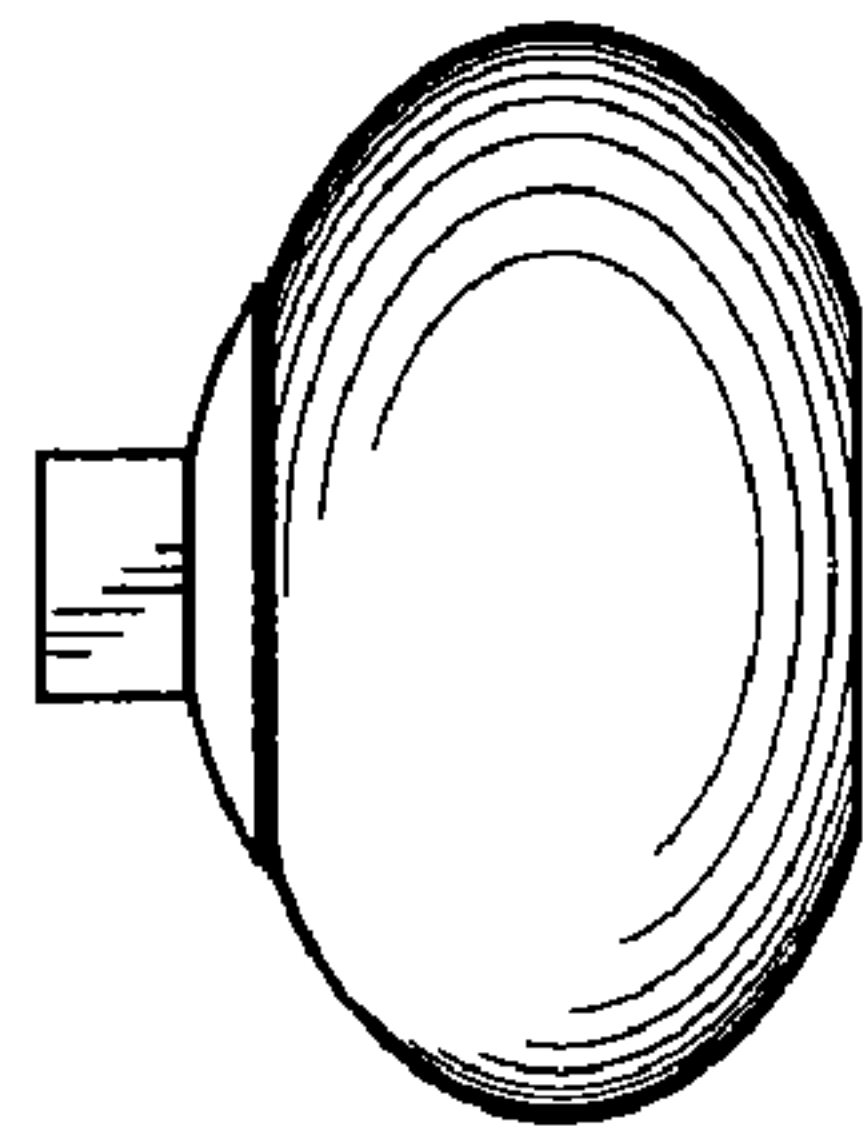


Fig. 2

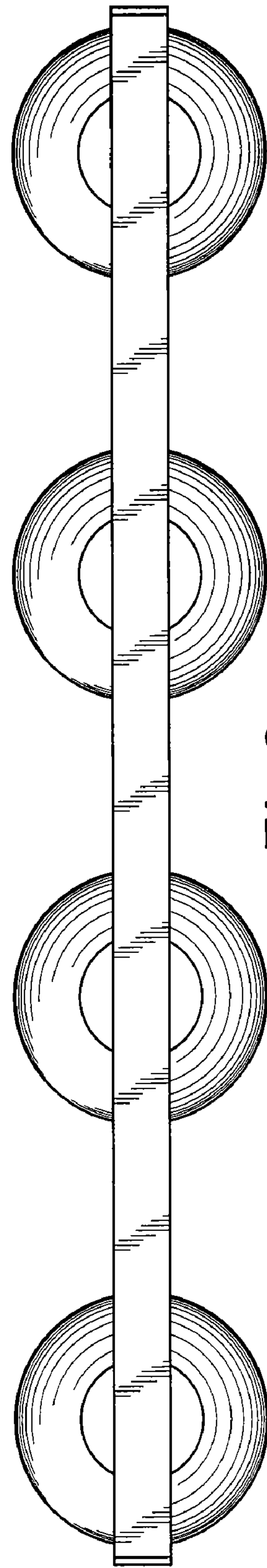


Fig. 3

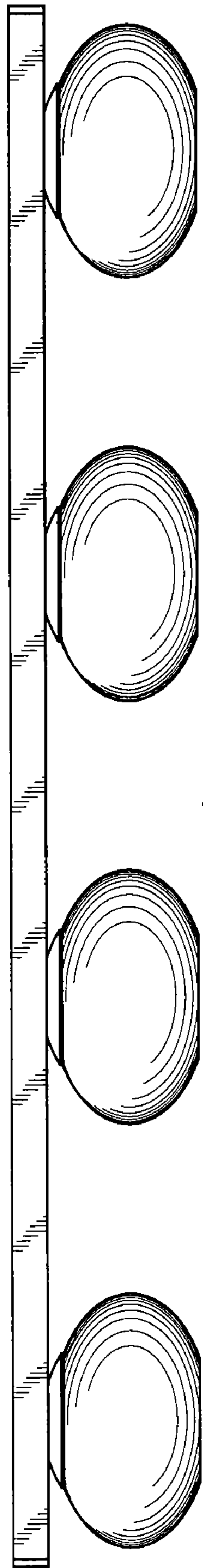


Fig. 4

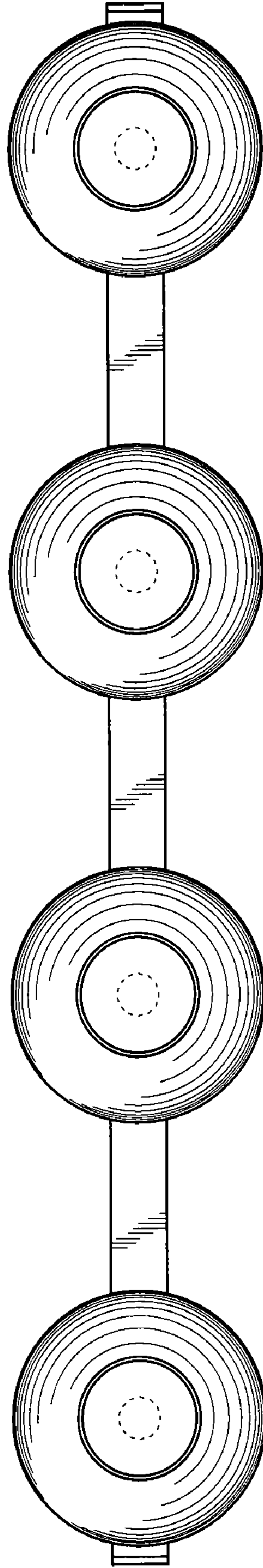


Fig. 5