



US00D620169S

(12) **United States Design Patent**
Schwartz et al.

(10) **Patent No.:** **US D620,169 S**
(45) **Date of Patent:** **** Jul. 20, 2010**

(54) **PATHWAY LIGHT**

(75) Inventors: **Elisabeth Schwartz**, Munich (DE);
Michael Waldron, Munich (DE); **Sonja Schiefer**, Munich (DE)

(73) Assignee: **Landscape Forms, Inc.**, Kalamazoo, MI (US)

(**) Term: **14 Years**

(21) Appl. No.: **29/335,536**

(22) Filed: **Apr. 17, 2009**

(51) **LOC (9) Cl.** **26-05**

(52) **U.S. Cl.** **D26/71; D26/68**

(58) **Field of Classification Search** D26/67-71,
D26/85, 92, 107; 362/145, 183, 249.02,
362/249.03, 249.04, 249.06, 249.16, 231,
362/431

See application file for complete search history.

(56) **References Cited**

U.S. PATENT DOCUMENTS

- D141,473 S * 6/1945 Pieper D26/69
- D177,916 S * 6/1956 Keck et al. D26/145
- D202,372 S * 9/1965 Deskey et al. D26/69
- D351,679 S * 10/1994 Chen D26/107
- D356,653 S * 3/1995 McVicker D26/69
- D522,686 S * 6/2006 Lee D26/142
- D555,279 S * 11/2007 Schneider D26/71
- D555,280 S * 11/2007 Quintana-Creus et al. D26/71
- D567,431 S * 4/2008 Garner et al. D26/107

- D571,496 S * 6/2008 Lenz D26/68
- D576,342 S * 9/2008 Sole D26/92
- D589,645 S * 3/2009 Citterio D26/107
- D600,847 S * 9/2009 Wung et al. D26/71
- D608,486 S * 1/2010 Chien D26/71
- D612,526 S * 3/2010 Lundin D26/71
- 2010/0097805 A1 * 4/2010 Zheng 362/249.02

* cited by examiner

Primary Examiner—Clare E Heflin

(74) *Attorney, Agent, or Firm*—Heslin Rothenberg Farley & Mesiti P.C.

(57) **CLAIM**

The ornamental design for the pathway light, as shown and described.

DESCRIPTION

This application is related to commonly assigned, concurrently filed U.S. applications Ser. No. 29/335,541.

FIG. 1 is an isometric view of the pathway light of the present design;

FIG. 2 is a front elevation view thereof;

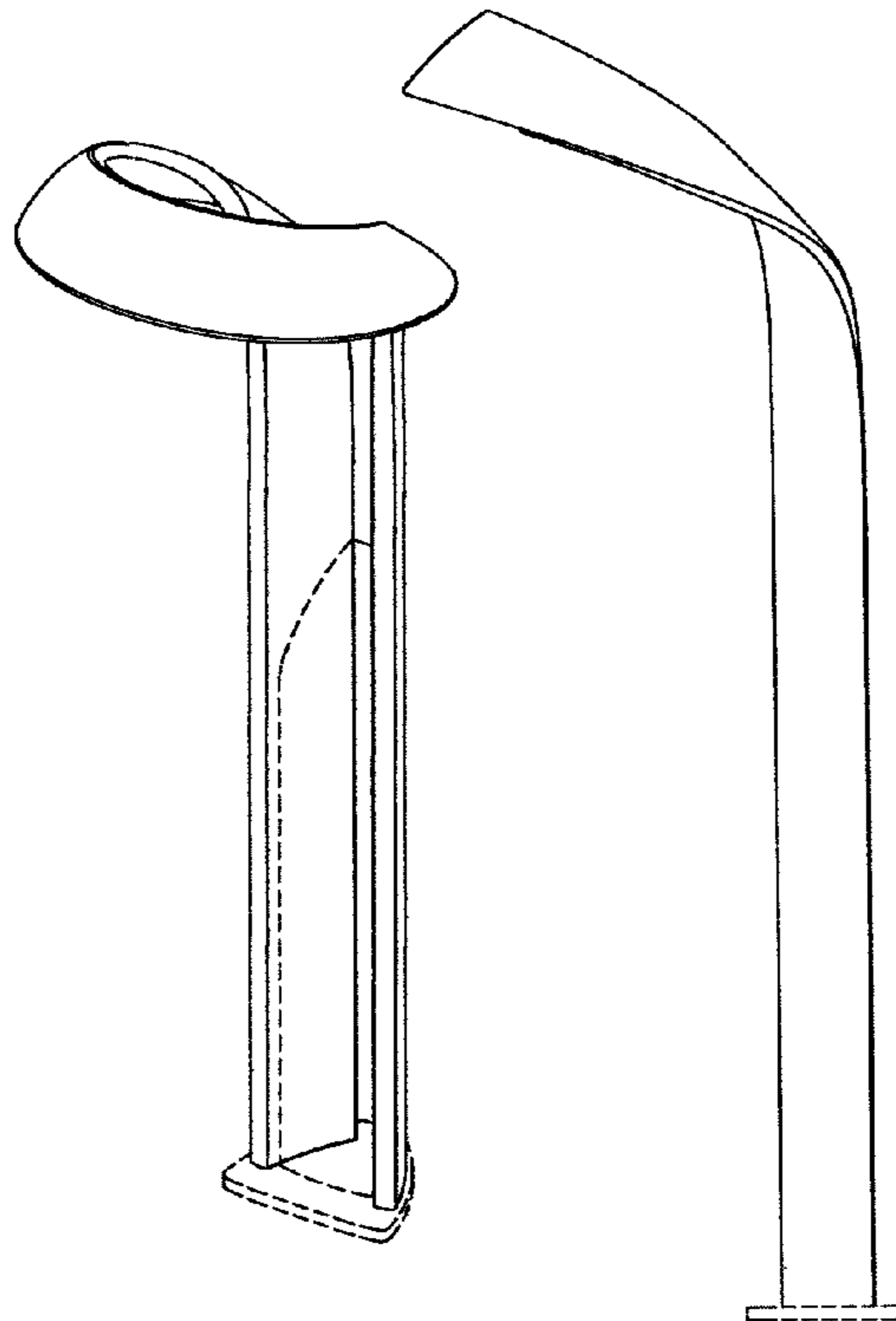
FIG. 3 is a right side elevation view thereof, the left side elevation view being a mirror image thereof;

FIG. 4 is a rear elevation view thereof; and,

FIG. 5 is a top plan view thereof.

The broken lines in the figures are for illustrative purposes only and form no part of the claimed invention.

1 Claim, 5 Drawing Sheets



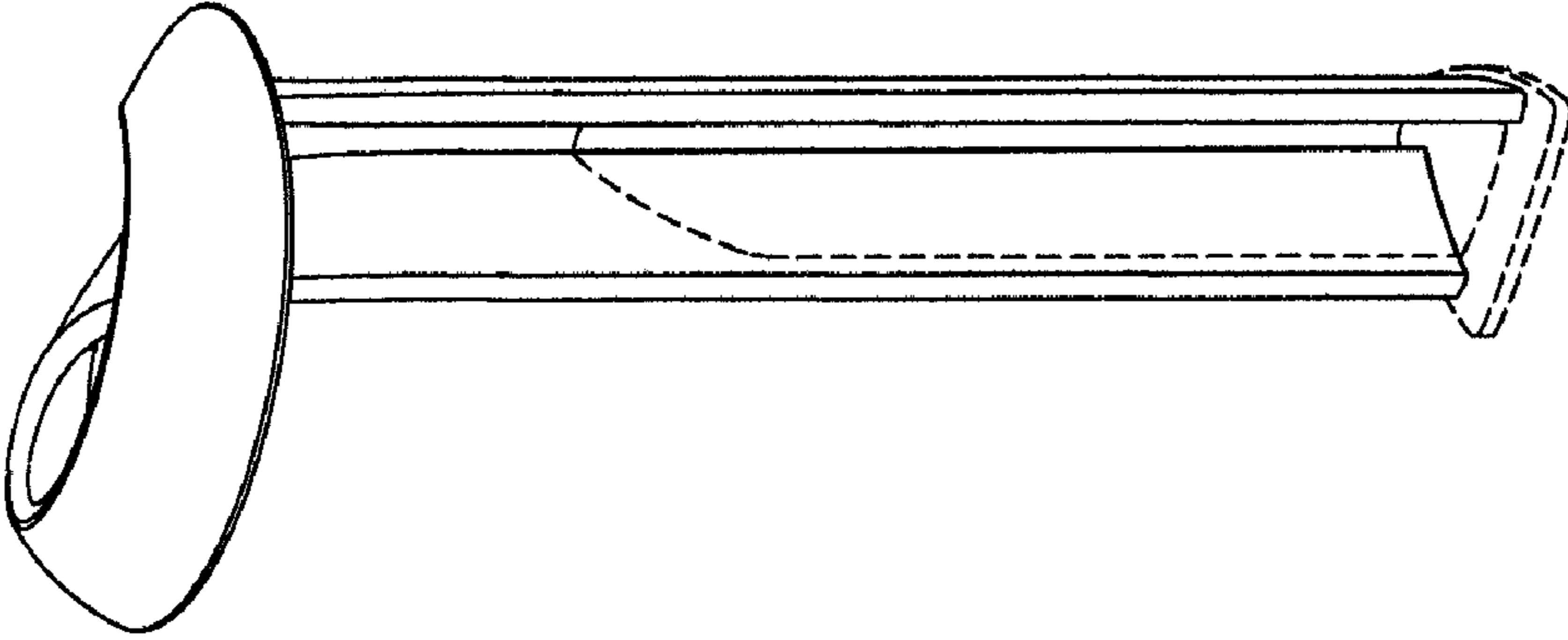


FIGURE 1

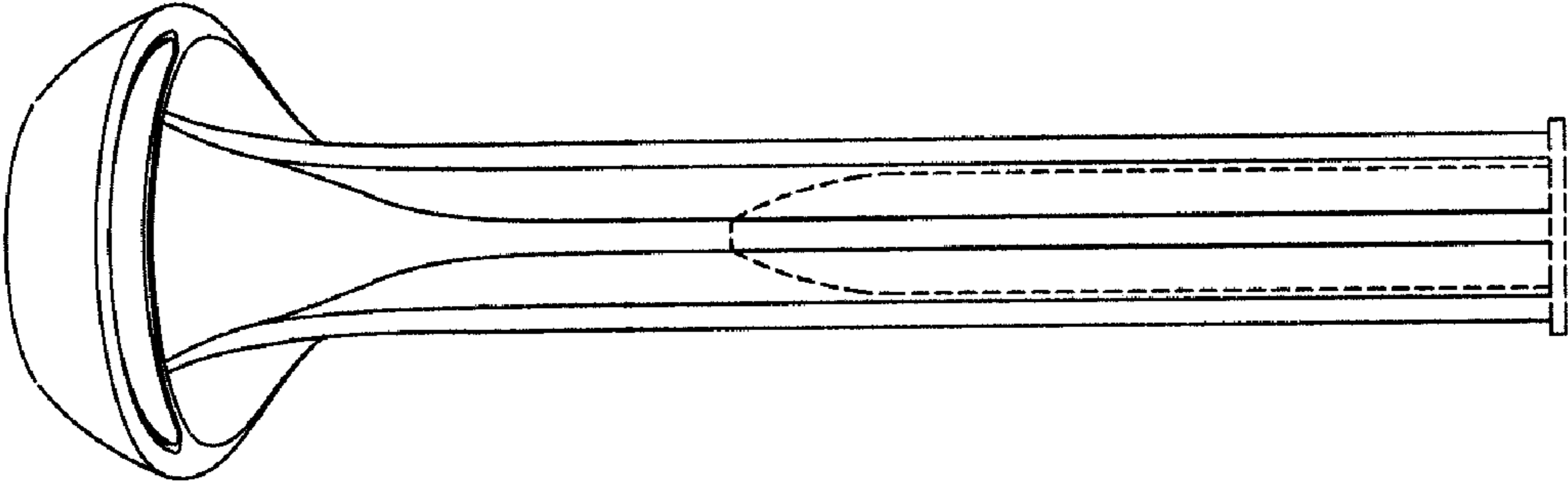


FIGURE 2

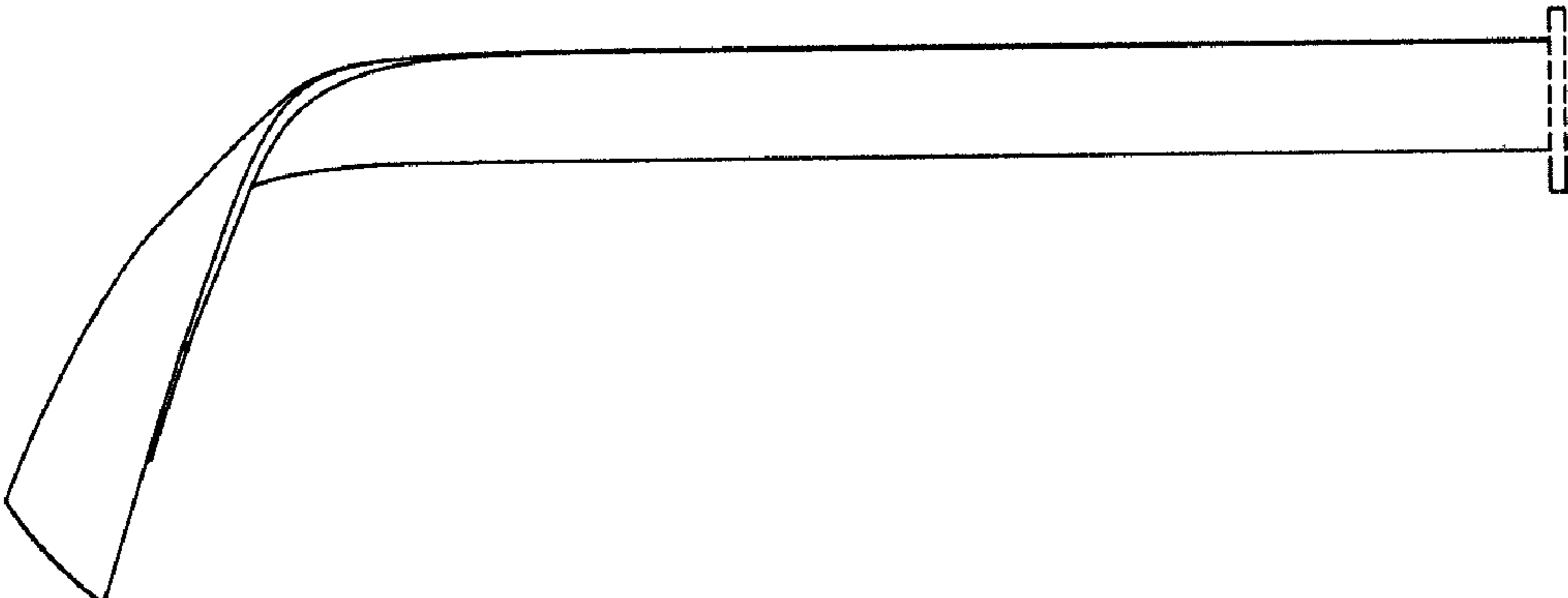


FIGURE 3

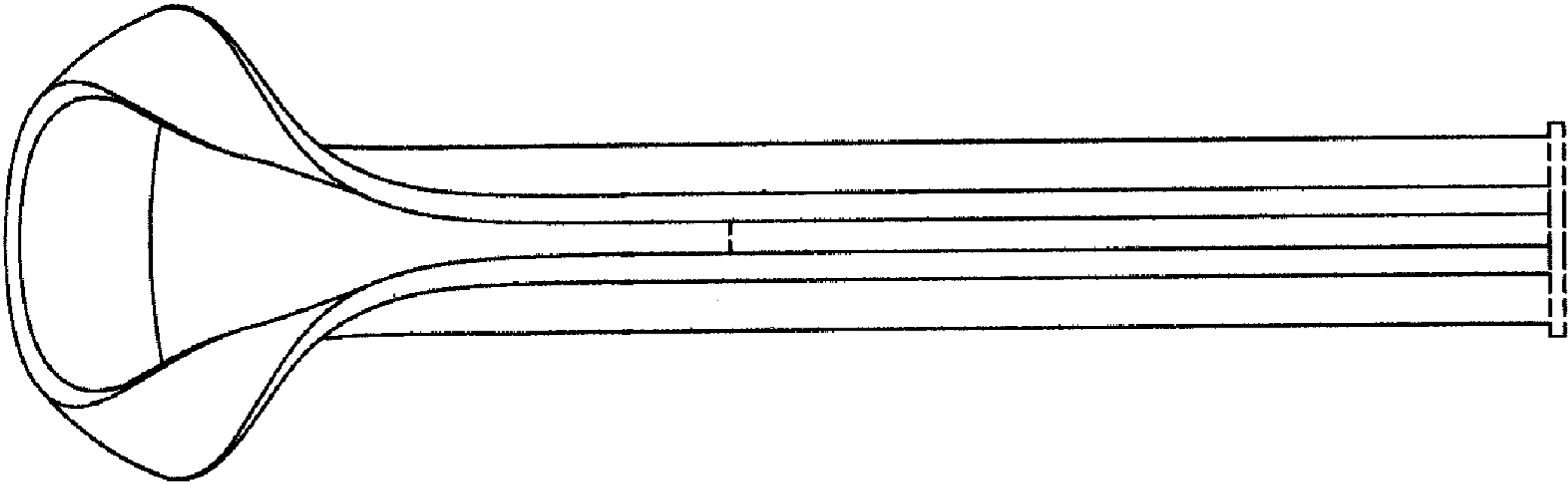


FIGURE 4

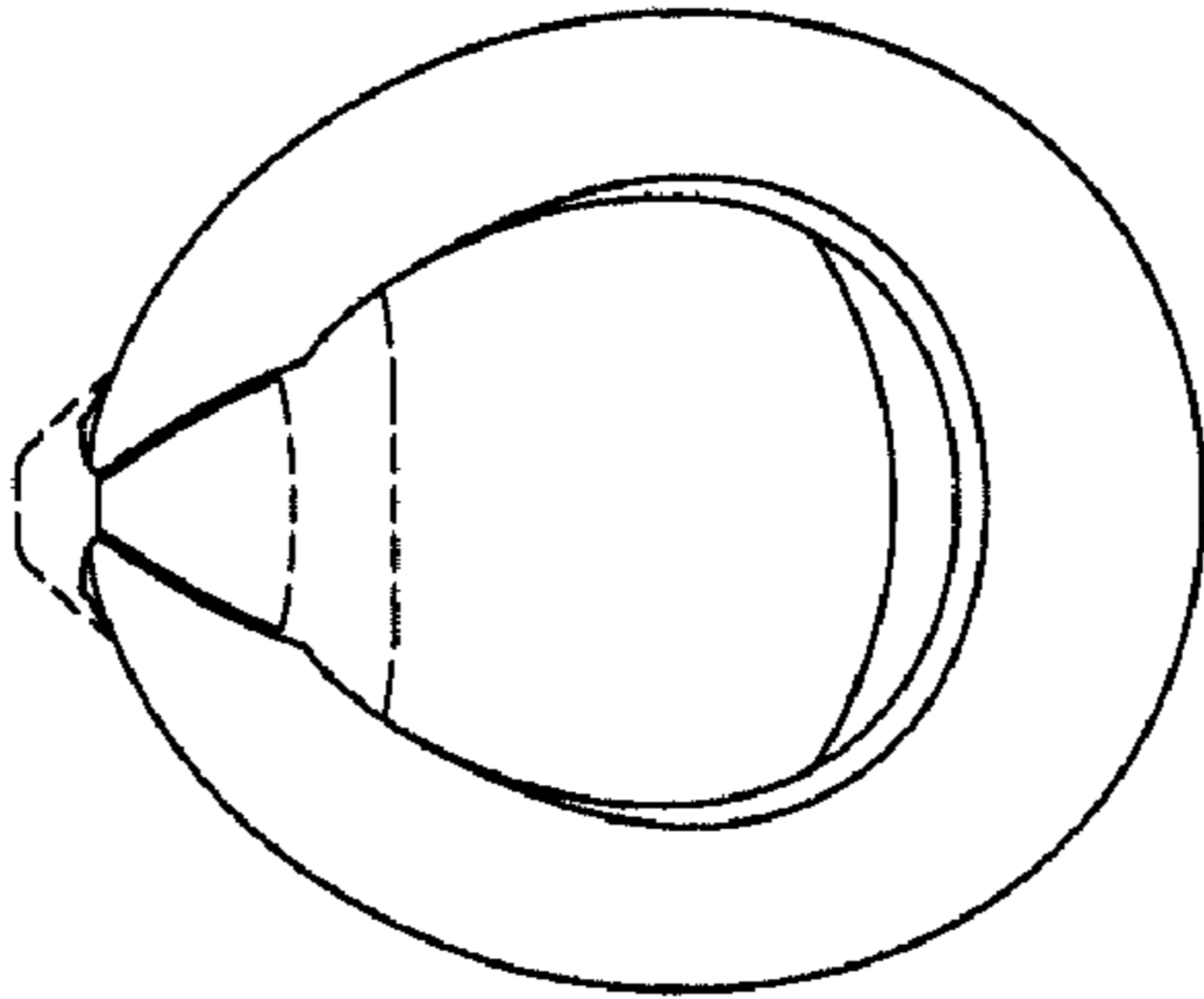


FIGURE 5