



US00D620134S

(12) **United States Design Patent**  
**Mugge et al.**

(10) **Patent No.:** **US D620,134 S**  
(45) **Date of Patent:** **\*\* Jul. 20, 2010**

(54) **MOLDED SURFACE OF A CONCRETE PRODUCT**

GB 2092493 5/2000

(Continued)

(75) Inventors: **Jimmie L. Mugge**, Inver Grove Heights, MN (US); **Jay J. Johnson**, Star Prairie, WI (US)

**OTHER PUBLICATIONS**

“Kobra Slab Molds: Optimum Slab Production on Big Board Machines, Design and benefits,” *Kobra*, 2 pages, published before Aug. 6, 2007.

(73) Assignee: **Anchor Wall Systems, Inc.**, Minnetonka, MN (US)

(Continued)

(\*\*) Term: **14 Years**

*Primary Examiner*—T. Chase Nelson

*Assistant Examiner*—Anhdao Doan

(21) Appl. No.: **29/315,040**

(74) *Attorney, Agent, or Firm*—Merchant & Gould P.C.

(22) Filed: **May 19, 2009**

(57) **CLAIM**

(51) **LOC (9) Cl.** ..... **25-01**

The ornamental design for molded surface of a concrete product, as shown and described.

(52) **U.S. Cl.** ..... **D25/113**

(58) **Field of Classification Search** ..... D25/102, D25/112–118, 119, 164; D21/484–491, D21/499–502; 405/16, 17, 33, 35, 284, 286; 52/503–505, 574, 575, 596–605, 609–612; 404/29–31

**DESCRIPTION**

See application file for complete search history.

FIG. 1 is a front view of an embodiment of a concrete product, according to our new design, the portions shown in broken lines forming no part of the design sought to be patented;

FIG. 2 is a right side view of the concrete product of FIG. 1, the portions shown in broken lines forming no part of the design sought to be patented;

(56) **References Cited**

**U.S. PATENT DOCUMENTS**

415,773 A	11/1889	Fiske
799,754 A	9/1905	Petrie
803,014 A	10/1905	McIlravy
813,901 A	2/1906	Leming et al.
819,055 A	5/1906	Fisher
824,235 A	6/1906	Damon
838,278 A	12/1906	Schwartz
1,086,975 A	2/1914	Aaronson
1,166,312 A	12/1915	Barten
1,564,490 A	12/1925	Parkhurst

FIG. 3 is a left side view of the concrete product of FIG. 1, the portions shown in broken lines forming no part of the design sought to be patented;

FIG. 4 is a top view of the concrete product of FIG. 1, the portions shown in broken lines forming no part of the design sought to be patented;

FIG. 5 is a bottom view of the concrete product of FIG. 1, the portions shown in broken lines forming no part of the design sought to be patented; and,

FIG. 6 is a perspective view of the concrete product of FIG. 1, the portions shown in broken lines forming no part of the design sought to be patented.

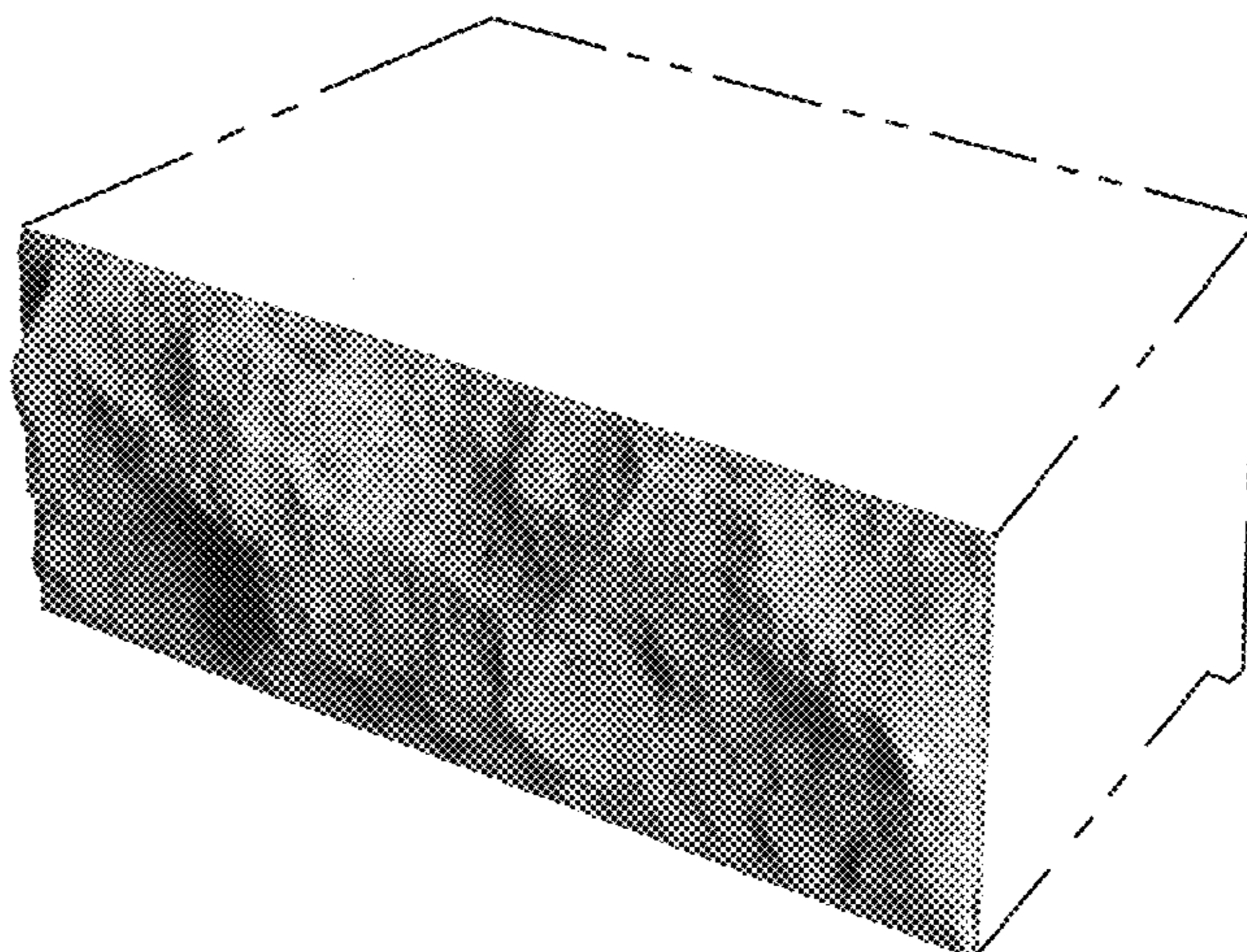
(Continued)

**FOREIGN PATENT DOCUMENTS**

DE	196 34 499 A1	3/1998
DE	100 02 390 A1	7/2001
GB	944066	12/1963
GB	2 232 114 A	12/1990

The broken lines in all views are included for the purpose of illustrating portions of the concrete product that form no part of the claimed design.

**1 Claim, 6 Drawing Sheets**



# US D620,134 S

Page 2

## U.S. PATENT DOCUMENTS

1,574,125	A	2/1926	Sharpe
1,596,165	A	8/1926	Evans
1,693,852	A	12/1928	McQuain
1,751,272	A	3/1930	Forman
1,776,999	A	9/1930	Jensen
1,982,730	A	12/1934	Erkman
2,038,205	A	4/1936	Case
2,313,363	A	3/1943	Schmitt
2,457,368	A	12/1948	Hanson
2,517,432	A	8/1950	Hornberger
2,570,384	A	10/1951	Russell
2,682,093	A	6/1954	Clanton
2,819,495	A	1/1958	Krausz
2,882,689	A	4/1959	Huch et al.
D190,779	S	6/1961	Stekl
3,013,321	A	12/1961	McElroy
3,204,316	A	9/1965	Jackson
3,277,551	A	10/1966	Sekiguchi
3,425,105	A	2/1969	Gulde
3,530,553	A	9/1970	Engle et al.
3,669,402	A	6/1972	Paulson
3,694,128	A	9/1972	Foxen
3,731,899	A	5/1973	Nuzzo
3,795,721	A	3/1974	Gilbert et al.
3,809,049	A	5/1974	Fletcher et al.
3,918,877	A	11/1975	Pickett
3,940,229	A	2/1976	Hutton
3,981,953	A	9/1976	Haines
4,050,864	A	9/1977	Komaki
4,063,866	A	12/1977	Lurbiecki
4,178,340	A	12/1979	Hyytinen
4,272,230	A	6/1981	Abate
4,784,821	A	11/1988	Leopold
4,802,836	A	2/1989	Whissell
4,869,660	A	9/1989	Ruckstuhl
4,902,211	A	2/1990	Svanholm
4,909,717	A	3/1990	Pardo
D317,048	S	5/1991	Forsberg
D317,209	S	5/1991	Forsberg
D319,885	S	9/1991	Blomquist et al.
D321,060	S	10/1991	Blomquist et al.
5,056,998	A	10/1991	Goossens
5,078,940	A	1/1992	Sayles
5,183,616	A	2/1993	Hedrick
D341,215	S	11/1993	Blomquist et al.
5,366,676	A	11/1994	Kobayashi
5,372,676	A	12/1994	Lowe
5,435,949	A	7/1995	Hwang
5,484,236	A	1/1996	Gravier
5,534,214	A	7/1996	Sakamoto et al.
5,598,679	A	2/1997	Orton et al.
D379,669	S	6/1997	Karanikas
5,651,912	A	7/1997	Mitsumoto et al.
5,735,094	A	4/1998	Zember

5,756,131	A	5/1998	Suh
5,816,749	A	10/1998	Bailey, II
5,827,015	A	10/1998	Woolford et al.
D429,004	S	8/2000	Strand et al.
D435,304	S	12/2000	Rainey
D437,422	S	2/2001	Bolles et al.
D438,640	S	3/2001	Bolles et al.
D445,512	S	7/2001	Sievert
D448,856	S *	10/2001	Boone ..... D25/113
6,321,740	B1	11/2001	Scherer et al.
D458,693	S	6/2002	Sievert
D464,145	S	10/2002	Scherer
D466,619	S	12/2002	Britton
D468,449	S	1/2003	Britton
D477,091	S	7/2003	Manthei
D479,002	S	8/2003	Nordstrand
D479,003	S	8/2003	Nordstrand
D481,767	S *	11/2003	May et al. .... D25/113
D482,133	S	11/2003	Scherer et al.
D500,864	S	1/2005	Klettenberg et al.
D506,837	S	6/2005	Scherer et al.
D511,578	S	11/2005	Mugge et al.
D513,805	S	1/2006	Scherer et al.
D518,578	S	4/2006	Mugge et al.
D529,195	S	9/2006	Mugge
D529,628	S	10/2006	Mugge et al.
D530,831	S	10/2006	Mugge et al.
D532,910	S	11/2006	Mugge et al.
D538,946	S	3/2007	Mugge et al.
D541,950	S	5/2007	Mugge et a
D541,951	S	5/2007	Mugge et a
D586,478	S *	2/2009	Price et al. .... D25/113
D588,713	S	3/2009	Mugge et al.
2003/0126821	A1	7/2003	Scherer et al.
2004/0098928	A1 *	5/2004	Scherer et al. .... 52/98
2004/0218985	A1	11/2004	Klettenberg et al.
2006/0110223	A1 *	5/2006	Dawson et al. .... 405/286
2007/0289247	A1 *	12/2007	Hamel ..... 52/596

## FOREIGN PATENT DOCUMENTS

GB	2092499	5/2000
GB	2092500	5/2000
GB	2092501	5/2000
WO	WO 03/060251 A1	7/2003

## OTHER PUBLICATIONS


“Slab Molds, Dream Molds ,” *Kobra Formen GmbH*, 2 pages, published before Aug. 6, 2007.  
 Office Action in Australia (Examination Report No. 1) for corresponding AU Design Reg. 307701, dated Mar. 14, 2007.  
 U.S. Appl. No. 29/277,916, filed Mar. 14, 2007.  
 U.S. Appl. No. 29/286,614, filed May 14, 2007.  
 U.S. Appl. No. 29/270,117, filed Dec. 14, 2006.

\* cited by examiner

FIG. 1



FIG. 2






FIG. 3





FIG. 4

FIG. 5






FIG. 6