



US00D620133S

(12) **United States Design Patent**
Mugge et al.

(10) **Patent No.:** **US D620,133 S**
(45) **Date of Patent:** **** Jul. 20, 2010**

(54) **MOLDED SURFACE OF A CONCRETE PRODUCT**

(75) Inventors: **Jimmie L. Mugge**, Inver Grove Heights, MN (US); **Jay J. Johnson**, Star Prairie, WI (US)

(73) Assignee: **Anchor Wall Systems, Inc.**, Minnetonka, MN (US)

(**) Term: **14 Years**

(21) Appl. No.: **29/314,005**

(22) Filed: **Feb. 25, 2009**

(51) **LOC (9) Cl.** **25-01**

(52) **U.S. Cl.** **D25/113**

(58) **Field of Classification Search** D25/102,
D25/112-118, 119, 164; D21/484-491,
D21/499-502; 405/16, 17, 33, 35, 284, 286;
52/503-505, 574, 575, 596-605, 609-612;
404/29-31

See application file for complete search history.

(56) **References Cited**

U.S. PATENT DOCUMENTS

415,773 A	11/1889	Fiske
799,754 A	9/1905	Petrie
803,014 A	10/1905	McIlravy
819,055 A	5/1906	Fisher
824,235 A	5/1906	Damon
838,278 A	12/1906	Schwartz
1,086,975 A	2/1914	Aaronson

(Continued)

FOREIGN PATENT DOCUMENTS

WO WO 03/060251 A1 7/2003

OTHER PUBLICATIONS

U.S. Appl. No. 29/276,245, filed Jan. 19, 2007 for Applicant Mugge et al.

(Continued)

Primary Examiner—T. Chase Nelson

Assistant Examiner—Anhdao Doan

(74) *Attorney, Agent, or Firm*—Merchant & Gould P.C.

(57) **CLAIM**

The ornamental design for molded surface of a concrete product, as shown and described.

DESCRIPTION

FIG. 1 is a front view of an embodiment of a concrete product, according to our new design, the portions shown in broken lines forming no part of the design sought to be patented;

FIG. 2 is a right side view of the concrete product of FIG. 1, the portions shown in broken lines forming no part of the design sought to be patented;

FIG. 3 is a left side view of the concrete product of FIG. 1, the portions shown in broken lines forming no part of the design sought to be patented;

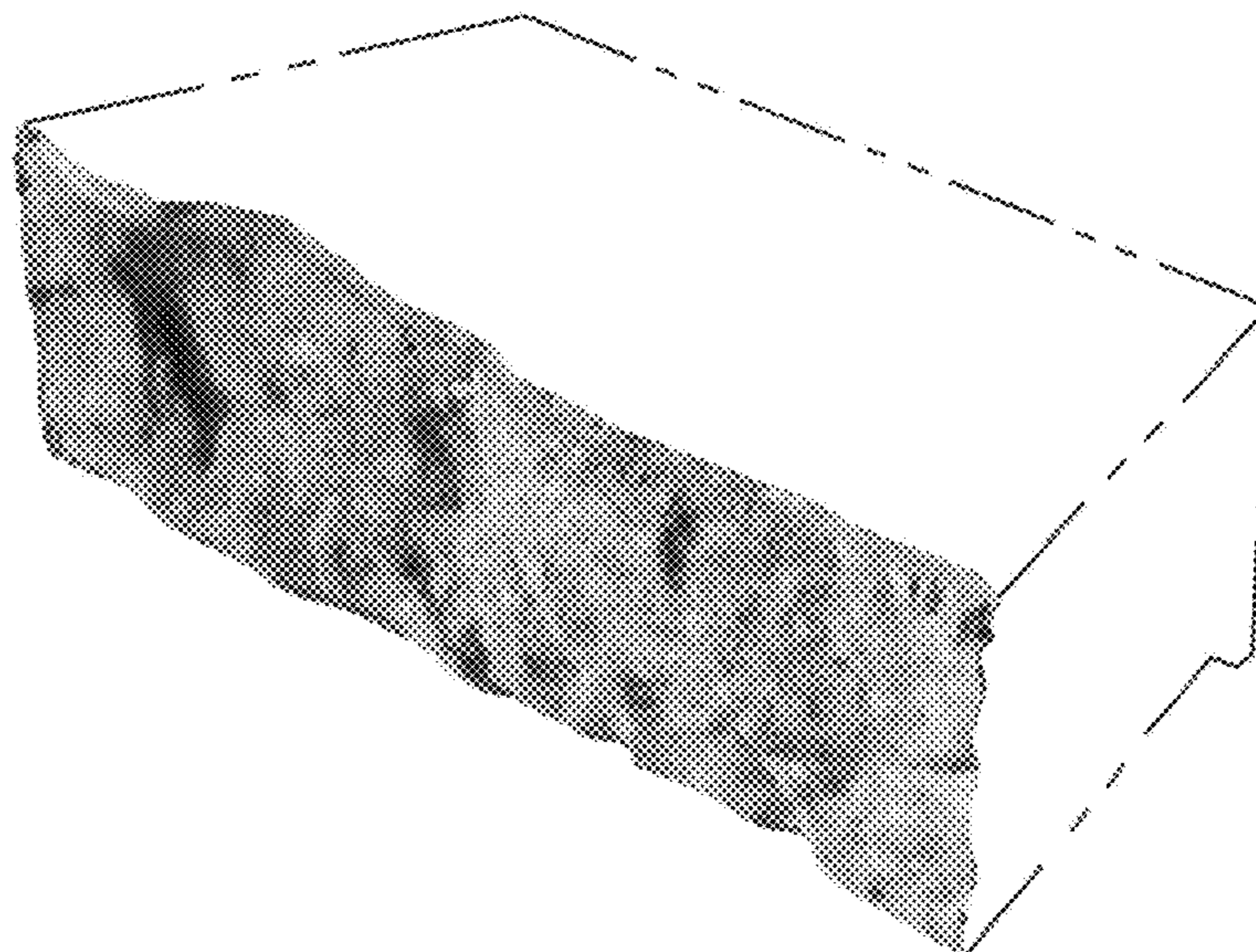
FIG. 4 is a top view of the concrete product of FIG. 1, the portions shown in broken lines forming no part of the design sought to be patented;

FIG. 5 is a bottom view of the concrete product of FIG. 1, the portions shown in broken lines forming no part of the design sought to be patented; and,

FIG. 6 is a perspective view of the concrete product of FIG. 1, the portions shown in broken lines forming no part of the design sought to be patented.

The broken lines in all views are included for the purpose of illustrating portions of the concrete product that form no part of the claimed design.

1 Claim, 6 Drawing Sheets



U.S. PATENT DOCUMENTS

1,574,123 A 2/1926 Sharpe
 1,776,999 A 9/1930 Jensen
 1,795,451 A 3/1931 Sharpe
 2,313,363 A 3/1943 Schmitt
 2,517,432 A 8/1950 Hornberger
 2,819,495 A 1/1958 Krausz
 2,882,689 A 4/1959 Huch et al.
 3,555,757 A 1/1971 Volent
 3,694,128 A 9/1972 Foxen
 4,063,866 A 12/1977 Lurbiecki
 4,335,549 A 6/1982 Dean, Jr.
 4,738,059 A 4/1988 Dean, Jr.
 D298,463 S 11/1988 Forsberg
 4,784,821 A 11/1988 Leopold
 4,869,660 A 9/1989 Ruckstuhl
 4,920,712 A 5/1990 Dean, Jr.
 D317,048 S 5/1991 Forsberg
 D317,209 S 5/1991 Forsberg
 D319,885 S 9/1991 Blomquist
 D321,060 S 10/1991 Blomquist
 D341,215 S 11/1993 Blomquist et al.
 D350,610 S 9/1994 Rodrique
 D350,611 S 9/1994 Scales
 D352,789 S 11/1994 Adam
 D362,511 S 9/1995 Anderson et al.
 D363,787 S 10/1995 Powell
 5,490,363 A 2/1996 Woolford
 D380,560 S 7/1997 Forsberg
 D381,086 S 7/1997 Forsberg
 D391,376 S 2/1998 Strand et al.
 5,735,643 A 4/1998 Castonguay et al.
 5,744,081 A 4/1998 Tanigawa et al.
 D429,006 S 8/2000 Price et al.
 D433,158 S 10/2000 Hammer
 D434,508 S 11/2000 Price et al.
 D437,422 S 2/2001 Bolles et al.
 D438,640 S 3/2001 Bolles et al.
 D445,512 S 7/2001 Sievert
 D448,856 S * 10/2001 Boone D25/113
 6,321,740 B1 11/2001 Scherer et al.
 D458,693 S 6/2002 Sievert
 D464,145 S 10/2002 Scherer et al.
 D466,228 S 11/2002 Hammer
 D466,229 S 11/2002 Risi et al.
 D466,619 S 12/2002 Britton
 D467,009 S 12/2002 Agee
 D468,449 S 1/2003 Britton
 D477,091 S 7/2003 Manthei
 D477,419 S 7/2003 Manthei
 D479,002 S 8/2003 Nordstrand
 D479,003 S 8/2003 Nordstrand
 D481,767 S * 11/2003 May et al. D25/113
 D482,133 S 11/2003 Scherer et al.
 D485,371 S 1/2004 Burgess et al.
 D486,246 S 2/2004 Manthei
 D492,796 S 7/2004 Price

D500,864 S 1/2005 Klettenberg et al.
 D506,837 S 6/2005 Scherer et al.
 D509,909 S 9/2005 Sorheim
 D511,578 S 11/2005 Mugge et al.
 D511,846 S 11/2005 Evans
 D513,805 S 1/2006 Scherer et al.
 D518,578 S 4/2006 Mugge et al.
 D529,195 S 9/2006 Mugge
 D529,628 S 10/2006 Mugge et al.
 D530,831 S 10/2006 Mugge et al.
 D532,910 S 11/2006 Mugge et al.
 D538,946 S 3/2007 Mugge et al.
 D538,947 S 3/2007 Price
 D539,439 S 3/2007 Price
 D540,477 S 4/2007 Price
 D540,478 S 4/2007 Price
 D541,950 S 5/2007 Mugge et al.
 D541,951 S 5/2007 Mugge et al.
 D548,365 S 8/2007 Price
 D550,860 S 9/2007 Price
 D576,293 S 9/2008 Mugge et al.
 D581,548 S 11/2008 Mugge et al.
 D586,478 S * 2/2009 Price et al. D25/113
 2003/0126821 A1 7/2003 Scherer
 2003/0182011 A1 9/2003 Scherer
 2004/0098928 A1 * 5/2004 Scherer et al. 52/98
 2006/0110223 A1 * 5/2006 Dawson et al. 405/286
 2007/0289247 A1 * 12/2007 Hamel 52/596

OTHER PUBLICATIONS

U.S. Appl. No. 29/277,916, filed Mar. 14, 2007 for Applicant Mugge et al.
 U.S. Appl. No. 29/283,096, filed Aug. 6, 2007 for Applicant Mugge et al.
 U.S. Appl. No. 29/301,728, filed Mar. 13, 2008 for Applicant Mugge et al.
 U.S. Appl. No. 29/301,729, filed Mar. 13, 2008 for Applicant for Mugge et al.
 U.S. Appl. No. 29/307,427, filed Apr. 18, 2008 for Applicant Mugge et al.
 U.S. Appl. No. 29/308,773, filed Jul. 3, 2008 for Applicant: Mugge et al.
 U.S. Appl. No. 29/312,340, filed Oct. 14, 2008 for Applicant: Mugge.
 U.S. Appl. No. 29/312,469, filed Oct. 21, 2008 for Mugge et al.
 U.S. Appl. No. 29/312,470, filed Oct. 21, 2008 for Applicant Mugge et al.
 U.S. Appl. No. 29/312,875, filed Nov. 18, 2008 for Applicant Mugge et al.
 U.S. Appl. No. 29/312,876, filed Nov. 18, 2008 for Applicant Mugge et al.
 U.S. Appl. No. 29/313,088, filed Dec. 4, 2008 for Applicant Mugge.
 U.S. Appl. No. 29/313,100, filed Dec. 5, 2008 for Applicant Mugge et al.
 U.S. Appl. No. 29/313,266, filed Dec. 19, 2008 for Applicant Mugge et al.

* cited by examiner

FIG. 1






FIG. 2




FIG. 3



FIG. 4




FIG. 5




FIG. 6