

US00D620119S

(12) **United States Design Patent**
Kemp

(10) **Patent No.:** **US D620,119 S**

(45) **Date of Patent:** **** Jul. 20, 2010**

(54) **PEDIATRIC EXAMINATION TABLE**

(76) **Inventor:** **James R. Kemp**, 25 Cooperative Way,
Wright City, MO (US) 63390

(**) **Term:** **14 Years**

(21) **Appl. No.:** **29/327,647**

(22) **Filed:** **Nov. 10, 2008**

(51) **LOC (9) Cl.** **24-01**

(52) **U.S. Cl.** **D24/183**

(58) **Field of Classification Search** D24/183-185,
D24/231; 5/600, 603, 613, 621, 623, 624,
5/649; 312/209

See application file for complete search history.

(56) **References Cited**

U.S. PATENT DOCUMENTS

2,258,782	A *	10/1941	McKean	5/623
D289,921	S *	5/1987	Migliore	D24/183
D383,543	S *	9/1997	Kemp	D24/183
D409,751	S *	5/1999	Kemp	D24/183
D460,558	S *	7/2002	Cook	D24/183
D468,827	S *	1/2003	Cook	D24/183

D546,951	S *	7/2007	Kemp	D24/183
D551,768	S *	9/2007	Kemp	D24/183
2008/0231149	A1 *	9/2008	Heath et al.	312/209

* cited by examiner

Primary Examiner—Mary Ann Calabrese

(74) *Attorney, Agent, or Firm*—Thompson Coburn LLP

(57) **CLAIM**

The ornamental design for a pediatric examination table, as shown.

DESCRIPTION

FIG. 1 is a front-left perspective view of a pediatric examination table embodying the present design;

FIG. 2 is a rear-right perspective view of the table of FIG. 1;

FIG. 3 is a top plan view of the table of FIG. 1;


FIG. 4 is a left side elevational view of the table of FIG. 1;

FIG. 5 is a right side elevational view of the table of FIG. 1;

FIG. 6 is a front elevational view of the table of FIG. 1; and

FIG. 7 is a rear elevational view of the table of FIG. 1.

1 Claim, 3 Drawing Sheets






FIG. 1




FIG. 2




FIG. 3




FIG. 4

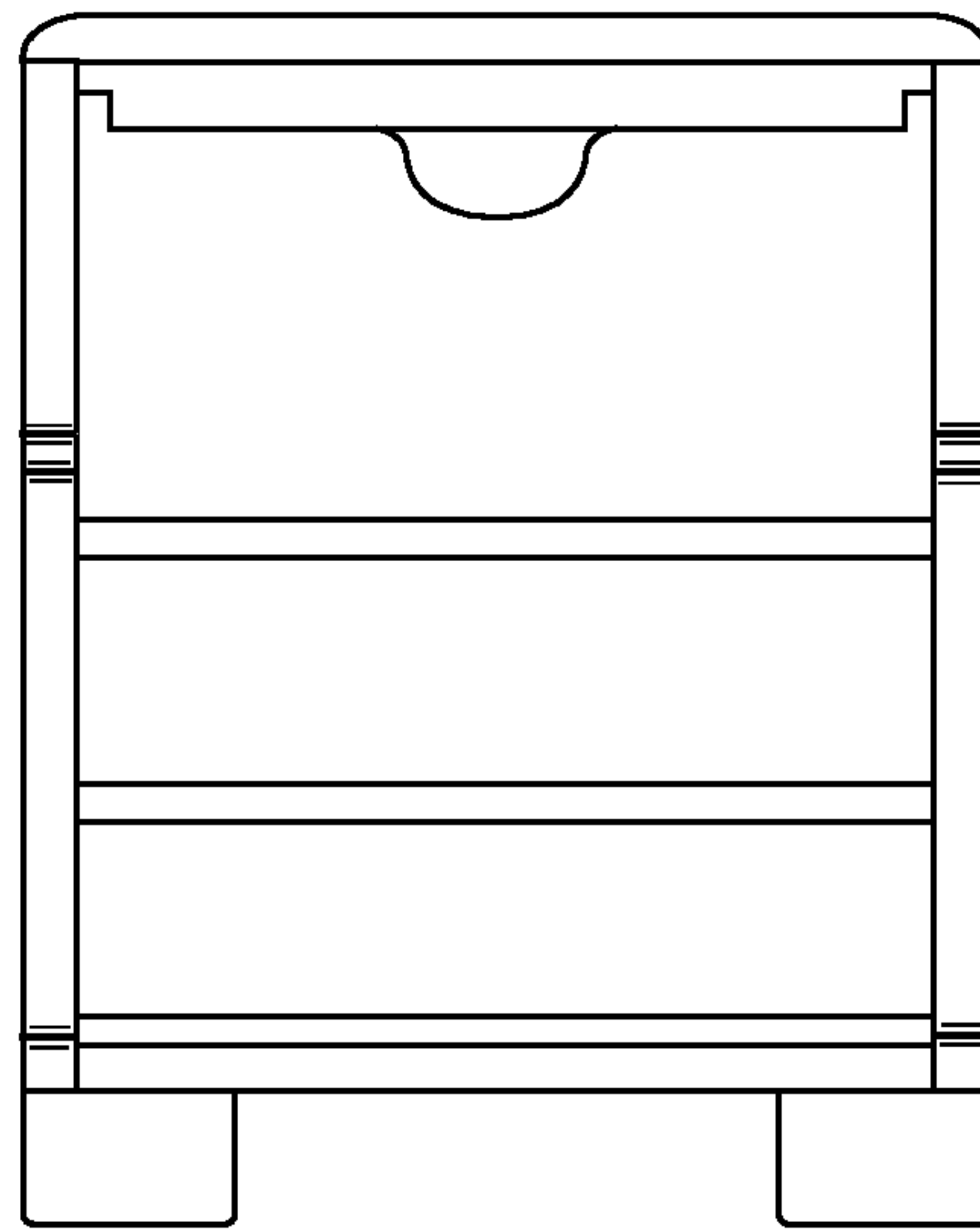


FIG. 5




FIG. 6




FIG. 7