



US00D620105S

(12) **United States Design Patent**  
**Nga et al.**

(10) **Patent No.:** **US D620,105 S**  
(45) **Date of Patent:** **\*\* Jul. 20, 2010**

(54) **FRAME FOR A RESPIRATORY MASK**

D464,427 S 10/2002 Smart  
D464,728 S 10/2002 Paul et al.  
6,467,483 B1 10/2002 Kopacko  
D468,421 S 1/2003 Smart

(75) Inventors: **Lemmy Nga**, Glenwood (AU); **Michael John Reid**, Stanmore (AU); **Aaron Samuel Davidson**, Newport (AU); **Amal Shirley Amarasinghe**, West Pennant Hills (AU); **Dimitri Marco Maurer**, Umina (AU); **Bart Jeremy Caffin**, North Manly (AU)

(Continued)

**FOREIGN PATENT DOCUMENTS**

WO WO 2005/018523 3/2005

(Continued)

(73) Assignee: **ResMed Limited**, Bella Vista (AU)

**OTHER PUBLICATIONS**

(\*\*) Term: **14 Years**

Davidson et al., U.S. Appl. No. 29/274,635, filed May 10, 2007.

(Continued)

(21) Appl. No.: **29/311,248**

*Primary Examiner*—Ian Simmons

*Assistant Examiner*—Christopher Lee

(22) Filed: **Jan. 29, 2009**

(74) *Attorney, Agent, or Firm*—Nixon & Vanderhye P.C.

**Related U.S. Application Data**

(62) Division of application No. 29/290,801, filed on Jan. 15, 2008, now Pat. No. Des. 594,112.

**Foreign Application Priority Data**

Nov. 26, 2007 (AU) ..... 20991/2007

(51) **LOC (9) Cl.** ..... **29-02**

(52) **U.S. Cl.** ..... **D24/110.1**

(58) **Field of Classification Search** ..... D24/110.1,  
D24/110.4, 110.5; 128/205.25, 206.24, 206.26,  
128/206.27, 207.11, 207.13, 207.17, 204.18  
See application file for complete search history.

**References Cited**

**U.S. PATENT DOCUMENTS**

D428,139 S 7/2000 Smart  
D430,663 S 9/2000 Smart  
D443,355 S 6/2001 Gunaratnam et al.  
6,374,826 B1 4/2002 Gunaratnam  
D459,800 S 7/2002 Smart

(57) **CLAIM**

The ornamental design for a frame for a respiratory mask, as shown and described.

**DESCRIPTION**

FIG. 1 is a perspective view of a frame for a respiratory mask according to an embodiment of our design;

FIG. 2 is a front view thereof;

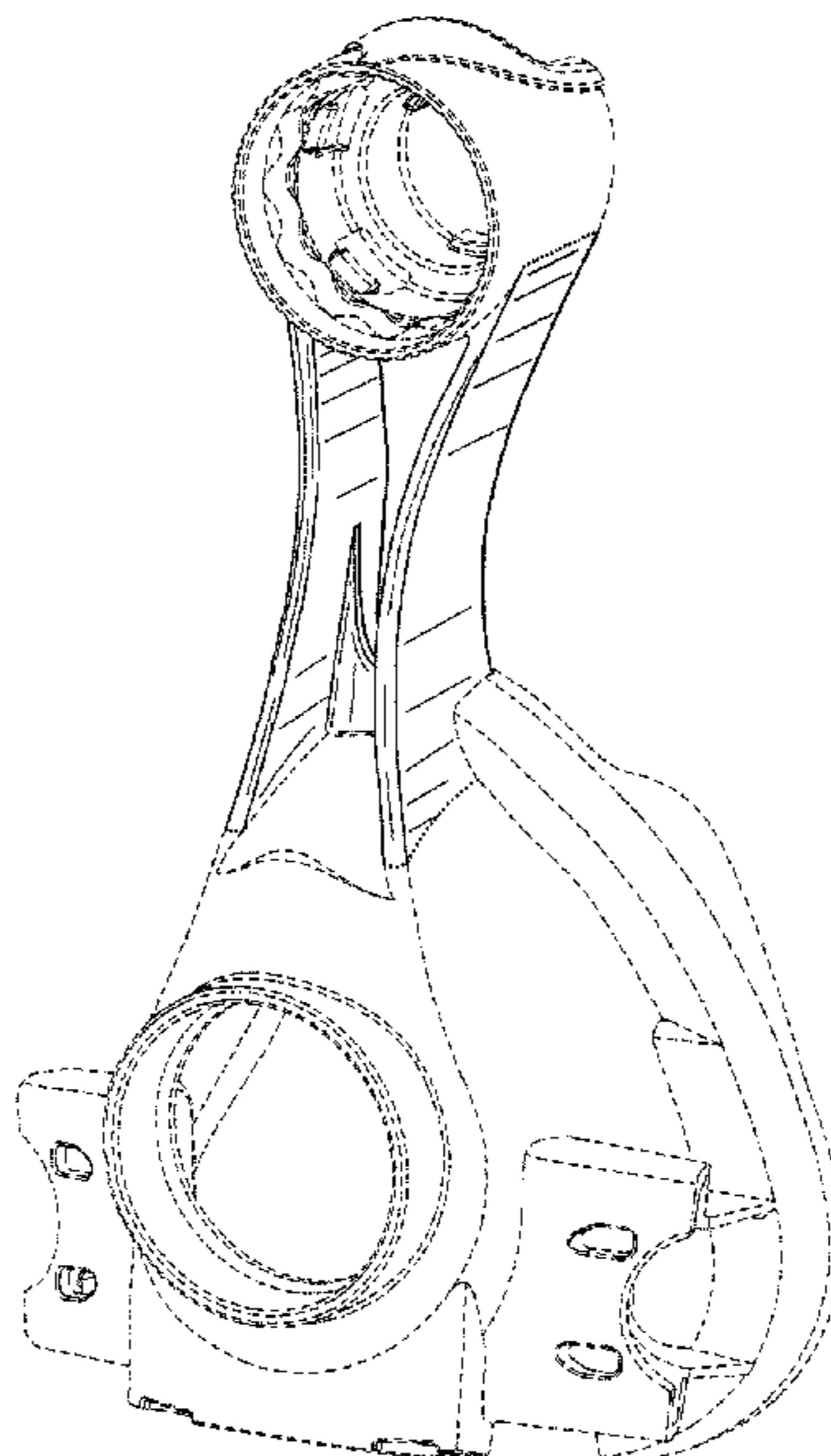
FIG. 3 is a rear view thereof; and,

FIG. 4 is a right side view thereof with the left side view being a mirror image thereof.

Where included, broken lines showing environment or structure are for illustrative purposes and form no part of the claimed design.

Where included, dotted lines indicate the border between claimed and unclaimed subject matter and form no part of the claimed design.

**1 Claim, 4 Drawing Sheets**



# US D620,105 S

Page 2

## U.S. PATENT DOCUMENTS

6,532,961 B1 3/2003 Kwok et al.  
6,581,594 B1 6/2003 Drew  
D486,907 S 2/2004 Guney et al.  
6,691,707 B1 2/2004 Gunaratnam  
D492,992 S 7/2004 Guney et al.  
D493,885 S 8/2004 Raje  
D496,098 S 9/2004 Guney  
6,851,425 B2 2/2005 Jaffre  
6,860,269 B2 3/2005 Kwok et al.  
6,907,882 B2 6/2005 Ging  
D519,207 S 4/2006 Raje et al.  
D534,274 S 12/2006 Smart  
D539,901 S 4/2007 McAuliffe  
D558,334 S 12/2007 Stallard et al.  
D576,271 S 9/2008 Gunaratnam et al.  
D595,840 S \* 7/2009 Davidson et al. .... D24/110.1  
2003/0005931 A1 1/2003 Jaffre  
2004/0118406 A1 6/2004 Lithgow et al.  
2005/0172969 A1 8/2005 Ging  
2006/0231103 A1 10/2006 Matula

2008/0066757 A1 3/2008 Stallard et al.

## FOREIGN PATENT DOCUMENTS

WO WO 2005/021075 3/2005  
WO WO 2005/032634 4/2005  
WO WO 2005/051468 6/2005

## OTHER PUBLICATIONS

Stallard et al., U.S. Appl. No. 29/268,823, filed Nov. 14, 2006.  
Maurer et al., U.S. Appl. No. 29/290,799, filed May 15, 2008.  
Reid et al., U.S. Appl. No. 29/290,800, filed Jan. 15, 2008.  
Nga et al., U.S. Appl. No. 29/290,801, filed Jan. 15, 2008.  
Reid et al., U.S. Appl. No. 29/309,392, filed Aug. 7, 2008.  
Selvarajan et al., U.S. Appl. No. 29/261,579, filed Jun. 16, 2006.  
Reid et al., U.S. Appl. No. 29/309,587, filed Sep. 8, 2008.  
Stallard et al., U.S. Appl. No. 29/251,703, filed Jan. 12, 2006.  
Chu et al., U.S. Appl. No. 29/261,578, filed Jun. 16, 2006.  
Veliss et al., U.S. Appl. No. 29/268,731, filed Nov. 13, 2006.  
Stallard et al., U.S. Appl. No. 29/240,923, filed Sep. 26, 2005.  
Stallard et al., U.S. Appl. No. 29/272,801, filed Feb. 20, 2007.

\* cited by examiner

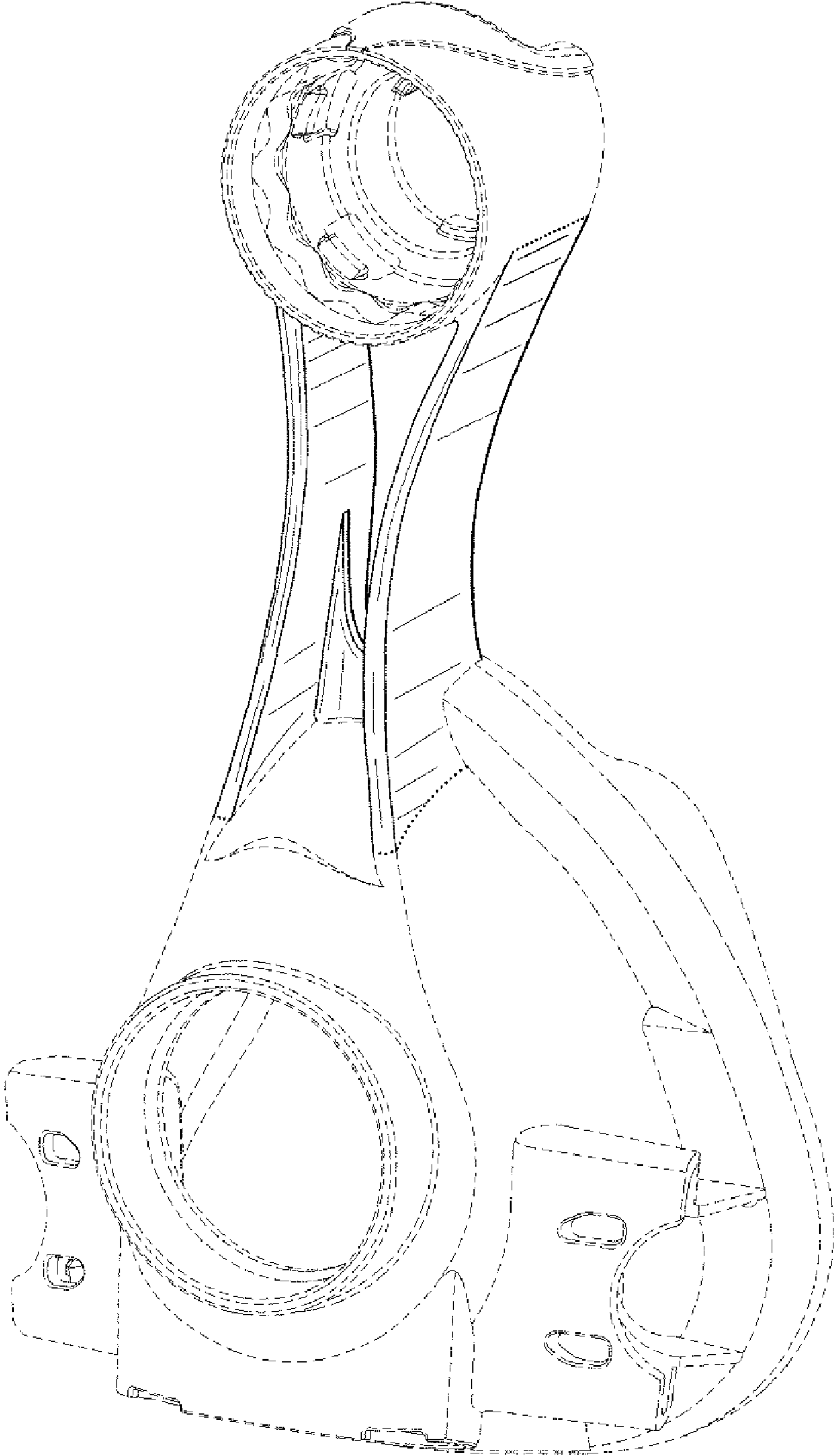


FIG. 1

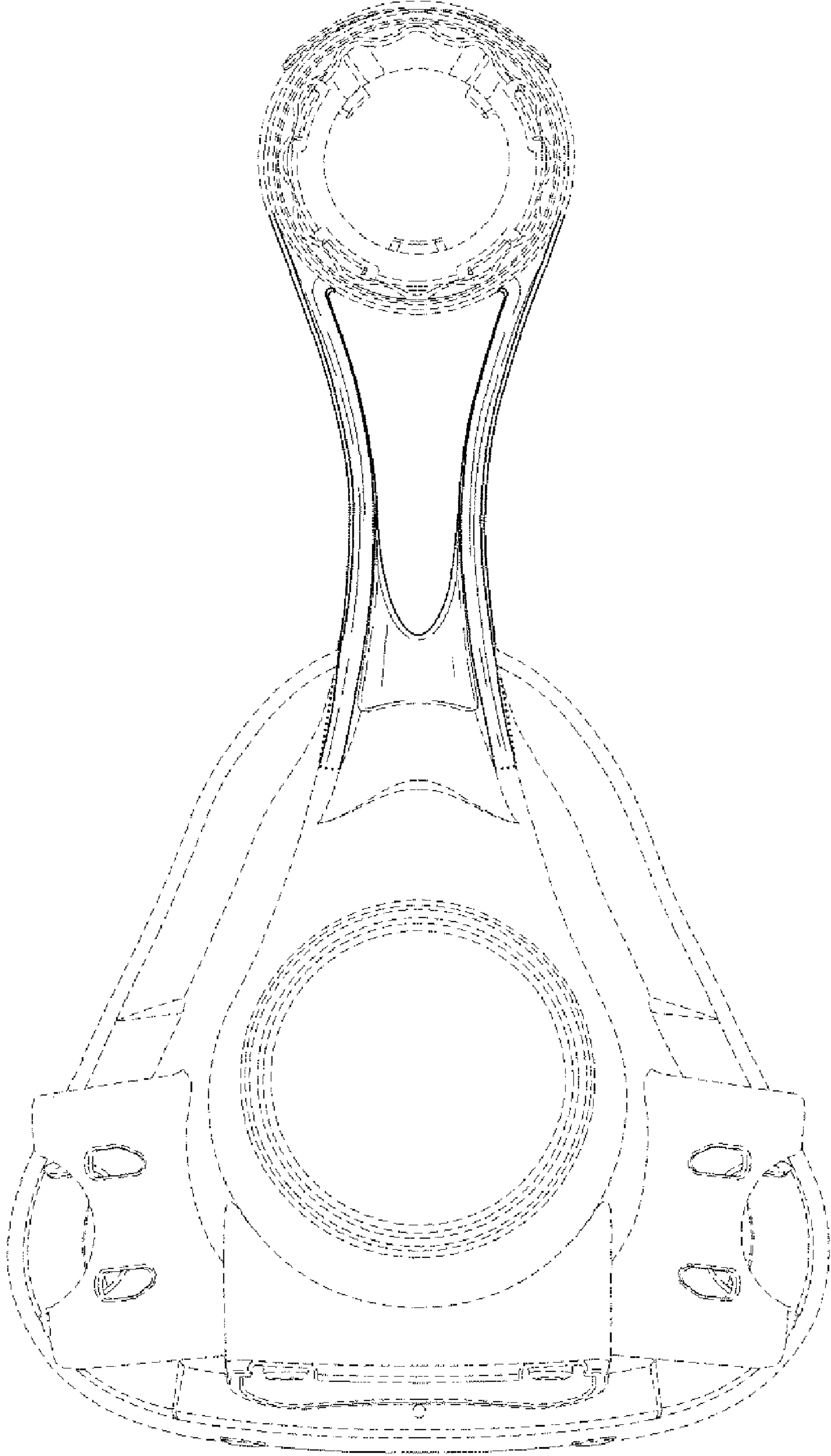


FIG. 2

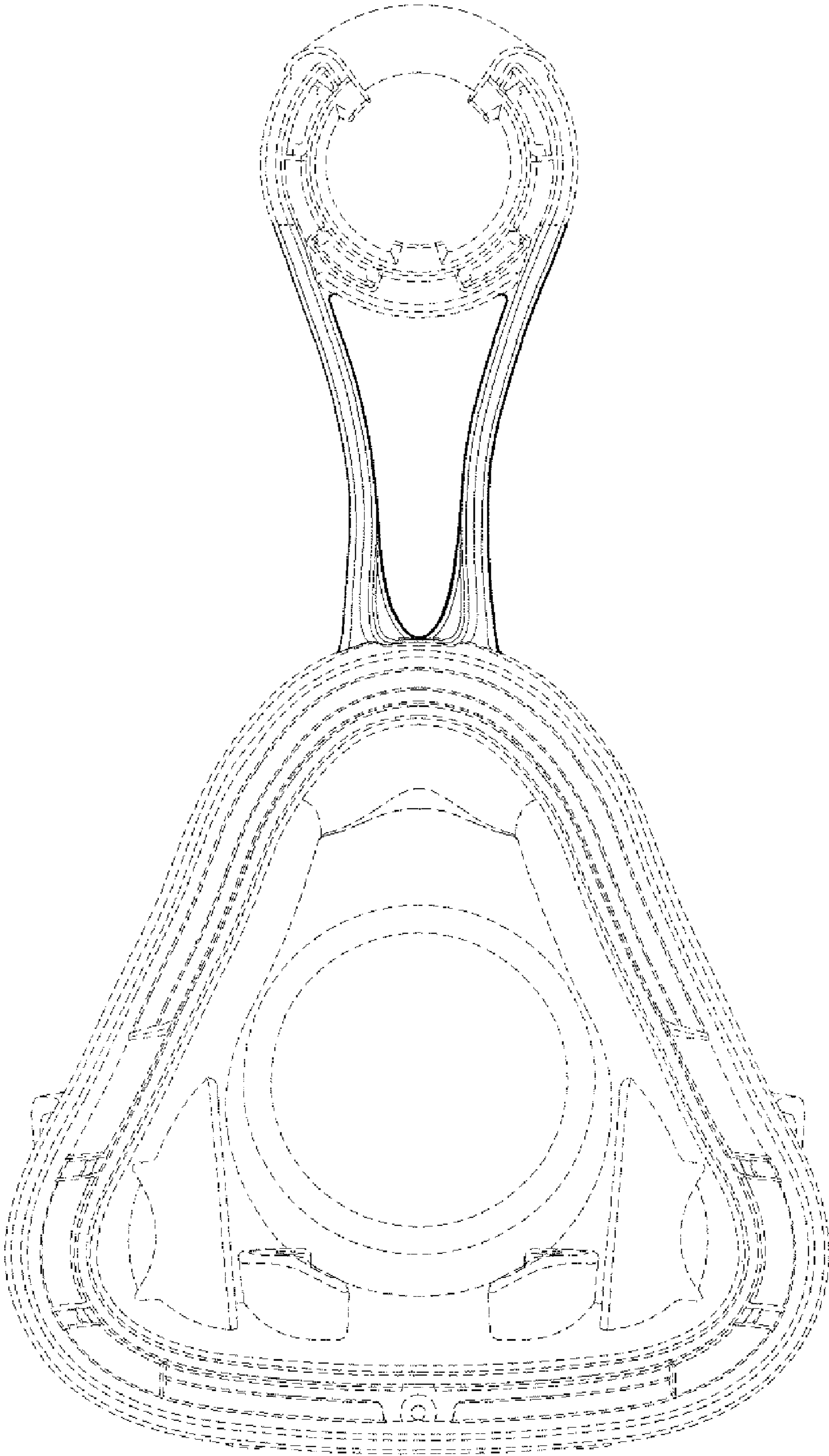


FIG. 3

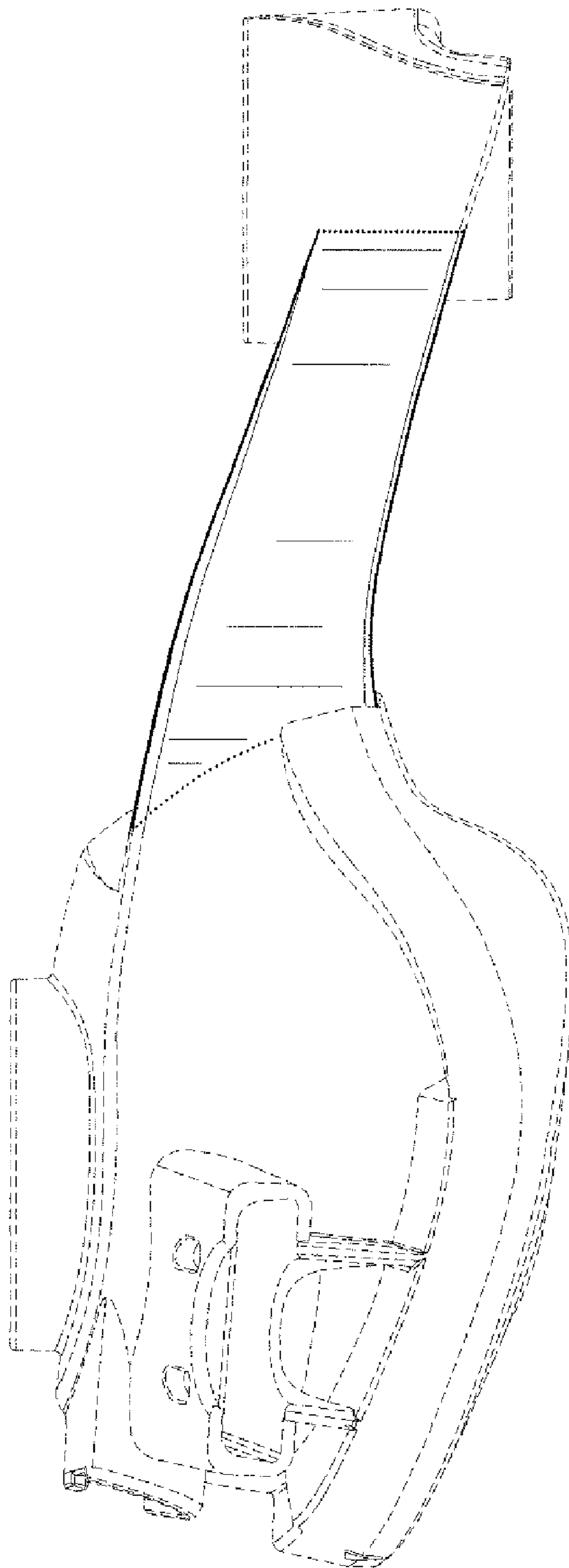


FIG. 4