



US00D620101S

(12) **United States Design Patent**
Frampton et al.

(10) **Patent No.:** **US D620,101 S**
(45) **Date of Patent:** **** Jul. 20, 2010**

(54) **FAN BLADE**

(74) *Attorney, Agent, or Firm*—Maginot, Moore & Beck

(75) Inventors: **Thomas C. Frampton**, Zionsville, IN (US); **Nathan T. Frampton**, Zionsville, IN (US); **John F. Moody**, Westfield, IN (US)

(57) **CLAIM**

The ornamental design for a fan blade, as shown and described.

(73) Assignee: **Fanimation, Inc.**, Zionsville, IN (US)

DESCRIPTION

(**) Term: **14 Years**

FIG. 1 is a front elevational view of a fan blade showing our new design;

(21) Appl. No.: **29/356,060**

FIG. 2 is a rear elevational view showing the design for the fan blade of FIG. 1;

(22) Filed: **Feb. 19, 2010**

FIG. 3 is a left side elevational view showing the design for the fan blade of FIG. 1;

(51) **LOC (9) Cl.** **23-04**

(52) **U.S. Cl.** **D23/413**

(58) **Field of Classification Search** D23/377,
D23/379, 385, 411, 413; 416/5
See application file for complete search history.

FIG. 4 is a right side elevational view showing the design for the fan blade of FIG. 1;

FIG. 5 is a top elevational view showing the design for the fan blade of FIG. 1;

(56) **References Cited**

U.S. PATENT DOCUMENTS

D444,553 S	7/2001	Frampton	
D461,888 S *	8/2002	Frampton D23/413
D477,662 S *	7/2003	Liou D23/413
D517,683 S	3/2006	Frampton	

FIG. 6 is a bottom elevational view showing the design for the fan blade of FIG. 1; and,


FIG. 7 is a perspective view showing the design for the fan blade of FIG. 1.

In FIGS. 1-7, the broken line showing of various items including (i) the distal portion of the fan blade, and (ii) the axially extending rib at the rear of the fan blade is for illustrative purposes only and forms no part of the claimed design.

* cited by examiner

Primary Examiner—Lisa P Lichtenstein

1 Claim, 3 Drawing Sheets






FIG. 1

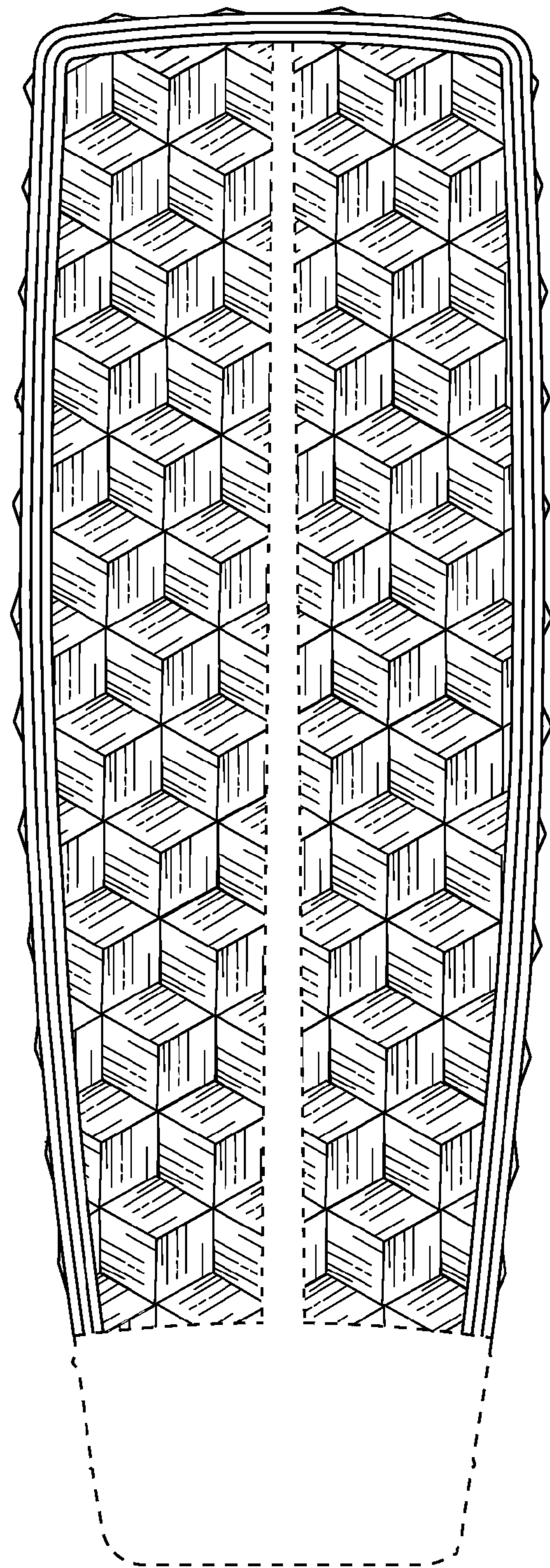


FIG. 2



FIG. 3



FIG. 4



FIG. 5

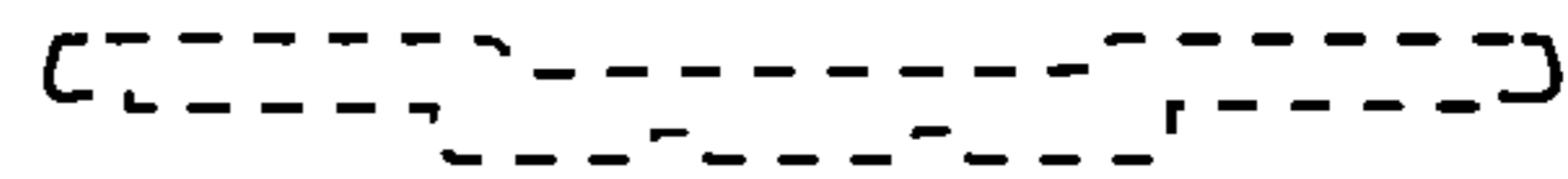


FIG. 6

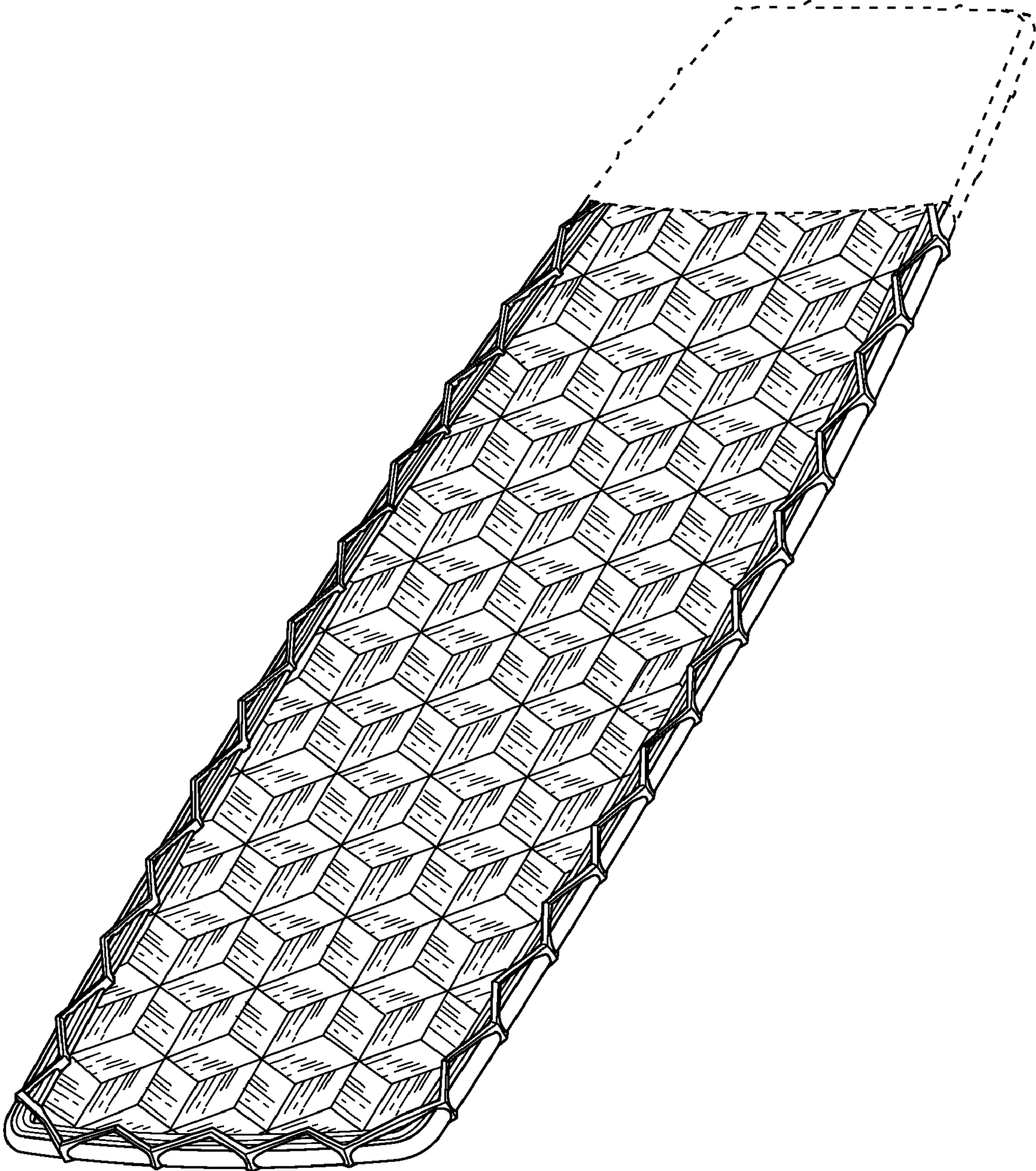


FIG. 7