



US00D620100S

(12) **United States Design Patent**
Peterson et al.

(10) **Patent No.:** **US D620,100 S**
(45) **Date of Patent:** **** Jul. 20, 2010**

(54) **FAN PART**

(75) Inventors: **Christopher Donald Peterson**,
Arlington Heights, IL (US); **Scott W.**
Jackson, Naperville, IL (US); **Manuel**
Almanza, LaGrange Park, IL (US)

(73) Assignee: **Camair LLC**, Chicago, IL (US)

(**) Term: **14 Years**

(21) Appl. No.: **29/340,868**

(22) Filed: **Jul. 27, 2009**

(51) **LOC (9) Cl.** **23-04**

(52) **U.S. Cl.** **D23/411**

(58) **Field of Classification Search** D23/411,
D23/370, 381, 382, 332, 412, 335; 416/244 R,
416/247 R

See application file for complete search history.

(56) **References Cited**

U.S. PATENT DOCUMENTS

5,609,473	A	3/1997	Litvin	
D400,242	S	10/1998	Litvin	
5,829,956	A	11/1998	Chen et al.	
D421,114	S	* 2/2000	Lozzio et al.	D23/382
D424,681	S	* 5/2000	Lozzio et al.	D23/378
6,120,248	A	* 9/2000	Litvin et al.	416/63

OTHER PUBLICATIONS

Lakewood MC-24 24" 2-Speed Direct Drive Portable Cooler; <http://dmart.stores.yahoo.net/lamc242didrp.html>; (2 pgs.) Documents

illustrate a product that was on sale or publically available more than a year before the filing of this application.

Lakewood Fan Hv9; http://www.shoplet.com/LAKHV9_Office_Supply_lakewood_fan_hv9.html (2 pgs.) Documents illustrate a product that was on sale or publically available more than a year before the filing of this application.

Lakewood Fan Model 1120—14 Inch 3 Speed High Velocity Fan—Chrome; <http://www.njappliance.com/Lakewood-Fan-Model-1120---14-Inch-3-Speed-High-Veloci...> (1 pg.) Documents illustrate a product that was on sale or publically available more than a year before the filing of this application.

* cited by examiner

Primary Examiner—Lisa P Lichtenstein

(74) *Attorney, Agent, or Firm*—Fitch, Even, Tabin & Flannery

(57) **CLAIM**

The ornamental design for a fan part, as shown and described.

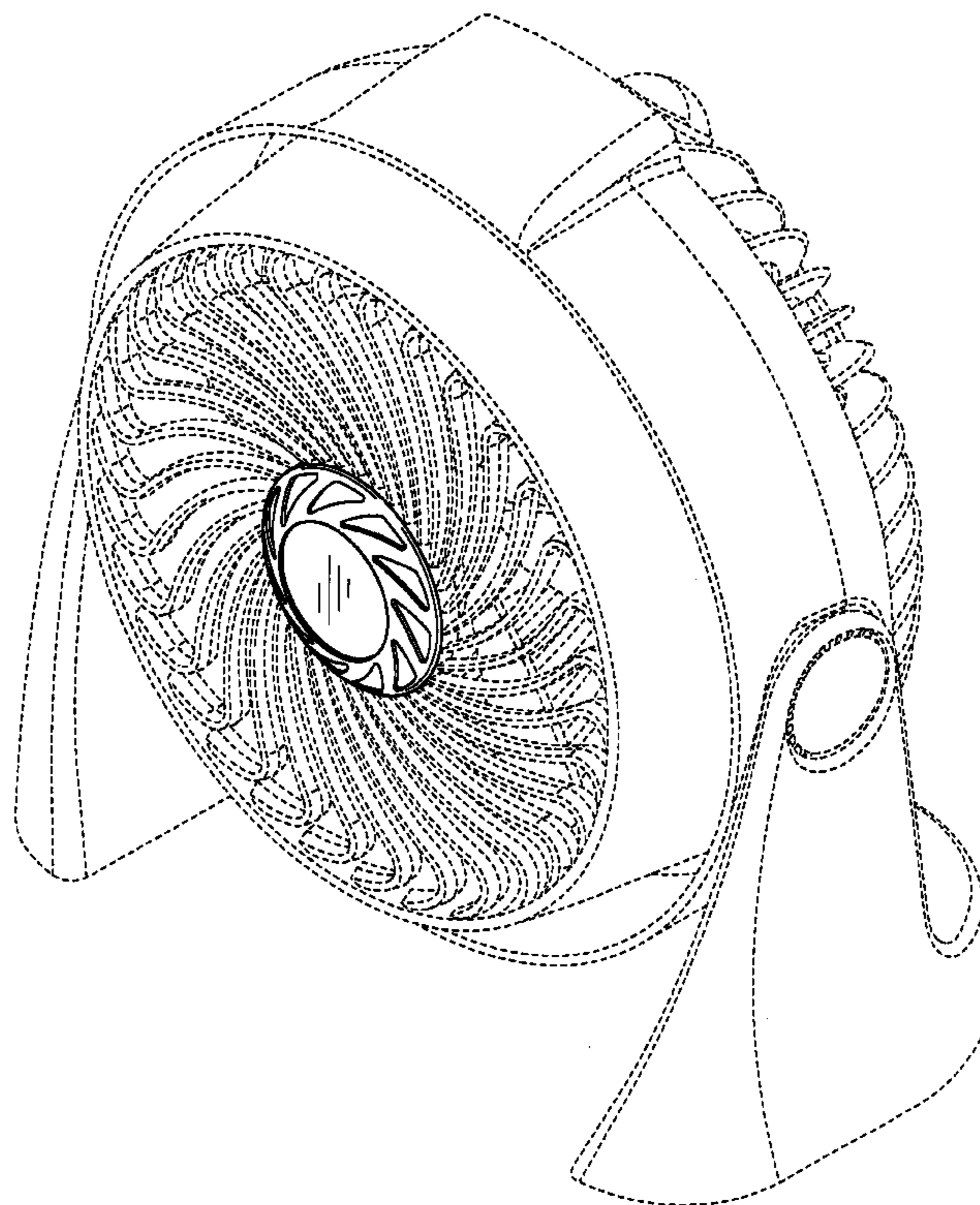
DESCRIPTION

FIG. 1 is a perspective view of a grill fan part in accordance with our new design; and,

FIG. 2 is a front elevational view of the grill fan part of FIG. 1.

The broken line showing of a fan grill, housing and stand is included for the purpose of illustrating environmental structure and forms no part of the claimed design.

1 Claim, 2 Drawing Sheets



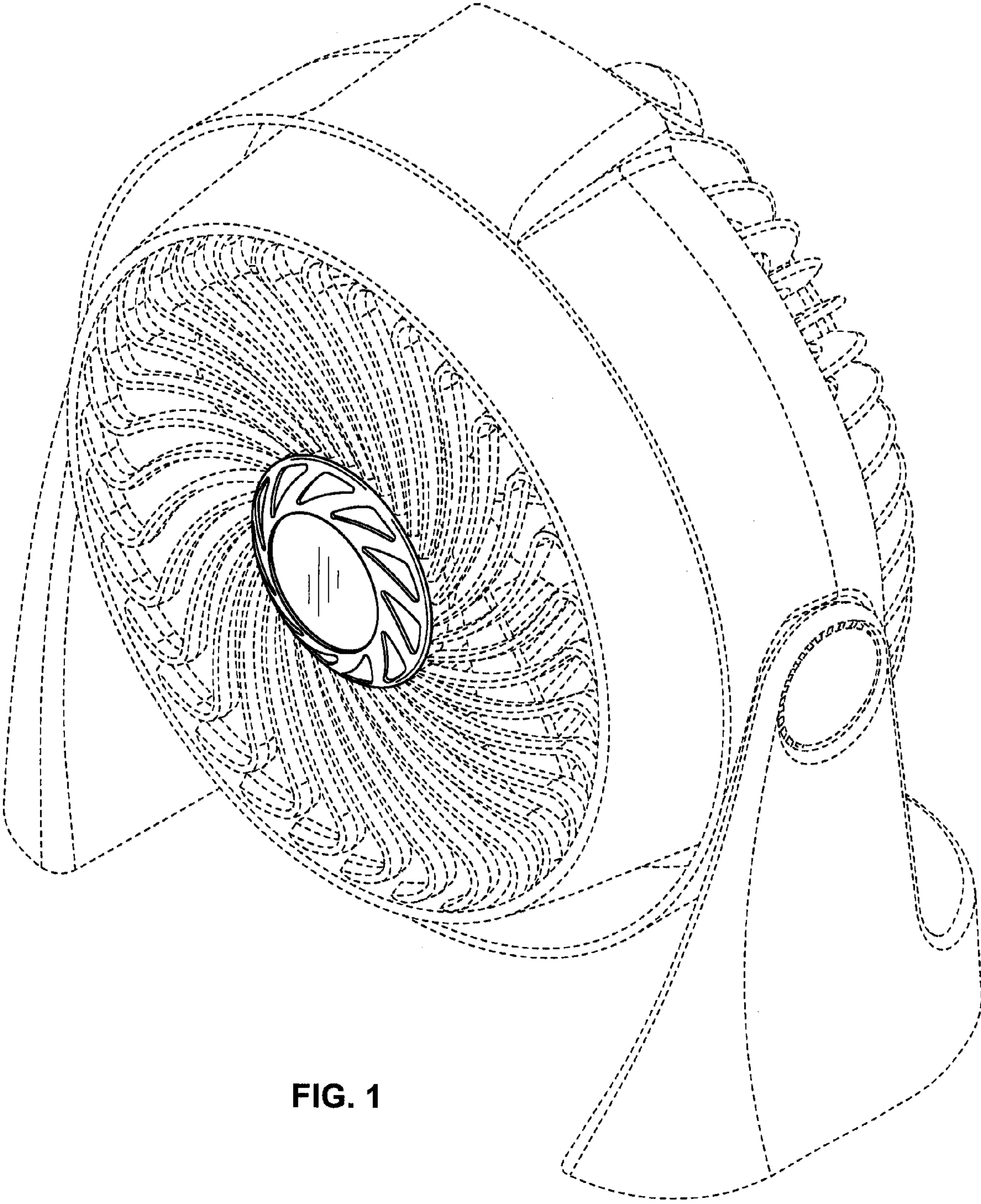


FIG. 1

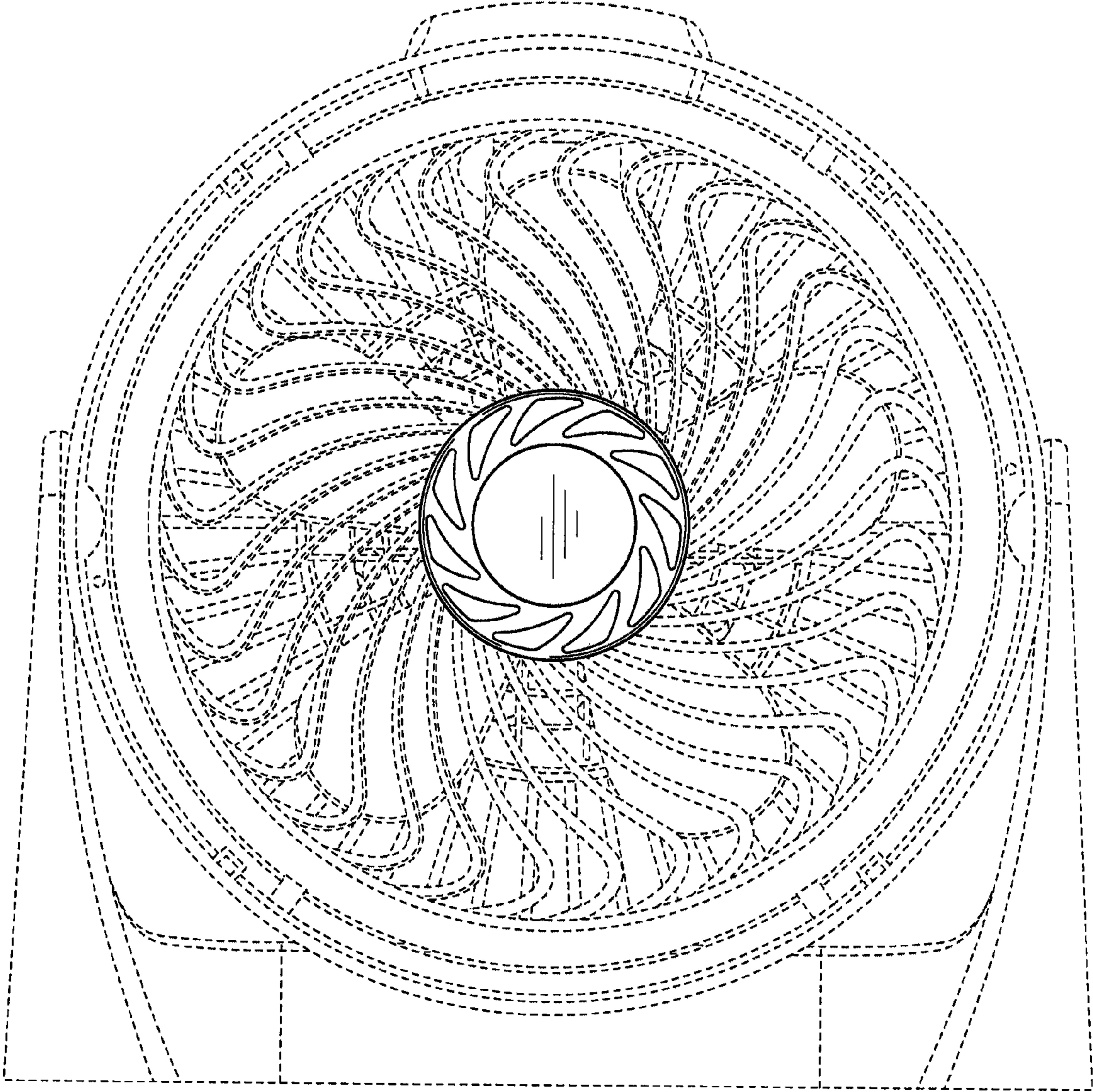


FIG. 2