



US00D620095S

(12) **United States Design Patent**
Ullman et al.

(10) **Patent No.:** **US D620,095 S**
(45) **Date of Patent:** **** Jul. 20, 2010**

(54) **SHOE SANITIZER**

(75) Inventors: **Adam Ullman**, Menlo Park, CA (US);
Brook Banham, San Francisco, CA (US)

(73) Assignee: **Shoe Care Innovations, Inc.**, Menlo Park, CA (US)

(**) Term: **14 Years**

(21) Appl. No.: **29/284,719**

(22) Filed: **Sep. 13, 2007**

(51) **LOC (9) Cl.** **28-99**

(52) **U.S. Cl.** **D23/366; D2/979**

(58) **Field of Classification Search** D23/355-369;
D28/5, 6; 261/DIG. 17, DIG. 42, DIG. 65,
261/DIG. 88, DIG. 89; 392/386, 390, 391,
392/392, 394, 395, 389, 393; 239/34, 35,
239/43-45, 53, 56, 57, 60, 326, 42, 50, 55;
D2/979

See application file for complete search history.

(56) **References Cited**

U.S. PATENT DOCUMENTS

2,070,858 A	2/1937	des Jardins et al.	
2,269,006 A	1/1942	Clark	
2,350,091 A	5/1944	Bergman	
2,481,930 A	9/1949	Katchel	
2,510,315 A	6/1950	Malberg	
2,569,079 A	9/1951	Special	
3,772,722 A	11/1973	Gellert	
3,970,856 A *	7/1976	Mahaffey et al.	250/493.1
D245,204 S *	7/1977	Walter	D2/979
3,078,526 A	2/1983	Caruso	
4,517,443 A	5/1985	Dollst	
4,667,817 A	5/1987	Im et al.	
4,981,651 A	1/1991	Hornig	
D338,323 S *	8/1993	Bramble	D2/979
D411,002 S *	6/1999	Farmer	D23/366

5,920,075 A	7/1999	Whitehead	
D415,268 S *	10/1999	Farmer	D23/366
5,978,996 A	11/1999	Ullman	
D417,727 S *	12/1999	Christianson	D23/366
D418,670 S *	1/2000	Wilcox	D2/979
6,123,906 A *	9/2000	Farmer	422/124
6,264,887 B1 *	7/2001	Farmer	422/5
6,286,235 B1	9/2001	An	
D485,364 S *	1/2004	Lee	D24/217
6,675,421 B1	1/2004	Hsu	
6,725,571 B2	4/2004	Liu	
D507,341 S *	7/2005	Taylor	D23/368
D581,058 S *	11/2008	Elkerbout	D24/217
2002/0083535 A1	7/2002	Fraden	
2006/0005328 A1	1/2006	Johnson	
2007/0115681 A1	5/2007	Cooper et al.	

OTHER PUBLICATIONS

U.S. Appl. No. 12/281,910, for Shoe Sanitizer, filed Sep. 5, 2008.

* cited by examiner

Primary Examiner—Sandra Snapp
(74) *Attorney, Agent, or Firm*—Stoel Rives LLP

(57) **CLAIM**

We claim the ornamental design for a shoe sanitizer, as shown and described.

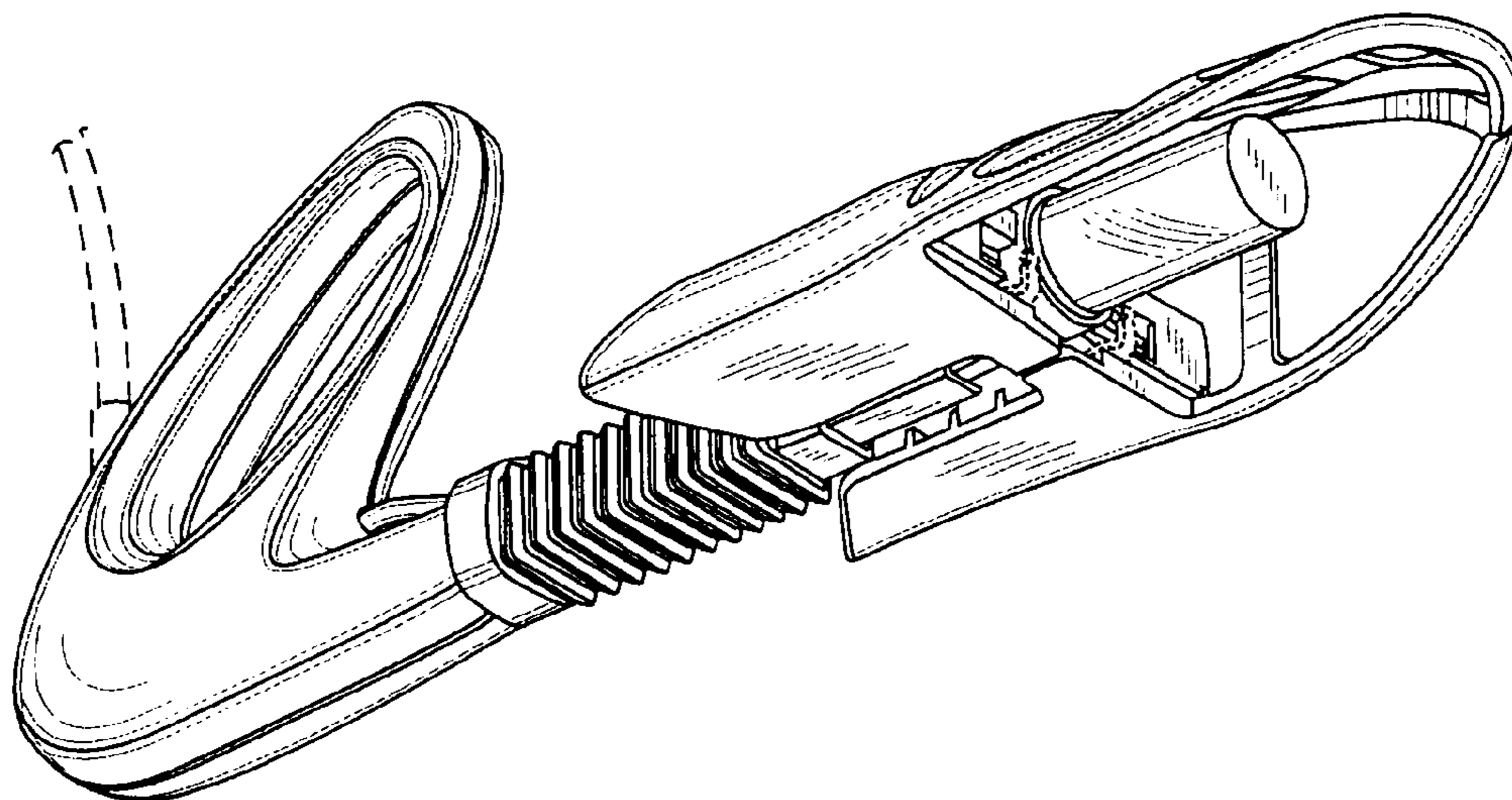
DESCRIPTION

FIGS. 1 and 2 are bottom and top isometric views, respectively, of a shoe sanitizer, in which a germicidal light bulb is installed; and,

FIGS. 3, 4, 5, 6 and 7 are, respectively, a top plan view and right-hand side, left-hand side, rear, and front elevation views of the shoe sanitizer shown in FIGS. 1 and 2.

Items shown in broken lines in the drawing figures are for illustrative purposes only and form no part of the claimed design.

1 Claim, 3 Drawing Sheets



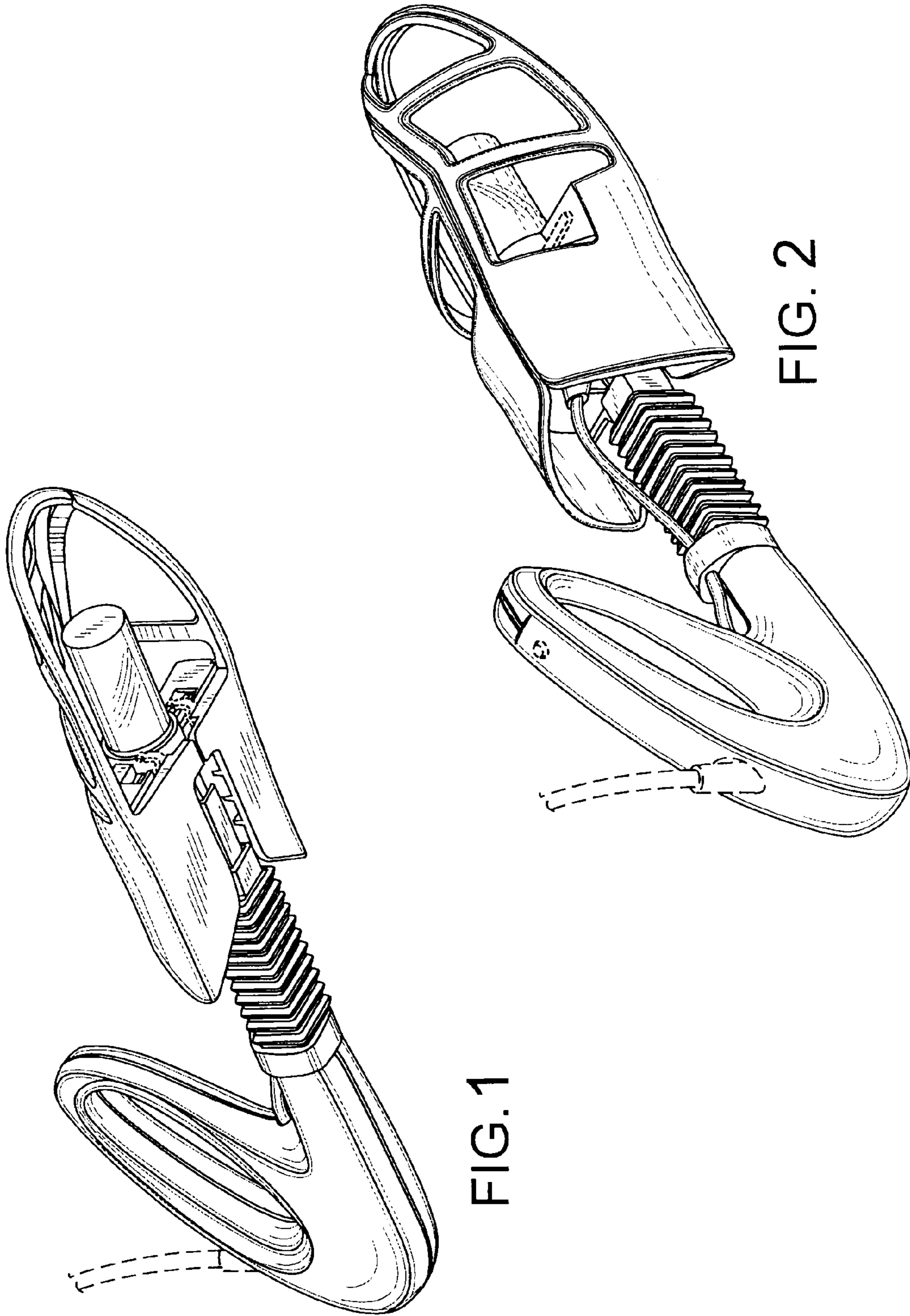


FIG. 1

FIG. 2

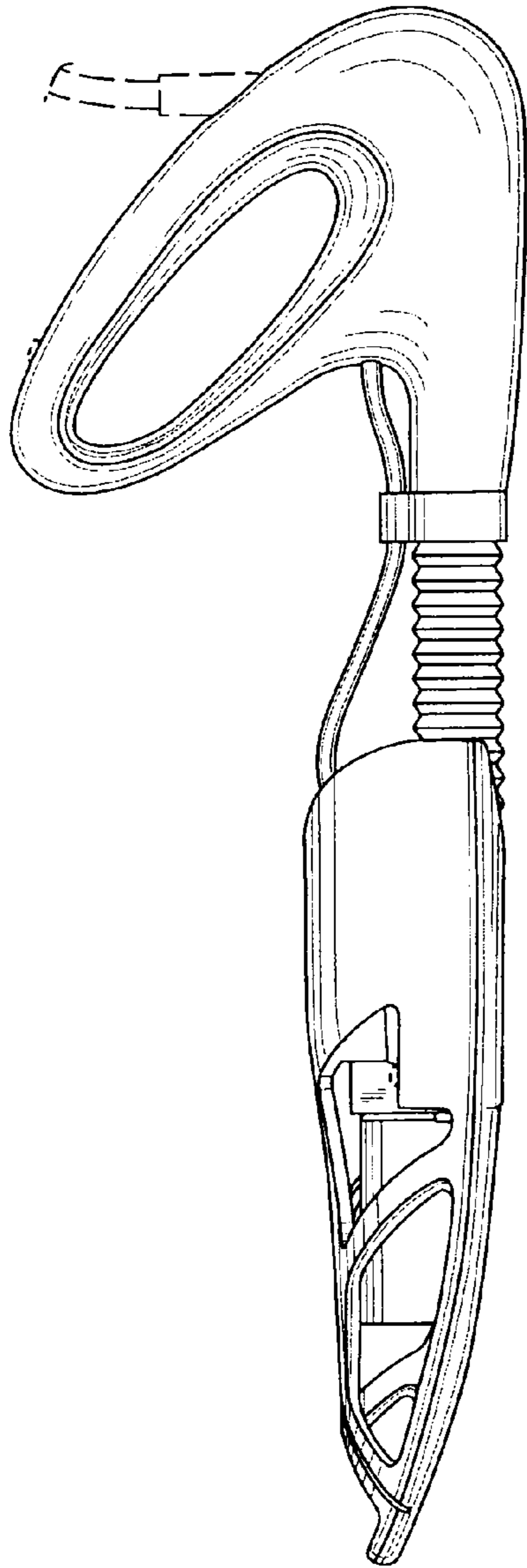


FIG. 3

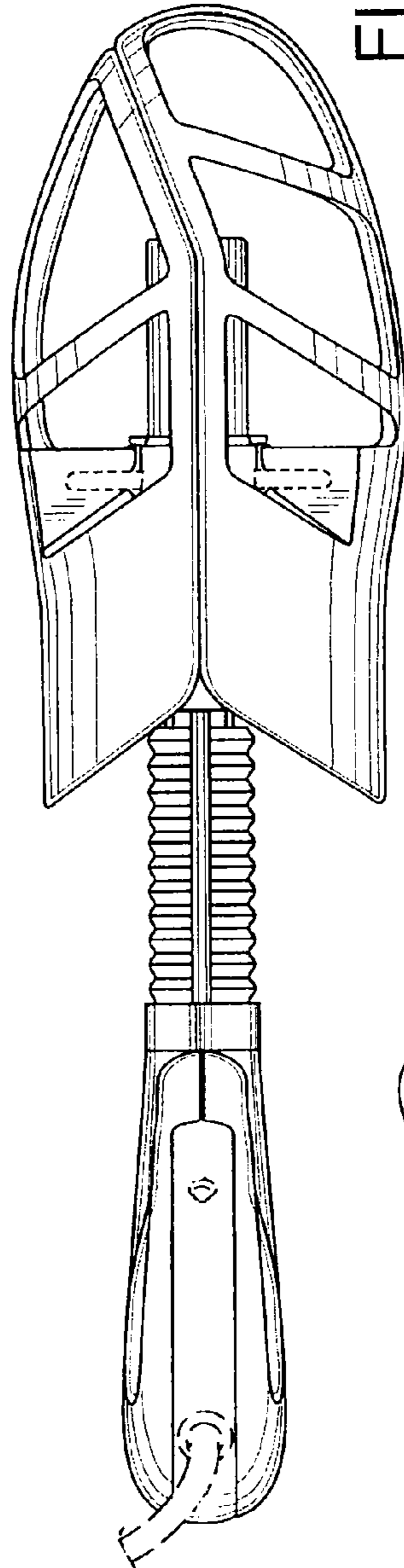


FIG. 4

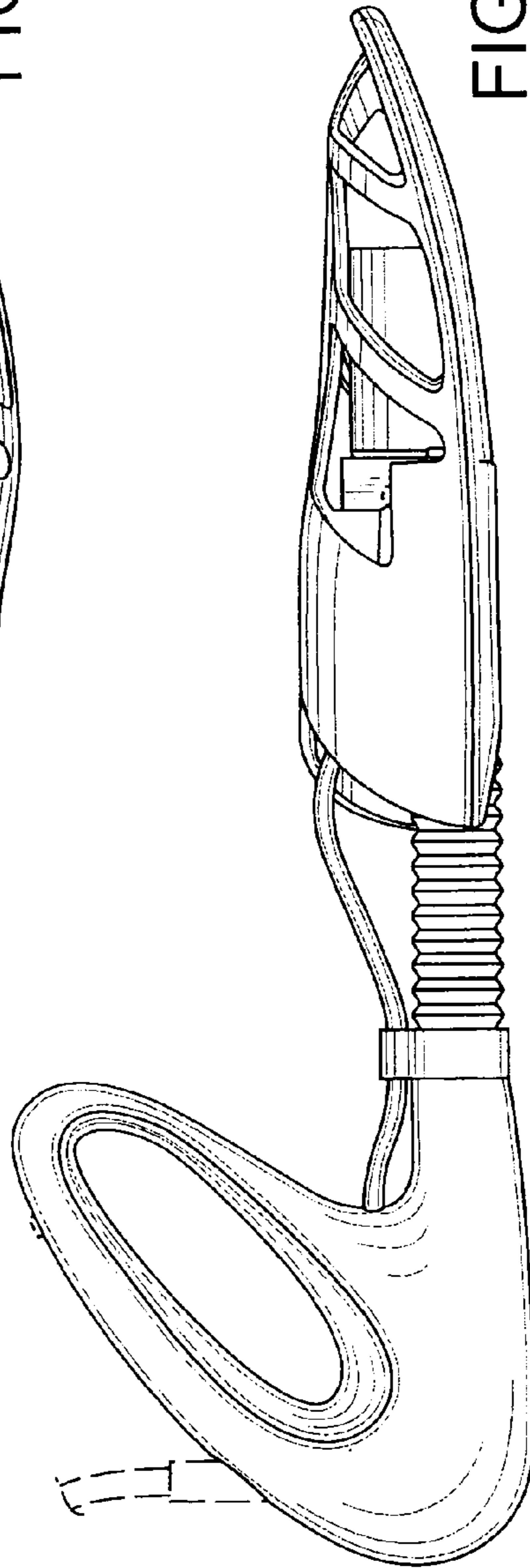


FIG. 5

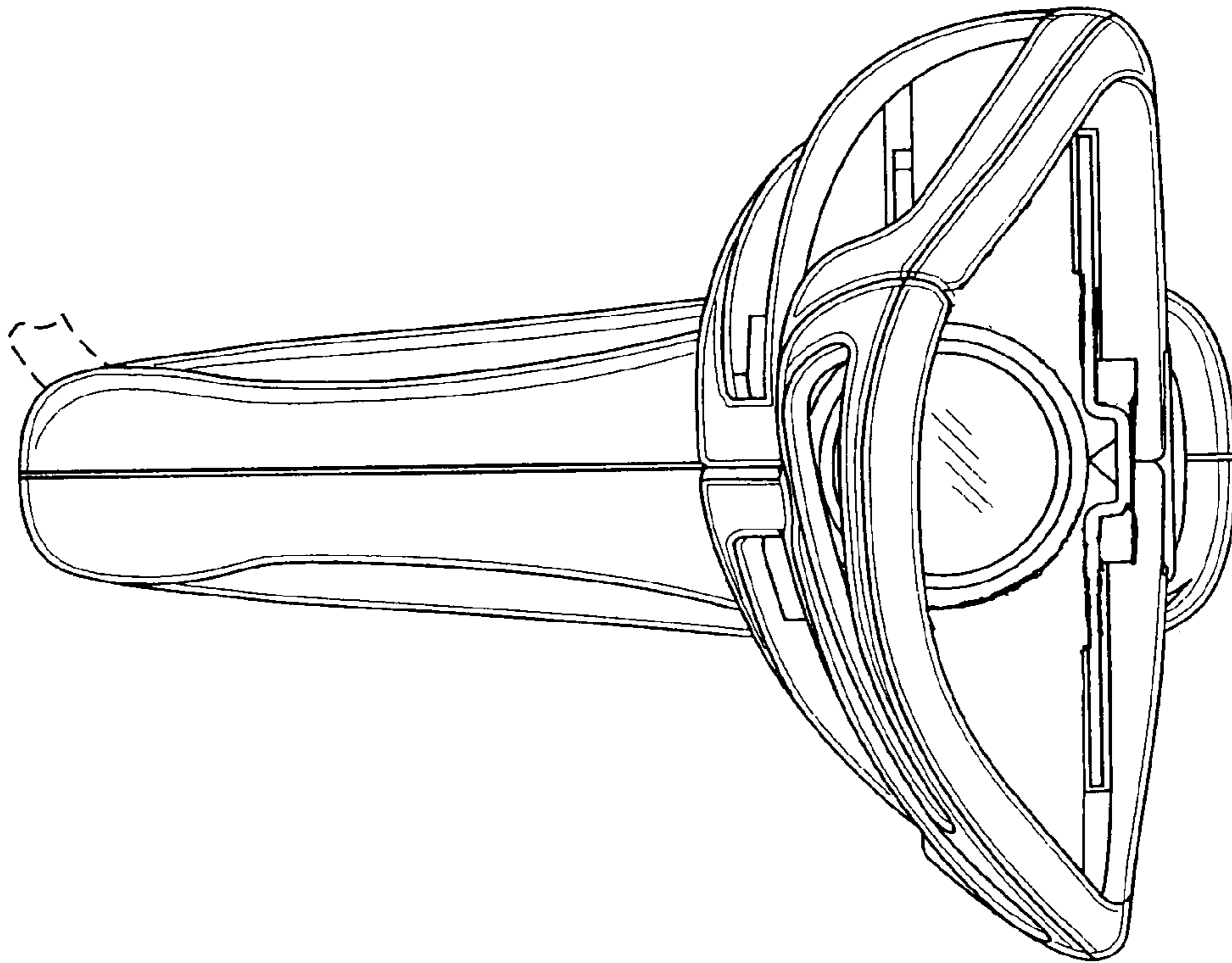


FIG. 7

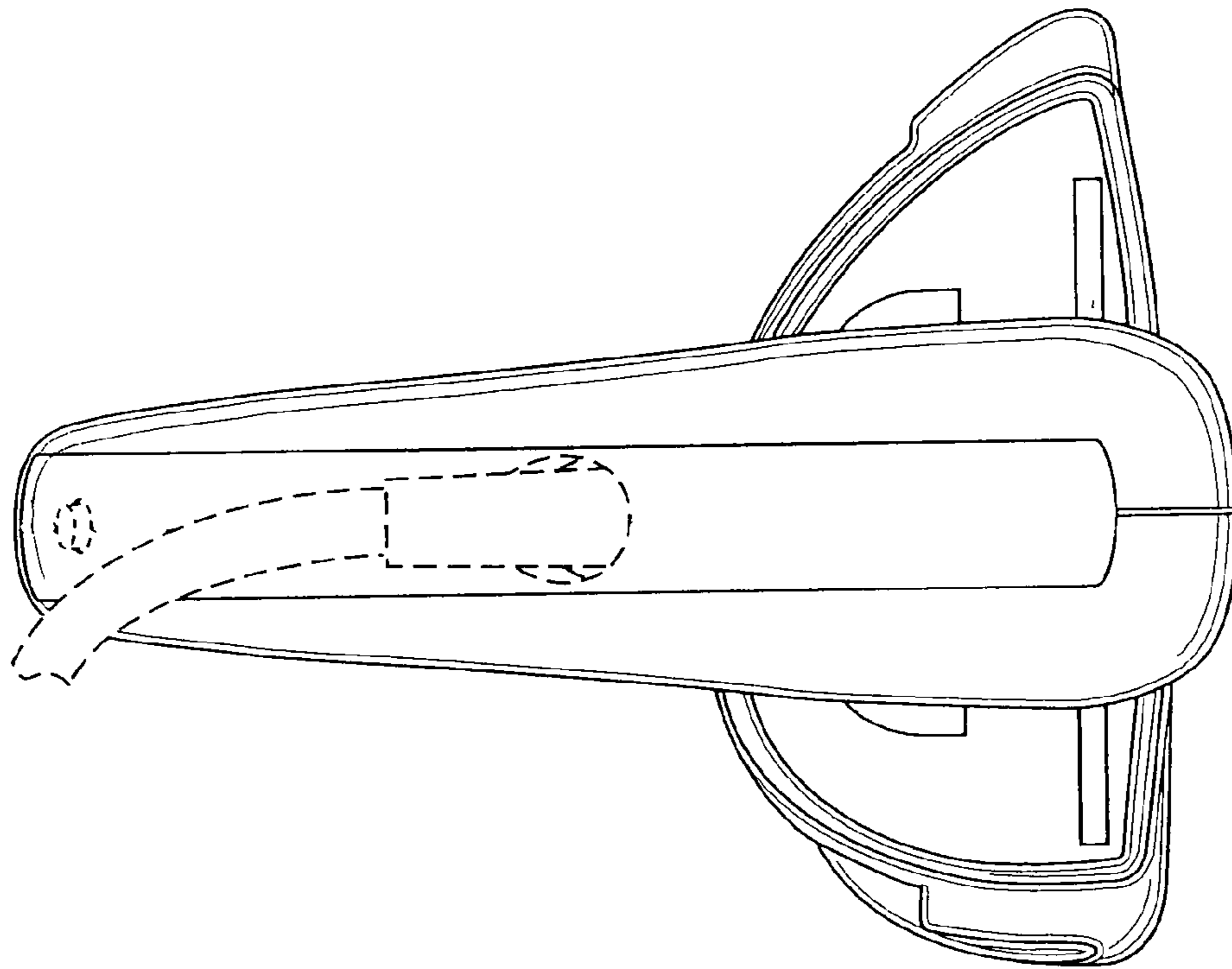


FIG. 6