



US00D620088S

(12) **United States Design Patent**
Chitwood

(10) **Patent No.:** **US D620,088 S**

(45) **Date of Patent:** **** Jul. 20, 2010**

(54) **SOUND QUIETING INSERT**

(76) **Inventor:** **Mark Chitwood**, 4255 Vista Oaks Ct.,
Redding, CA (US) 96002

(**) **Term:** **14 Years**

(21) **Appl. No.:** **29/359,206**

(22) **Filed:** **Apr. 7, 2010**

(51) **LOC (9) Cl.** **23-01**

(52) **U.S. Cl.** **D23/267**

(58) **Field of Classification Search** D23/267;
D25/119; 52/11-13, 16, 169.5, 302.1, 302.3;
210/162, 446, 451, 474, 477; 248/48.1

See application file for complete search history.

(56) **References Cited**

U.S. PATENT DOCUMENTS

2,184,482	A *	12/1939	Austin et al.	428/139
5,657,582	A *	8/1997	Chitwood	52/16
D395,696	S *	6/1998	Jeffords	D23/267
7,208,081	B2 *	4/2007	Jones	210/162
7,303,687	B2 *	12/2007	Groth et al.	210/747
7,407,574	B2 *	8/2008	Robinson	210/163
D613,379	S *	4/2010	Contreras	D23/267
D613,380	S *	4/2010	Contreras	D23/267

2002/0073631	A1 *	6/2002	Baker	52/12
2005/0247611	A1 *	11/2005	Groth et al.	210/162
2006/0117672	A1 *	6/2006	Kurple et al.	52/12

* cited by examiner

Primary Examiner—T. Chase Nelson

Assistant Examiner—Eric L Goodman

(74) *Attorney, Agent, or Firm*—Joseph L. Strabala

(57) **CLAIM**

I claim the ornamental design for a sound quieting insert, as shown and described.

DESCRIPTION

FIG. 1 is a front top perspective view of the sound quieting insert;

FIG. 2 is a front elevation view thereof;

FIG. 3 is a rear elevation view thereof;

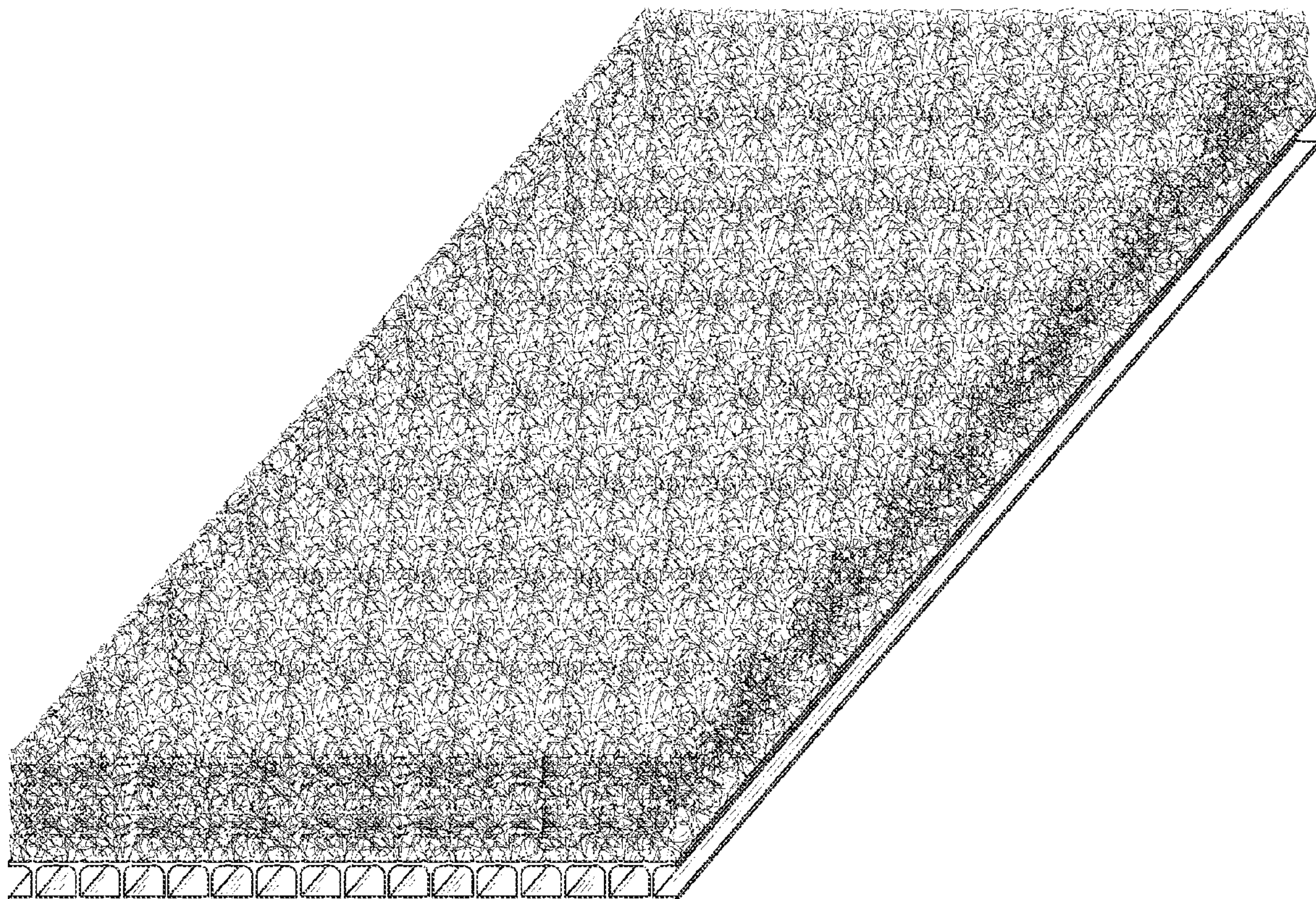
FIG. 4 is a left side elevation thereof;

FIG. 5 is a right side elevation thereof;

FIG. 6 is a top plan view thereof; and,

FIG. 7 is a bottom plan view thereof.

1 Claim, 5 Drawing Sheets



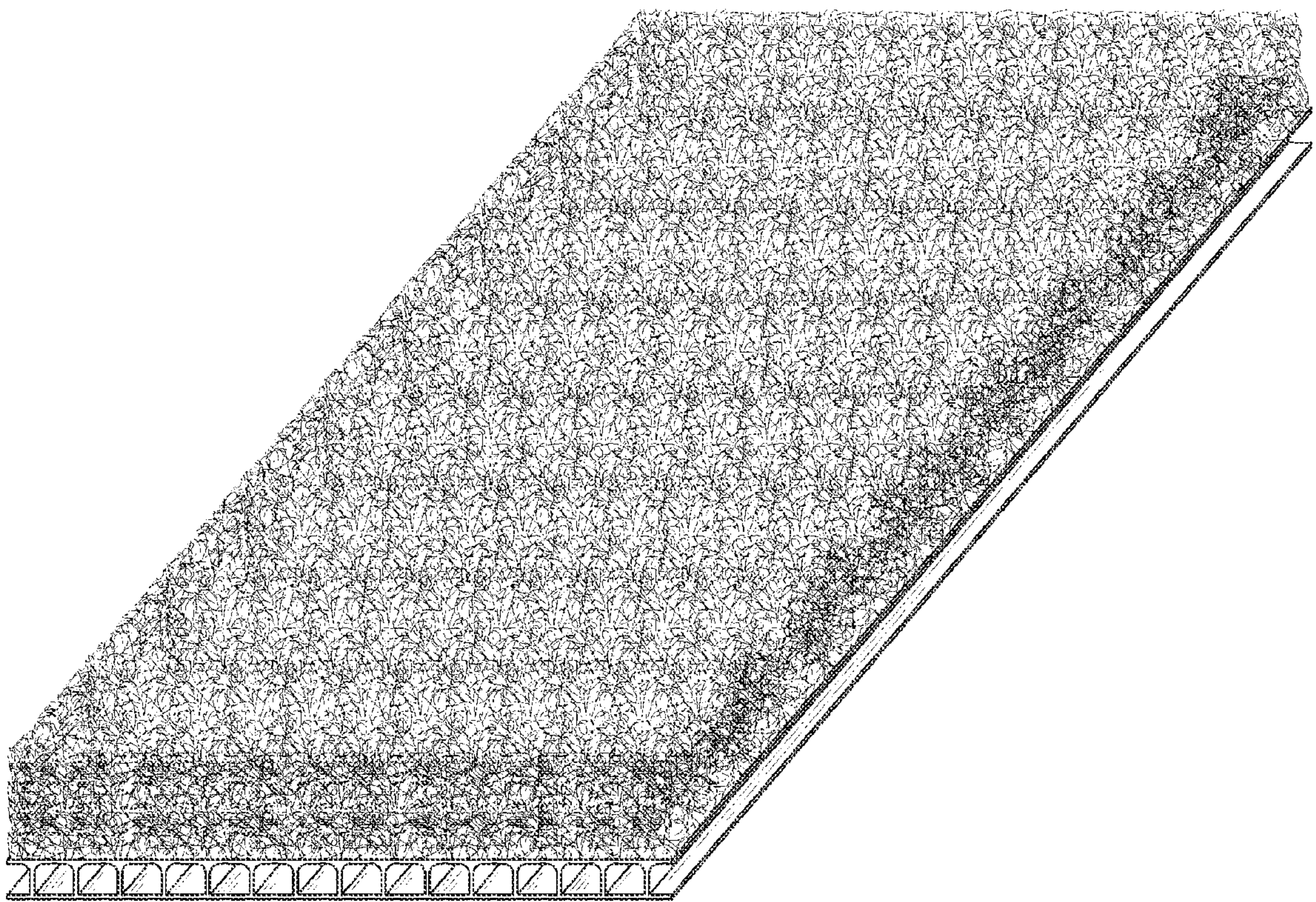


FIG. 1

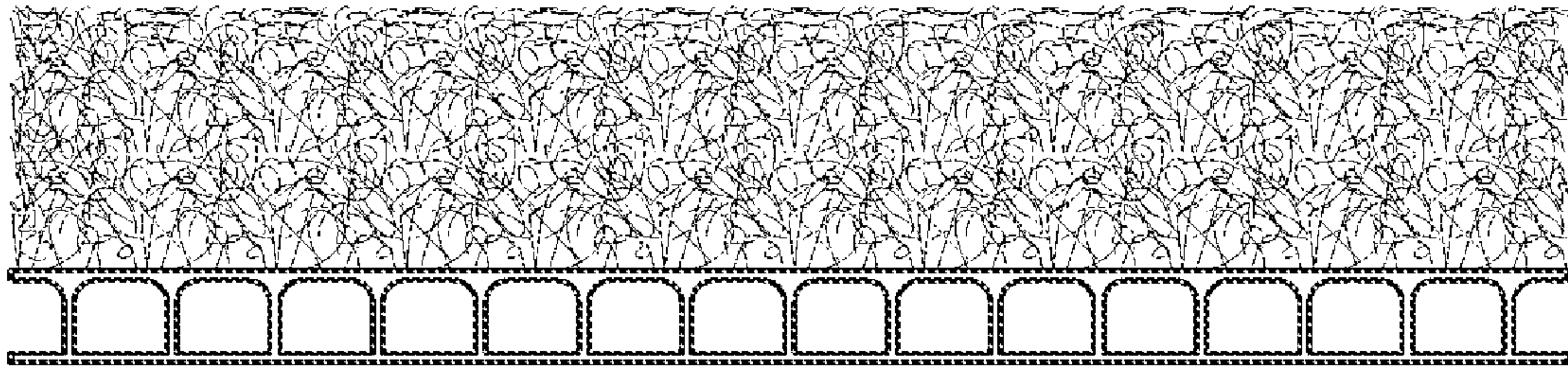


FIG. 2

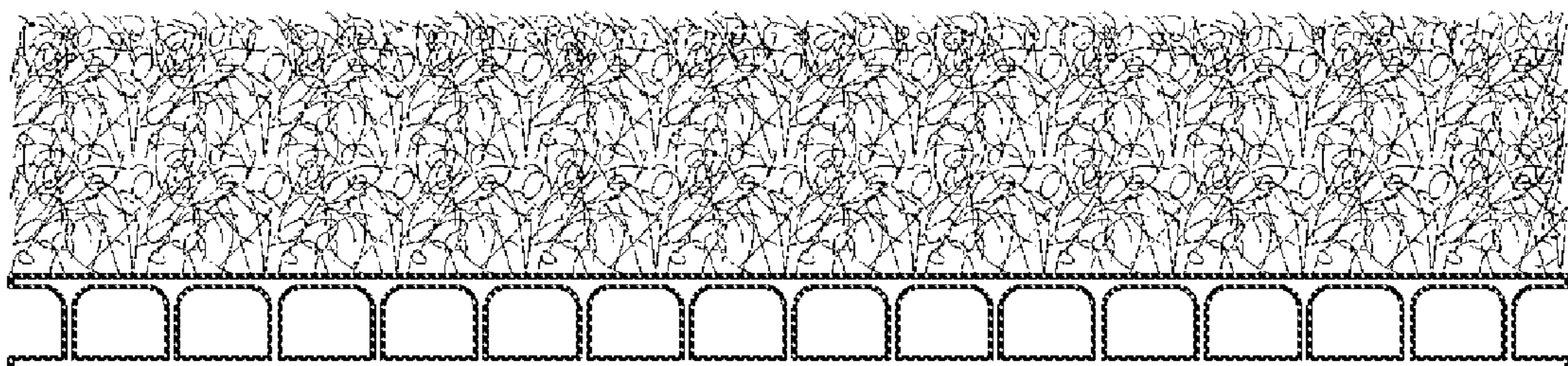


FIG. 3




FIG. 4




FIG. 5




FIG. 6




FIG. 7