



US00D620074S

(12) **United States Design Patent**  
**Muhlenbruck**

(10) **Patent No.:** **US D620,074 S**

(45) **Date of Patent:** **\*\* Jul. 20, 2010**

(54) **FISHING HOOK**

(76) **Inventor:** **Blake D. Muhlenbruck**, 2378 Montego Bay, Evans, CO (US) 80620

(\*\*) **Term:** **14 Years**

(21) **Appl. No.:** **29/346,707**

(22) **Filed:** **Nov. 4, 2009**

(51) **LOC (9) Cl.** ..... **22-05**

(52) **U.S. Cl.** ..... **D22/144**

(58) **Field of Classification Search** ..... D22/144,  
D22/145; 43/43.16, 44.83, 44.8, 42.23, 42.25,  
43/42.49, 44.86

See application file for complete search history.

(56) **References Cited**

**U.S. PATENT DOCUMENTS**

2,750,704	A *	6/1956	Bemis	.....	43/43.16
D553,220	S *	10/2007	Merritt	.....	D22/144
D556,292	S *	11/2007	Shelton	.....	D22/144
D560,749	S *	1/2008	Moore	.....	D22/144
D566,806	S *	4/2008	Nunn	.....	D22/144
7,581,348	B2 *	9/2009	Taylor	.....	43/44.83
7,617,629	B2 *	11/2009	Lizardo	.....	43/44.8

**OTHER PUBLICATIONS**

2008 Bass Pro Shops Master Catalog (pp. 298, 299, 304 and 359).  
Vivtek web pages from www.fishingvivtek.com (2 pages) (date published unknown).

\* cited by examiner

*Primary Examiner*—Catherine R Oliver  
(74) *Attorney, Agent, or Firm*—Brian D. Smith, P.C.

(57) **CLAIM**

The ornamental design for the fishing hook, as shown and described.

**DESCRIPTION**

FIG. 1 is a perspective view of my new design for a fishing hook;

FIG. 2 is a right side elevational view of the design of FIG. 1;

FIG. 3 is a left side elevational view of the design of FIG. 1;

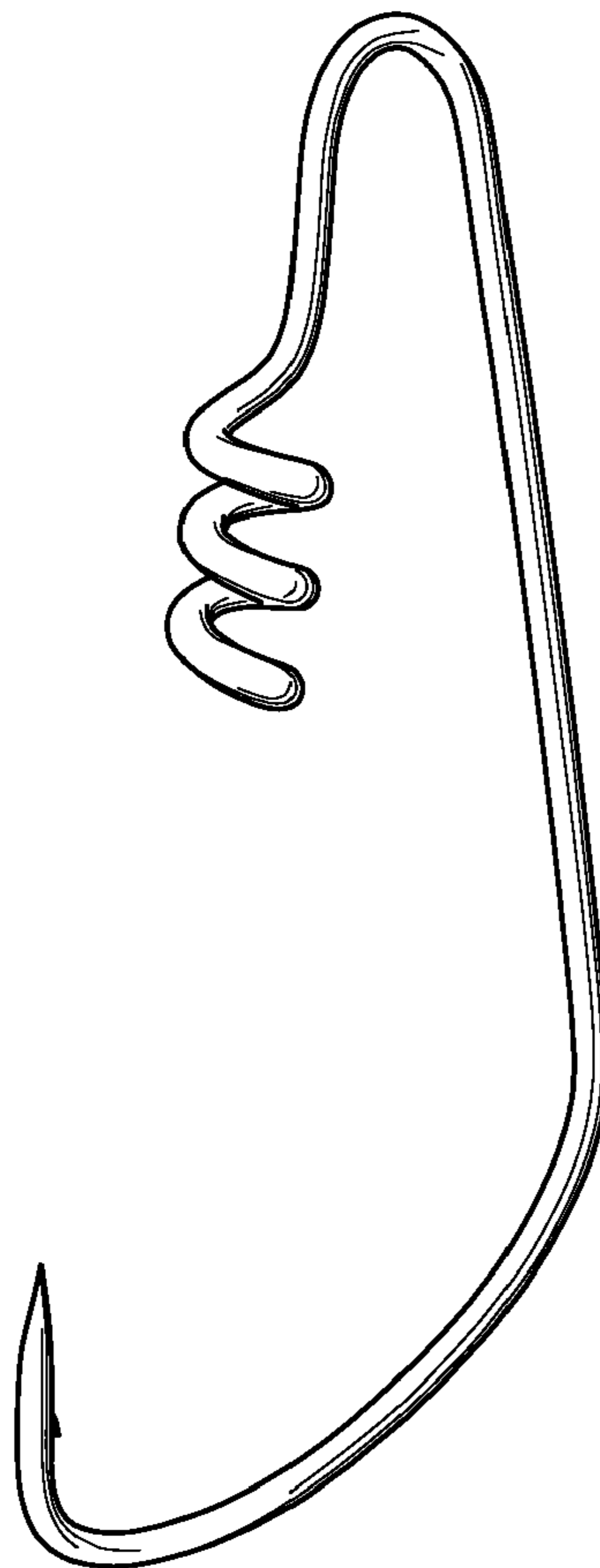
FIG. 4 is a front view of the design of FIG. 1;

FIG. 5 is a rear view of the design of FIG. 1;

FIG. 6 is a bottom plan view of the design of FIG. 1; and,

FIG. 7 is a top plan view of the design of FIG. 1.

**1 Claim, 1 Drawing Sheet**



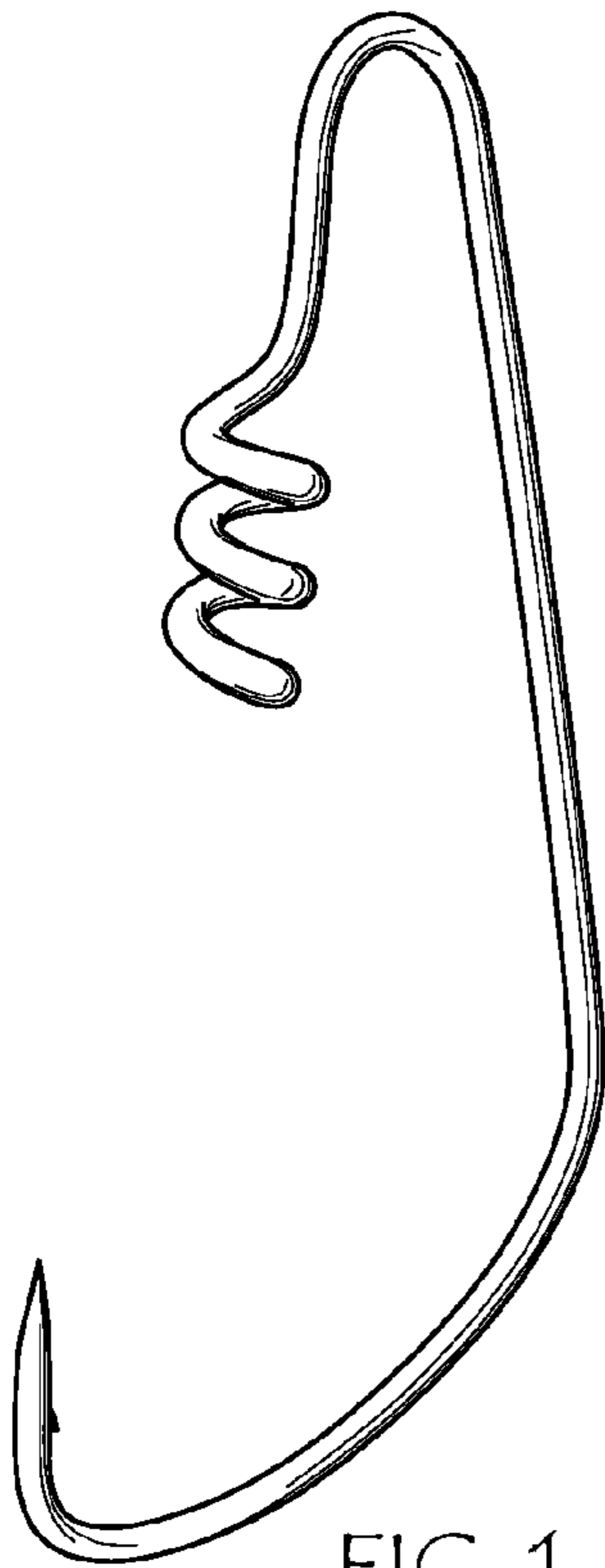


FIG. 1



FIG. 2



FIG. 3

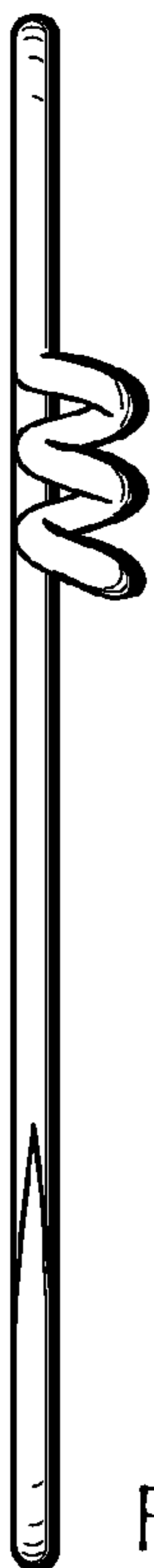


FIG. 4



FIG. 5



FIG. 6



FIG. 7