



US00D620050S

(12) **United States Design Patent**
Hultzman et al.

(10) **Patent No.:** **US D620,050 S**

(45) **Date of Patent:** **** Jul. 20, 2010**

(54) **LOTTERY TICKET DISPENSER**

(75) Inventors: **Scott Hultzman**, Putnam, CT (US);
George Voutes, Barrington, RI (US)

(73) Assignee: **GTECH Corporation**, Providence, RI (US)

(**) Term: **14 Years**

(21) Appl. No.: **29/344,353**

(22) Filed: **Sep. 28, 2009**

(51) **LOC (9) Cl.** **20-01**

(52) **U.S. Cl.** **D20/2**

(58) **Field of Classification Search** D20/1-9,
D20/99; 221/92, 96, 104, 124, 126, 151,
221/154, 155, 194; D10/97
See application file for complete search history.

(56) **References Cited**

U.S. PATENT DOCUMENTS

D119,818 S *	4/1940	Loewy	D20/4
D153,540 S *	4/1949	Otto	D20/4
D429,765 S *	8/2000	Saito et al.	D20/5
D443,652 S *	6/2001	Sachs et al.	D20/4

D448,419 S *	9/2001	Sachs et al.	D20/4
D466,941 S *	12/2002	Shubert et al.	D20/4
D481,076 S *	10/2003	Ballard	D20/4
D517,438 S *	3/2006	Sato et al.	D10/97
D592,704 S *	5/2009	Becker et al.	D20/2

* cited by examiner

Primary Examiner—Janice E Seeger

Assistant Examiner—Mary Ann Calabrese

(74) *Attorney, Agent, or Firm*—Sullivan & Worcester LLP;
Christopher T. McWhinney

(57) **CLAIM**

We claim the ornamental design for a lottery ticket dispenser, as shown and described.

DESCRIPTION

FIG. 1 is a front perspective view of a lottery ticket dispenser according to our new design;


FIG. 2 is a front elevational view thereof;

FIG. 3 is a left side elevational view thereof;

FIG. 4 is a right side elevational view thereof; and,

FIG. 5 is a top plan view thereof.

1 Claim, 5 Drawing Sheets






FIG. 1




FIG. 2




FIG. 3




FIG. 4

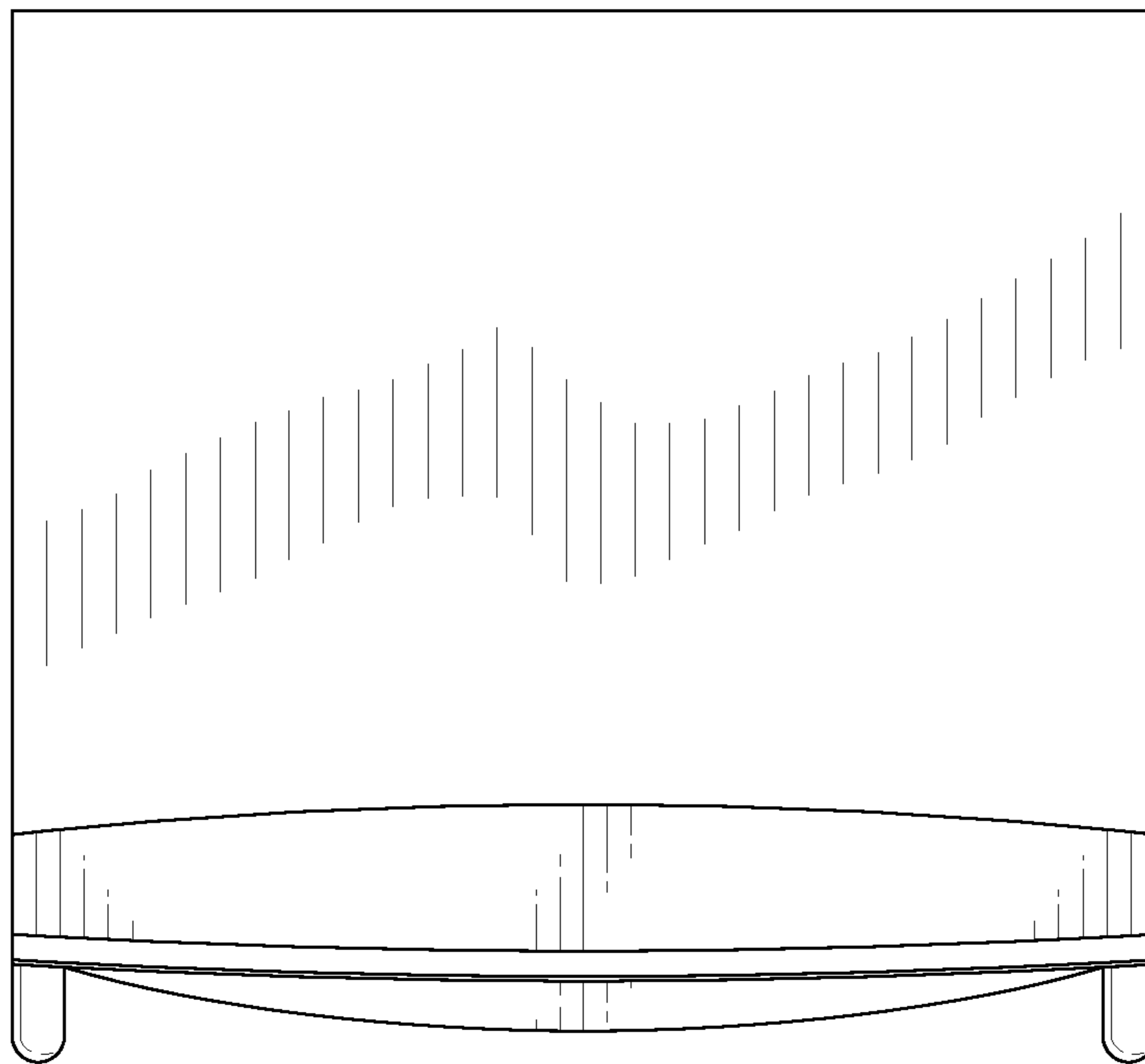


FIG. 5